


OVERBERG DISTRICT MUNICIPALITY

# OVERBERG DISTRICT MUNICIPALITY



## Medium Term Revenue and Expenditure Framework (MTREF)

**BUDGET:**

**2019/2020 – 2021/2022**

OVERBERG DISTRICT MUNICIPALITY  
26 LONG STREET / PRIVATE BAG X22  
BREDASDORP 7280



27 MAY 2019

TEL: 028 425 1157 • FAX: 028 425 1014  
info@odm.org.za • www.odm.org.za

BUDGET MTREF 2019/20 – 2021/2022

A small, handwritten signature or set of initials in the bottom right corner of the page.

# OVERBERG DISTRICT MUNICIPALITY

## Table of Contents

SECTION A – Part 1 .....	4
1. Glossary .....	4
2. Mayors Report .....	6
3. Resolutions .....	8
4. Executive Summary.....	10
5. Annual Budget Tables .....	16
A1 Budget Summary .....	16
A2 Budgeted Financial Performance (Functional classification) .....	17
A3 Budgeted Financial Performance (Revenue and Expenditure by Municipal Vote) .....	18
A4 Budgeted Financial Performance (Revenue and Expenditure) .....	19
A5 Budgeted Capital Expenditure by Vote, Functional Classification and Funding .....	20
A6 Budgeted Financial Position .....	21
A7 Budgeted Cash Flows .....	22
A8 Cash Backed Reserves/Accumulated Surplus Reconciliation .....	22
A9 Asset Management .....	24
A10 Basic Service Delivery Measurement .....	25
SECTION A – Part 2 .....	26
1. Budget Process Overview .....	26
2. IDP Overview and Amendments .....	28
3. Measurable performance objectives and indicators .....	30
4. Overview of Budget Related Policies and Amendments .....	30
5. Overview of Budget Assumptions .....	32
6. Overview of Budget Funding .....	32
7. Expenditure on allocations and grant Programmes .....	41
8. Allocations or grants made by the Municipality .....	42
9. Councillor allowances and employee benefits .....	42
10. Monthly targets for revenue, expenditure and cash flow .....	44
11. Contracts having future budgetary implications.....	44
12. Capital spending detail .....	44
13. Legislation compliance status .....	44
14. Other supporting documents .....	44

OVERBERG DISTRICT MUNICIPALITY  
26 LONG STREET / PRIVATE BAG 422  
BREDASBURG 7460

27 MAY 2019

TEL: 028 426 7157  
info@odm.gov.za  
FAX: 028 425 1014  
www.odm.gov.za

21

**OVERBERG DISTRICT MUNICIPALITY**

15. Municipal Manager's quality certification ..... 45

**SECTION B – BUDGET ..... 46**

1. Operating Budget ..... 46

2. Capital Budget ..... 47

3. Tariffs ..... 48

4. MFMA Municipal Budget Circulars for the 2019/2020 MTREF ..... 61

5. Service Level Standards ..... 101

6. Procurement Plan ..... 102

7. Budget Schedules ..... 103

**OVERBERG DISTRICT MUNICIPALITY**  
**26 LONG STREET / PRIVATE BAG X22**  
**BREDASBURG 7420**



**27 MAY 2019**

TEL: 028 425 1014 FAX: 028 425 1014  
info@odm.org.za www.odm.org.za

*ES*



27 MAY 2019

## SECTION A – Part 1

### 1. Glossary

TEL: 028 425 1157 • FAX: 028 425 1014  
info@odm.org.za • www.odm.org.za

**Adjustments Budgets** – Prescribed in section 28 of the Municipal Finance Management Act. It is the formal means by which a municipality may revise its budget during a financial year.

**Allocations** – Money received from Provincial and National Treasury.

**Budget** – The financial plan of a municipality.

**Budget related policy** – Policy of a municipality affecting or affected by the budget.

**Capital Expenditure** – Spending on municipal assets such as land, buildings and vehicles. Any capital expenditure must be reflected as an asset on a municipality's balance sheet.

**Cash Flow Statement** – A statement showing when actual cash will be received and spent by the Municipality, and the month end balances of cash and short term investments. Cash receipts and payments do not always coincide with budgeted revenue and expenditure timings. For example, when an invoice is received by the Municipality it is shown as expenditure in the month that the services or goods are received, even though it may not be paid in the same period.

**DORA** – Division of Revenue Act. The annual piece of legislation that indicate the allocations from National Government to Local Government.

**Equitable Share** – A general grant paid to municipalities. It is predominantly targeted to assist with free basic services.

**GDFI** - Gross Domestic Fixed Investment



**GFS** – Government Finance Statistics. An internationally recognised classification system that facilitates comparisons between municipalities.

OVERBERG DISTRICT MUNICIPALITY  
26 LONG STREET / PRIVATE BAG X22  
BREDASDORP 7280



27 MAY 2019

**ICT** – Information Communication Technology

**IDP** – Integrated Development Plan. The main strategic planning document of a municipality.

TEL: 028 425 1157 • FAX: 028 425 1014  
info@odm.org.za

**KPI** – Key Performance Indicators. Measures of service output and/or outcome.

**MFMA** - Municipal Finance Management Act (No 53 of 2003). The principle piece of legislation relating to municipal financial management.

**MTREF** – Medium Term Revenue and Expenditure Framework as prescribed by the MFMA sets out indicative revenue and projected expenditure for the budget year plus two outer financial years to determine the affordability level.

**ODM** – Overberg District Municipality

**Operating Expenditure** – Spending on the day to day expenses of a municipality such as general expenses, salaries & wages and repairs & maintenance.

**Rates** – Local Government tax based on assessed valuation of a property.

**TMA** – Total Municipal Account

**SDBIP** – Service Delivery Budget Implementation Plan. A detailed plan comprising quarterly performance targets and monthly budget estimates.

**Strategic Objectives** – The main priorities of a municipality as set out in the IDP Budgeted spending must contribute towards achievement of these strategic objectives.

**Vote** – One of the main segments into which a budget is divided, usually at department level.



27 MAY 2019

## 2. Mayors Report

TEL: 028 425 1157 • FAX: 028 425 1014  
info@odm.org.za • www.odm.org.za

It is my privilege as Mayor, to table hereby the Medium Term Revenue & Expenditure Framework (MTREF) budget for 2019/2020.

In terms of the Municipal Financial Management Act (MFMA), the municipality must table a draft budget to the public for consideration and comment before a final budget can be tabled to Council for approval. Due processes will be followed to obtain inputs and comments on the budget and it will be considered in finalizing the proposed budget.

Honourable Speaker and Councillors, the tabling of the MTREF budget occurs within the context of a challenging fiscal and economic context. I am concerned about the Council's diminishing revenue resources against the rise in expenditure which may negatively impact on the fulfilling of the legislative functions of the municipality.

Although the compilation of this year's budget was difficult and complex, the Integrated Development Plan and the municipal Long Term Financial Plan provides direction to what can be budgeted for. The spending of funds from this budget must be in line with the National Development Plan and Provincial strategic goals. We as a municipality need to endeavour to strategically and proactively manage sustainability to survive.

The budget is limited and will have to be managed effectively and efficiently. Innovative plans will have to be executed to ensure necessary service delivery.

Allow me to highlight the important aspects of this budget:

The municipality will be partnering with Inter-governmental and other spheres of Government in order to implement and facilitate development within Overberg District Municipality.

The regional landfill site at Karwyderskraal should be operational during the 2019/20 financial year and it is important for the district that this multi-year project is successfully executed.

It is also important that a clear strategic direction for the resorts be determined to ensure that the resorts operates effectively, adds value to the tourism potential of the district and provide an additional revenue stream, which is much needed.

The total operating budget for 2019/20 amounts to R 222, 412 million while the capital budget amounts to R 11, 353 million.

The capital budget highlights the following:

## OVERBERG DISTRICT MUNICIPALITY

The building of a fire station at Caledon - R2.9 million  
Development of Karwyderskraal - R 6,128 million.  
Implementing a Communicating System - R 1,00 million

I am proud of our excellent officials and the commitment of councillors who enabled Overberg District Municipality to reach the goal set, in obtaining a fourth clean audit report from the Auditor General.

I would like to take this opportunity to thank the Municipal Manager, the Directors of departments, the CFO and the budget team, for the compilation of the 2019/20 budget.

Therefor this 2019/20 draft budget is presented for public comments and input.

I thank you,

Mayor  
Ald AE Franken

OVERBERG DISTRICT MUNICIPALITY  
26 LONG STREET / PRIVATE BAG X22  
BREDASDORP 7280



27 MAY 2019

TEL: 028 425 1157 • FAX: 028 425 1014  
info@odm.org.za • www.odm.org.za

88

### 3. Resolutions (recommended)

That Council approves the following:

- 1) That the consolidated Operating budget of R 222 412 209, Capital budget of R 11 353 111, and budgeted cash flows, as set out in the Municipal Budget be adopted and approved by Council and that it constitutes the Budget of the Council for 2019/2020 financial year as well as the medium term (indicative) budgets for the 2020/2021 and 2021/2022 financial years.
- 2) That the Integrated Development Plan and related documents and any amendments thereto, be approved.
- 3) That the Spatial Development Framework and any amendments thereto, be approved.
- 4) That the tariffs as per tariff list be approved.
- 5) That all other matters prescribed in sections 17(1) (a-e); 17(2) and 17(3) (a-m) of the Municipal Finance Management Act are included in or accompany the budget document be approved.
- 6) That the measurable performance objectives for 2019/2020 for operating revenue by source and by vote be approved.
- 7) That the following budget related policies be approved:

- Asset Management Policy
- Credit Control and Debt Collection Policy
- Cash Management and Investment Policy
- Tariff Policy
- Supply Chain Management Policy
- Virement Policy (amended)
- Borrowing Policy
- Funding and Reserves Policy
- Budget Policy
- Customer Care Policy
- Demand Management Policy
- Infrastructure and delivery Management Policy
- Infrastructure investment and Capital projects Policy

OVERBERG DISTRICT MUNICIPALITY  
26 LONG STREET / PRIVATE BAG X22  
BREDASDORP 7280



27 MAY 2019

TEL: 028 425 1157 • FAX: 028 425 1014  
info@odm.org.za • www.odm.org.za

**BUDGET MTREF 2019/20 – 2021/2022**

A handwritten signature or mark in the bottom right corner of the page.

OVERBERG DISTRICT MUNICIPALITY

- Liquidity Policy
- Long term Financial Planning Policy
- Management and Admin of Immovable Assets Policy
- Payroll Management and Administration Policy
- Preferential Procurement Policy
- Travelling and Subsistence Policy(amended)
- Cost containment Policy(new)

OVERBERG DISTRICT MUNICIPALITY  
26 LONG STREET / PRIVATE BAG X22  
BREDASDORP 7280



27 MAY 2019

TEL: 028 425 1157 • FAX: 028 425 1014  
info@odm.org.za • www.odm.org.za

A handwritten signature or mark in the bottom right corner of the page.

## 4. Executive Summary

The Municipality's 2019/2020 budget amounts to R 233 765 320, represented by a Capital Budget of R 11 353 111 and an Operating Budget of R 222 412 209.

Primary Operating Budget revenue- and expenditure categories reflect the following year-on-year budget value increases (estimated 2019/20 vs. adjusted 2018/2019 budget):

### *Revenue*

Total operating revenue increased with 9%. Breakdown of main revenue increases:

- Equitable Share allocation: 6%
- Agency fee for Road function: 9%
- Karwyderskraal (Landfill Site): 245% (The Municipality only budgeted to provide services for 3 months in 2018/2019, while the services will be provided for the full year in 2019/2020)
- Interest on investment: 79% (More in line with historic data)
- Resorts: 7%
- Fire brigade: 4%

### *Expenditure category increases*

- Employee Related cost: 5%
- Remuneration of councillors: 4%
- Finance Charges: 37%
- Materials: 8%
- Contracted Services: 23%
- Other expenditure: 13%

OVERBERG DISTRICT MUNICIPALITY  
26 LONG STREET / PRIVATE BAG X22  
BREDASDORP 7280



27 MAY 2019

TEL: 028 425 1157 • FAX: 028 425 1014  
info@odm.org.za • www.odm.org.za

The projected increase results from a combination of factors such as (relatively low) generic growth to core tariff-based services, operational efficiencies and revenue-related policies aimed at optimising and sustaining all revenue sources.

A handwritten signature or mark in the bottom right corner of the page.

# OVERBERG DISTRICT MUNICIPALITY

The financing of capital expenditure from own funds (CRR) totals R 4 125 000. This amount represents a decrease to originally planned values and is earmarked to address the fire brigade office at Grabouw and needs at the resorts. This level is considered to be affordable over the MTREF 3-year period.

Overberg District Municipality has prepared a multi-year budget in accordance with the Municipal Budgeting and Reporting Regulations and is presented in the table below:

## Budget Summary- Capital

Vote Description	Ref	Current Year 2018/19				2019/20 Medium Term Revenue & Expenditure Framework		
		Original Budget	Adjusted Budget	Full Year Forecast	Pre-audit outcome	Budget Year 2019/20	Budget Year +1 2020/21	Budget Year +2 2021/22
<b>R thousand</b>	1							
<b>Capital expenditure - Vote</b>								
<b>Multi-year expenditure to be appropriated</b>	2							
Vote 1 - Municipal Manager		-	-	-	-	-	-	-
Vote 2 - Management Services		-	-	-	-	-	-	-
Vote 3 - Corporate Services		-	-	-	-	-	-	-
Vote 4 - Finance		-	-	-	-	-	-	-
Vote 5 - Community Services		26 977	22 356	22 356	22 356	6 128	-	-
<b>Capital multi-year expenditure sub-total</b>	7	<b>26 977</b>	<b>22 356</b>	<b>22 356</b>	<b>22 356</b>	<b>6 128</b>	<b>-</b>	<b>-</b>
<b>Single-year expenditure to be appropriated</b>	2							
Vote 1 - Municipal Manager		72	12	12	12	-	-	-
Vote 2 - Management Services		-	-	-	-	-	-	-
Vote 3 - Corporate Services		279	630	630	630	300	300	300
Vote 4 - Finance		310	74	74	74	65	35	35
Vote 5 - Community Services		5 103	8 797	8 797	8 797	4 860	3 371	3 595
<b>Capital single-year expenditure sub-total</b>		<b>5 764</b>	<b>9 513</b>	<b>9 513</b>	<b>9 513</b>	<b>5 225</b>	<b>3 706</b>	<b>3 930</b>
<b>Total Capital Expenditure - Vote</b>		<b>32 741</b>	<b>31 869</b>	<b>31 869</b>	<b>31 869</b>	<b>11 353</b>	<b>3 706</b>	<b>3 930</b>
<b>Capital Expenditure - Functional</b>								
<b>Governance and administration</b>		643	716	716	716	365	335	335
Executive and council		18	-	-	-	-	-	-
Finance and administration		607	716	716	716	365	335	335
Internal audit		18	0	0	0	-	-	-
<b>Community and public safety</b>		5 059	8 787	8 787	8 787	4 860	3 371	3 595
Community and social services		-	-	-	-	-	-	-
Sport and recreation		1 175	1 575	1 575	1 575	360	530	470
Public safety		3 683	6 583	6 583	6 583	4 500	2 841	3 125
Housing		-	-	-	-	-	-	-
Health		201	629	629	629	-	-	-
<b>Economic and environmental services</b>		62	10	10	10	-	-	-
Planning and development		18	-	-	-	-	-	-
Road transport		-	-	-	-	-	-	-
Environmental protection		44	10	10	10	-	-	-
<b>Trading services</b>		<b>26 977</b>	<b>22 356</b>	<b>22 356</b>	<b>22 356</b>	<b>6 128</b>	<b>-</b>	<b>-</b>
Energy sources		-	-	-	-	-	-	-
Water management		-	-	-	-	-	-	-
Waste water management		-	-	-	-	-	-	-
Waste management		26 977	22 356	22 356	22 356	6 128	-	-
<b>Other</b>		<b>-</b>	<b>-</b>	<b>-</b>	<b>-</b>	<b>-</b>	<b>-</b>	<b>-</b>
<b>Total Capital Expenditure - Functional</b>	3	<b>32 741</b>	<b>31 869</b>	<b>31 869</b>	<b>31 869</b>	<b>11 353</b>	<b>3 706</b>	<b>3 930</b>

OVERBERG DISTRICT MUNICIPALITY  
26 LONG STREET / PRIVATE BAG X22  
BREDASDORP 7280



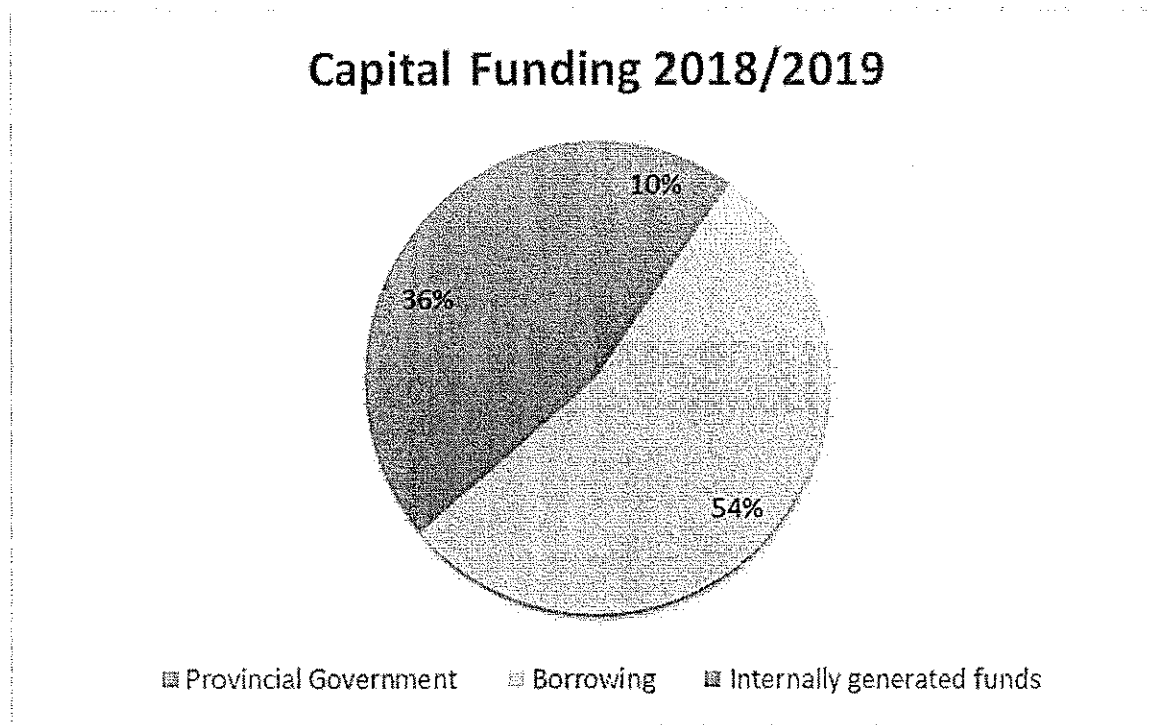
27 MAY 2019

BUDGET MTREF 2019/20 – 2021/2022

The MTREF Capital Budget will be funded as follow:

Funded by:								
National Government		-	-	-	-	-	-	-
Provincial Government		1 483	4 183	4 183	4 183	1 100	2 841	3 125
District Municipality		-	-	-	-	-	-	-
Other transfers and grants		-	-	-	-	-	-	-
<b>Transfers recognised - capital</b>	<b>4</b>	<b>1 483</b>	<b>4 183</b>	<b>4 183</b>	<b>4 183</b>	<b>1 100</b>	<b>2 841</b>	<b>3 125</b>
<b>Borrowing</b>	<b>6</b>	<b>26 977</b>	<b>22 356</b>	<b>22 356</b>	<b>22 356</b>	<b>6 128</b>	<b>-</b>	<b>-</b>
<b>Internally generated funds</b>		<b>4 281</b>	<b>5 330</b>	<b>5 330</b>	<b>5 330</b>	<b>4 125</b>	<b>865</b>	<b>805</b>
<b>Total Capital Funding</b>	<b>7</b>	<b>32 741</b>	<b>31 869</b>	<b>31 869</b>	<b>31 869</b>	<b>11 353</b>	<b>3 706</b>	<b>3 930</b>

The graph below shows the capital expenditure for 2019/2020 per funding source expressed as a %:



OVERBERG DISTRICT MUNICIPALITY  
 26 LONG STREET / PRIVATE BAG X22  
 BREDASDORP 7280



27 MAY 2019

TEL: 028 425 1157 • FAX: 028 425 1014  
 info@odm.org.za • www.odm.org.za



**Budget Summary – Operating**

DC3 Overberg - Table A4 Budgeted Financial Performance (revenue and expenditure)

Description	Ref	Current Year 2018/19				2019/20 Medium Term Revenue & Expenditure Framework		
		Original Budget	Adjusted Budget	Full Year Forecast	Pre-audit outcome	Budget Year 2019/20	Budget Year +1 2020/21	Budget Year +2 2021/22
<b>Revenue By Source</b>								
Property rates	2	-	-	-	-	-	-	-
Service charges - electricity revenue	2	-	-	-	-	-	-	-
Service charges - water revenue	2	-	-	-	-	-	-	-
Service charges - sanitation revenue	2	-	-	-	-	-	-	-
Service charges - refuse revenue	2	9 921	3 107	3 107	3 107	10 723	11 366	12 048
Rental of facilities and equipment		11 355	11 355	11 355	11 355	12 024	12 746	13 511
Interest earned - external investments		1 400	1 400	1 400	1 400	2 500	2 650	2 809
Interest earned - outstanding debtors		0	0	0	0	100	106	112
Dividends received		-	-	-	-	-	-	-
Fines, penalties and forfeits		-	-	-	-	-	-	-
Licences and permits		135	135	135	135	300	143	152
Agency services		8 813	8 813	8 813	8 813	9 581	10 156	10 766
Transfers and subsidies		158 024	162 114	162 114	162 114	169 423	175 997	185 058
Other revenue	2	9 423	9 423	9 423	9 423	9 134	9 676	10 251
Gains on disposal of PPE		2 960	3 806	3 806	3 806	5 100	-	-
<b>Total Revenue (excluding capital transfers and contributions)</b>		<b>202 032</b>	<b>200 153</b>	<b>200 153</b>	<b>200 153</b>	<b>218 886</b>	<b>222 840</b>	<b>234 706</b>
<b>Expenditure By Type</b>								
Employee related costs	2	105 553	98 078	98 078	98 078	103 201	108 445	115 000
Remuneration of councillors		6 169	6 326	6 326	6 326	6 607	7 003	7 423
Debt impairment	3	-	-	-	-	-	-	-
Depreciation & asset impairment	2	3 101	3 576	3 576	3 576	3 576	3 576	3 576
Finance charges		5 625	6 673	6 673	6 673	9 165	9 903	10 710
Bulk purchases	2	-	-	-	-	-	-	-
Other materials	8	43 941	49 103	49 103	49 103	52 931	56 297	59 675
Contracted services		19 699	17 118	17 118	17 118	20 994	22 498	23 834
Transfers and subsidies		-	480	480	480	380	403	427
Other expenditure	4, 5	17 816	22 551	22 551	22 551	25 560	27 363	29 004
Loss on disposal of PPE		-	-	-	-	-	-	-
<b>Total Expenditure</b>		<b>201 905</b>	<b>203 904</b>	<b>203 904</b>	<b>203 904</b>	<b>222 412</b>	<b>235 487</b>	<b>249 649</b>
<b>Surplus/(Deficit)</b>								
Transfers and subsidies - capital (monetary allocations) (National / Provincial and District)		127	(3 751)	(3 751)	(3 751)	(3 527)	(12 646)	(14 943)
allocations) (National / Provincial Departmental Agencies, Households, Non-profit Institutions, Private Enterprises, Public Corporations, Higher Educational Institutions)	6	1 483	4 183	4 183	4 183	1 100	2 841	3 125
Transfers and subsidies - capital (in-kind - all)		-	-	-	-	-	-	-
<b>Surplus/(Deficit) after capital transfers &amp; contributions</b>		<b>1 610</b>	<b>432</b>	<b>432</b>	<b>432</b>	<b>(2 427)</b>	<b>(9 805)</b>	<b>(11 818)</b>
Taxation		-	-	-	-	-	-	-
<b>Surplus/(Deficit) after taxation</b>		<b>1 610</b>	<b>432</b>	<b>432</b>	<b>432</b>	<b>(2 427)</b>	<b>(9 805)</b>	<b>(11 818)</b>
Attributable to minorities		-	-	-	-	-	-	-
<b>Surplus/(Deficit) attributable to municipality</b>		<b>1 610</b>	<b>432</b>	<b>432</b>	<b>432</b>	<b>(2 427)</b>	<b>(9 805)</b>	<b>(11 818)</b>
Share of surplus/ (deficit) of associate	7	-	-	-	-	-	-	-
<b>Surplus/(Deficit) for the year</b>		<b>1 610</b>	<b>432</b>	<b>432</b>	<b>432</b>	<b>(2 427)</b>	<b>(9 805)</b>	<b>(11 818)</b>

OVERBERG DISTRICT MUNICIPALITY  
26 LONG STREET / PRIVATE BAG X22  
BREDASDORP 7280



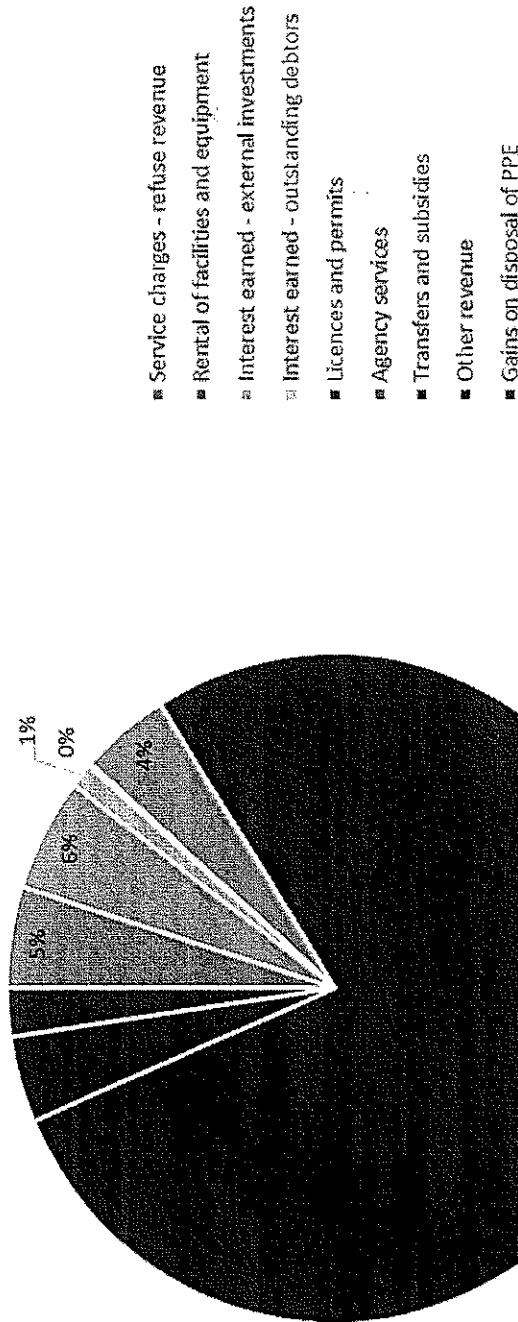
27 MAY 2019

BUDGET MTREF 2019/20 – 2021/2022

TEL: 028 425 1157 • FAX: 028 425 1014  
info@odm.org.za • www.odm.org.za

Revenue by Source: The graph below shows the funding of the 2019/20 budget per revenue source expressed as a %.

Revenue Source 2019/2020



OVERBERG DISTRICT MUNICIPALITY  
26 LONG STREET / PRIVATE BAG X22  
BREDASDORP 7280

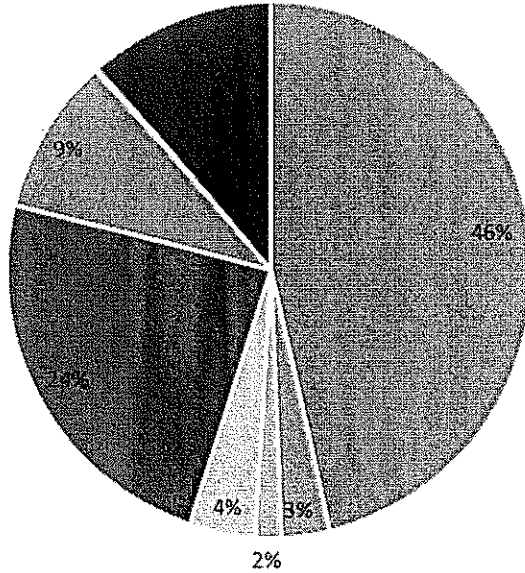


27 MAY 2019

TEL: 028 425 1157 • FAX: 028 425 1014  
info@odm.org.za • www.odm.org.za

**Expenditure by Type: The graph below shows how the 2019/2020 budget will be spent per expenditure type expressed as %**

Expenditure by Type 2019/2020



- Employee related costs
- Remuneration of councillors
- Depreciation & asset impairment
- Finance charges
- Other materials
- Contracted services
- Transfers and subsidies
- Other expenditure

OVERBERG DISTRICT MUNICIPALITY  
26 LONG STREET / PRIVATE BAG 122  
BREDASBURG 7280



27 MAY 2019

TEL: 028 425 1157 • FAX: 028 425 1014  
info@odm.org.za • www.odm.org.za

# 5. Annual Budget Tables

## A1 Budget Summary

DC3 Overberg - Table A1 Budget Summary

Description	2015/16	2016/17	2017/18	Current Year 2018/19				2019/20 Medium Term Revenue & Expenditure Framework		
	Audited Outcome	Audited Outcome	Audited Outcome	Original Budget	Adjusted Budget	Full Year Forecast	Pre-audit outcome	Budget Year 2019/20	Budget Year +1 2020/21	Budget Year +2 2021/22
<b>Financial Performance</b>										
Property rates	-	-	-	-	-	-	-	-	-	-
Service charges	2 396	801	75	9 921	3 107	3 107	3 107	10 723	11 366	12 048
Investment revenue	2 188	2 311	2 937	1 400	1 400	1 400	1 400	2 500	2 650	2 809
Transfers recognised - operational	130 327	127 561	146 537	158 024	162 114	162 114	162 114	169 423	175 997	185 058
Other own revenue	28 900	26 327	36 522	32 686	33 533	33 533	33 533	36 240	32 827	34 791
<b>Total Revenue (excluding capital transfers and contributions)</b>	<b>163 811</b>	<b>157 000</b>	<b>186 070</b>	<b>202 032</b>	<b>200 163</b>	<b>200 163</b>	<b>200 163</b>	<b>218 886</b>	<b>222 840</b>	<b>234 706</b>
Employee costs	77 648	83 193	91 113	105 553	98 078	98 078	98 078	103 201	108 446	115 000
Remuneration of councillors	5 183	5 150	6 142	6 169	6 326	6 326	6 326	6 607	7 003	7 423
Depreciation & asset impairment	2 747	3 254	3 695	3 101	3 576	3 576	3 576	3 576	3 576	3 576
Finance charges	7 083	7 778	7 999	5 625	6 673	6 673	6 673	9 165	9 903	10 710
Materials and bulk purchases	35 930	32 868	43 286	43 941	49 103	49 103	49 103	52 931	56 297	59 675
Transfers and grants	17	120	120	-	480	480	480	380	403	427
Other expenditure	30 889	29 609	36 076	37 515	39 669	39 669	39 669	46 553	49 860	52 839
<b>Total Expenditure</b>	<b>159 498</b>	<b>161 971</b>	<b>188 430</b>	<b>201 905</b>	<b>203 904</b>	<b>203 904</b>	<b>203 904</b>	<b>222 412</b>	<b>235 487</b>	<b>249 649</b>
<b>Surplus/(Deficit)</b>	<b>4 313</b>	<b>(4 971)</b>	<b>(2 360)</b>	<b>127</b>	<b>(3 751)</b>	<b>(3 751)</b>	<b>(3 751)</b>	<b>(3 527)</b>	<b>(12 646)</b>	<b>(14 943)</b>
Transfers and subsidies - capital (monetary allocation)	160	2 303	890	1 483	4 183	4 183	4 183	1 100	2 841	3 125
Contributions recognised - capital & contributed assets	-	111	-	-	-	-	-	-	-	-
<b>Surplus/(Deficit) after capital transfers &amp; contributions</b>	<b>4 474</b>	<b>(2 557)</b>	<b>(1 470)</b>	<b>1 610</b>	<b>432</b>	<b>432</b>	<b>432</b>	<b>(2 427)</b>	<b>(9 805)</b>	<b>(11 818)</b>
Share of surplus/ (deficit) of associate	-	-	-	-	-	-	-	-	-	-
<b>Surplus/(Deficit) for the year</b>	<b>4 474</b>	<b>(2 557)</b>	<b>(1 470)</b>	<b>1 610</b>	<b>432</b>	<b>432</b>	<b>432</b>	<b>(2 427)</b>	<b>(9 805)</b>	<b>(11 818)</b>
<b>Capital expenditure &amp; funds sources</b>										
<b>Capital expenditure</b>	<b>3 576</b>	<b>6 782</b>	<b>5 332</b>	<b>32 741</b>	<b>31 869</b>	<b>31 869</b>	<b>31 869</b>	<b>11 353</b>	<b>3 706</b>	<b>3 930</b>
Transfers recognised - capital	160	2 303	890	1 483	4 183	4 183	4 183	1 100	2 841	3 125
Borrowing	2 522	2 074	-	26 977	22 356	22 356	22 356	6 128	-	-
Internally generated funds	894	2 404	4 442	4 281	5 330	5 330	5 330	4 125	865	805
<b>Total sources of capital funds</b>	<b>3 576</b>	<b>6 782</b>	<b>5 332</b>	<b>32 741</b>	<b>31 869</b>	<b>31 869</b>	<b>31 869</b>	<b>11 353</b>	<b>3 706</b>	<b>3 930</b>
<b>Financial position</b>										
Total current assets	40 917	38 391	41 562	31 282	43 624	43 624	43 624	39 249	35 653	30 735
Total non current assets	80 660	82 650	82 655	116 666	110 958	110 958	110 958	118 736	118 886	119 221
Total current liabilities	23 670	23 090	31 069	24 432	28 756	28 756	28 756	29 519	30 591	31 749
Total non current liabilities	79 360	82 561	79 238	114 979	111 474	111 474	111 474	116 540	122 007	127 903
Community wealth/Equity	17 948	15 391	13 920	8 537	14 353	14 353	14 353	11 926	2 121	(9 697)
<b>Cash flows</b>										
Net cash from (used) operating	5 878	15 866	9 441	8 256	5 656	5 656	5 656	4 750	3 260	2 107
Net cash from (used) investing	2 672	(4 598)	(3 795)	(29 781)	(28 062)	(28 062)	(28 062)	(6 253)	(3 706)	(3 930)
Net cash from (used) financing	(533)	(1 169)	(1 206)	24 956	25 219	25 219	25 219	(2 872)	(2 949)	(3 296)
<b>Cash/cash equivalents at the year end</b>	<b>22 376</b>	<b>32 276</b>	<b>36 715</b>	<b>25 167</b>	<b>39 528</b>	<b>39 528</b>	<b>39 528</b>	<b>35 153</b>	<b>31 757</b>	<b>26 639</b>
<b>Cash backing/surplus reconciliation</b>										
Cash and investments available	22 376	32 276	36 715	25 167	39 528	39 528	39 528	35 153	31 757	26 639
Application of cash and investments	(15 167)	(23 769)	(8 960)	(23 427)	(11 645)	(11 645)	(17 773)	(16 978)	(16 978)	(16 978)
<b>Balance - surplus (shortfall)</b>	<b>37 543</b>	<b>56 045</b>	<b>45 675</b>	<b>48 595</b>	<b>51 173</b>	<b>51 173</b>	<b>57 301</b>	<b>52 131</b>	<b>48 735</b>	<b>43 617</b>
<b>Asset management</b>										
Asset register summary (WdV)	41 648	45 400	47 344	79 415	75 637	75 637	75 637	83 414	83 545	83 899
Depreciation	2 747	3 254	3 695	3 101	3 576	3 576	3 576	3 576	3 576	3 576
Renewal and Upgrading of Existing Assets	3 216	5 425	2 387	28 892	24 684	24 684	24 684	6 783	850	805
Repairs and Maintenance	72 893	69 088	80 138	94 238	93 709	93 709	93 709	96 626	102 447	108 594
<b>Free services</b>										
Cost of Free Basic Services provided	-	-	-	-	-	-	-	-	-	-
Revenue cost of free services provided	-	-	-	-	-	-	-	-	-	-
<b>Households below minimum service level</b>										
Water:	-	-	-	-	-	-	-	-	-	-
Sanitation/sewerage:	-	-	-	-	-	-	-	-	-	-
Energy:	-	-	-	-	-	-	-	-	-	-
Refuse:	-	-	-	-	-	-	-	-	-	-

OVERBERG DISTRICT MUNICIPALITY  
26 LONG STREET / PRIVATE BAG X22  
BREDASDORP 7280



27 MAY 2019

TEL: 028 425 1157 • FAX: 028 425 1014  
info@odm.org.za • www.odm.org.za

**A2 Budgeted Financial Performance (Revenue and Expenditure by Functional Classification)**

DC3 Overberg - Table A2 Budgeted Financial Performance (revenue and expenditure by functional classification)

Functional Classification Description	Ref	2015/16	2016/17	2017/18	Current Year 2018/19			2019/20 Medium Term Revenue & Expenditure Framework		
		Audited Outcome	Audited Outcome	Audited Outcome	Original Budget	Adjusted Budget	Full Year Forecast	Budget Year 2019/20	Budget Year +1 2020/21	Budget Year +2 2021/22
<b>Revenue - Functional</b>										
<i>Governance and administration</i>		74 784	73 239	81 736	88 022	88 832	88 832	94 141	92 125	96 154
Executive and council		10 453	8 605	10 871	11 876	12 619	12 619	14 681	10 156	10 766
Finance and administration		64 331	64 634	70 865	76 146	76 213	76 213	79 459	81 969	85 389
Internal audit		-	-	-	-	-	-	-	-	-
<i>Community and public safety</i>		13 102	15 026	18 923	21 012	24 837	24 837	23 158	24 713	26 310
Community and social services		-	-	-	-	-	-	-	-	-
Sport and recreation		12 726	13 531	15 843	15 391	16 516	16 516	17 658	17 400	18 444
Public safety		136	1 176	2 591	5 336	8 036	8 036	5 184	7 170	7 714
Housing		-	-	-	-	-	-	-	-	-
Health		240	320	490	285	285	285	315	143	152
<i>Economic and environmental services</i>		74 052	70 410	86 233	84 560	87 560	87 560	91 964	97 476	103 319
Planning and development		-	-	-	-	-	-	-	-	-
Road transport		74 040	70 391	86 205	84 460	87 460	87 460	91 821	97 331	103 171
Environmental protection		11	19	28	100	100	100	143	146	148
<i>Trading services</i>		2 033	740	68	9 921	3 107	3 107	10 723	11 366	12 048
Energy sources		-	-	-	-	-	-	-	-	-
Water management		-	-	-	-	-	-	-	-	-
Waste water management		-	-	-	-	-	-	-	-	-
Waste management		2 033	740	68	9 921	3 107	3 107	10 723	11 366	12 048
<i>Other</i>	4	-	-	-	-	-	-	-	-	-
<b>Total Revenue - Functional</b>	2	163 971	159 414	186 960	203 515	204 336	204 336	219 986	225 681	237 831
<b>Expenditure - Functional</b>										
<i>Governance and administration</i>		36 072	42 469	45 355	48 903	48 721	48 721	51 593	54 448	57 797
Executive and council		11 530	11 755	11 413	10 617	10 601	10 601	11 191	11 857	12 567
Finance and administration		25 665	29 596	32 806	37 027	36 868	36 868	39 035	41 145	43 698
Internal audit		876	1 118	1 137	1 259	1 252	1 252	1 366	1 446	1 532
<i>Community and public safety</i>		44 039	45 931	55 724	56 993	59 556	59 556	64 657	68 395	72 384
Community and social services		-	-	-	-	-	-	-	-	-
Sport and recreation		13 295	13 452	17 574	15 220	17 848	17 848	18 920	19 325	20 416
Public safety		19 588	20 524	25 748	27 483	27 615	27 615	30 876	32 656	34 575
Housing		-	-	-	-	-	-	-	-	-
Health		11 157	11 955	12 401	14 280	14 092	14 092	14 962	16 414	17 392
<i>Economic and environmental services</i>		72 950	70 257	84 433	88 730	90 811	90 811	95 923	101 717	107 802
Planning and development		1 406	1 475	1 086	1 655	1 284	1 284	1 312	1 388	1 471
Road transport		70 002	66 952	81 276	84 460	86 983	86 983	91 821	97 331	103 171
Environmental protection		1 541	1 830	2 072	2 616	2 544	2 544	2 790	2 998	3 160
<i>Trading services</i>		4 437	3 315	2 919	7 279	4 816	4 816	10 239	10 927	11 666
Energy sources		-	-	-	-	-	-	-	-	-
Water management		-	-	-	-	-	-	-	-	-
Waste water management		-	-	-	-	-	-	-	-	-
Waste management		4 437	3 315	2 919	7 279	4 816	4 816	10 239	10 927	11 666
<i>Other</i>	4	-	-	-	-	-	-	-	-	-
<b>Total Expenditure - Functional</b>	3	159 498	161 971	188 430	201 905	203 904	203 904	222 412	235 487	249 649
<b>Surplus/(Deficit) for the year</b>		4 474	(2 557)	(1 470)	1 610	432	432	(2 427)	(9 805)	(11 818)

OVERBERG DISTRICT MUNICIPALITY  
26 LONG STREET / PRIVATE BAG X22  
BREDASDORP 7280



27 MAY 2019

TEL: 023 425 1157 • FAX: 023 425 1014  
info@odm.org.za • www.odm.org.za

ph

**A3 Budgeted Financial Performance (Revenue and Expenditure by Municipal Vote)**

DC3 Overberg - Table A3 Budgeted Financial Performance (revenue and expenditure by municipal vote)

Vote Description	Ref	2015/16	2016/17	2017/18	Current Year 2018/19			2019/20 Medium Term Revenue & Expenditure Framework		
		Audited Outcome	Audited Outcome	Audited Outcome	Original Budget	Adjusted Budget	Full Year Forecast	Budget Year 2019/20	Budget Year +1 2020/21	Budget Year +2 2021/22
<b>Revenue by Vote</b>	1									
Vote 1 - Municipal Manager		10 453	8 605	11 402	13 074	13 617	13 617	15 220	10 727	11 370
Vote 2 - Management Services		60 369	49	-	-	-	-	-	-	-
Vote 3 - Corporate Services		-	-	28	24	24	24	24	25	26
Vote 4 - Finance		3 962	64 585	70 306	76 408	79 174	79 174	79 998	84 215	87 883
Vote 5 - Community Services		89 187	86 175	105 224	114 010	111 321	111 321	124 745	130 715	138 552
<b>Total Revenue by Vote</b>	2	<b>163 971</b>	<b>159 414</b>	<b>186 960</b>	<b>203 515</b>	<b>204 336</b>	<b>204 336</b>	<b>219 986</b>	<b>225 681</b>	<b>237 831</b>
<b>Expenditure by Vote to be appropriated</b>	1									
Vote 1 - Municipal Manager		12 406	12 873	14 971	15 405	14 988	14 988	15 563	16 484	17 471
Vote 2 - Management Services		18 404	11 632	-	-	-	-	-	-	-
Vote 3 - Corporate Services		1 270	1 751	8 931	10 551	9 866	9 866	11 620	12 323	13 054
Vote 4 - Finance		7 362	17 682	22 464	23 501	24 094	24 094	24 521	25 767	27 405
Vote 5 - Community Services		120 056	118 034	142 065	152 448	154 955	154 955	170 708	180 913	191 719
<b>Total Expenditure by Vote</b>	2	<b>159 498</b>	<b>161 971</b>	<b>186 430</b>	<b>201 905</b>	<b>203 904</b>	<b>203 904</b>	<b>222 412</b>	<b>235 487</b>	<b>249 649</b>
<b>Surplus/(Deficit) for the year</b>	2	<b>4 474</b>	<b>(2 557)</b>	<b>(1 470)</b>	<b>1 610</b>	<b>432</b>	<b>432</b>	<b>(2 427)</b>	<b>(9 805)</b>	<b>(11 818)</b>

OVERBERG DISTRICT MUNICIPALITY  
 26 LONG STREET / PRIVATE BAG X22  
 BREDASDORP 7280



27 MAY 2019

TEL: 028 425 1157 • FAX: 028 425 1014  
 info@odm.org.za • www.odm.org.za

*Handwritten initials*

**A4 Budgeted Financial Performance (Revenue and Expenditure)**

DC3 Overberg - Table A4 Budgeted Financial Performance (revenue and expenditure)

Description	Ref	2015/16	2016/17	2017/18	Current Year 2018/19				2019/20 Medium Term Revenue & Expenditure Framework		
		Audited Outcome	Audited Outcome	Audited Outcome	Original Budget	Adjusted Budget	Full Year Forecast	Pre-audit outcome	Budget Year 2019/20	Budget Year +1 2020/21	Budget Year +2 2021/22
<b>Revenue By Source</b>											
Property rates	2	-	-	-	-	-	-	-	-	-	-
Service charges - electricity revenue	2	449	254	15	-	-	-	-	-	-	-
Service charges - water revenue	2	-	-	-	-	-	-	-	-	-	-
Service charges - sanitation revenue	2	-	-	-	-	-	-	-	-	-	-
Service charges - refuse revenue	2	1 947	548	60	9 921	3 107	3 107	3 107	10 723	11 366	12 048
Rental of facilities and equipment		12 143	13 257	15 737	11 355	11 355	11 355	11 355	12 024	12 746	13 511
Interest earned - external investments		2 188	2 311	2 937	1 400	1 400	1 400	1 400	2 500	2 650	2 809
Interest earned - outstanding debtors		2	-	-	0	0	0	0	100	106	112
Dividends received		-	-	-	-	-	-	-	-	-	-
Fines, penalties and forfeits		-	-	-	-	-	-	-	-	-	-
Licences and permits		95	171	326	135	135	135	135	300	143	152
Agency services		6 592	8 115	9 398	8 813	8 813	8 813	8 813	9 581	10 158	10 768
Transfers and subsidies		130 327	127 561	146 537	158 024	162 114	162 114	162 114	169 423	175 997	185 058
Other revenue	2	6 550	4 784	9 588	9 423	9 423	9 423	9 423	9 134	9 676	10 251
Gains on disposal of PPE		3 519	-	1 483	2 950	3 806	3 806	3 806	5 100	-	-
<b>Total Revenue (excluding capital transfers and contributions)</b>		<b>163 811</b>	<b>157 000</b>	<b>186 070</b>	<b>202 032</b>	<b>200 153</b>	<b>200 153</b>	<b>200 153</b>	<b>218 886</b>	<b>222 840</b>	<b>234 706</b>
<b>Expenditure By Type</b>											
Employee related costs	2	77 648	83 183	91 113	105 553	98 078	98 078	98 078	103 201	108 445	115 000
Remuneration of councillors		5 183	5 150	6 142	6 169	6 326	6 326	6 326	6 507	7 003	7 423
Debt impairment	3	82	110	15	-	-	-	-	-	-	-
Depreciation & asset impairment	2	2 747	3 254	3 695	3 101	3 576	3 576	3 576	3 576	3 576	3 576
Finance charges		7 083	7 778	7 999	5 625	6 673	6 673	6 673	9 165	9 903	10 710
Bulk purchases	2	-	-	-	-	-	-	-	-	-	-
Other materials	8	35 930	32 868	43 286	43 941	49 103	49 103	49 103	52 931	58 297	59 675
Contracted services		12 857	12 783	14 517	19 699	17 118	17 118	17 118	20 984	22 498	23 834
Transfers and subsidies		17	120	120	-	480	480	480	380	403	427
Other expenditure	4, 5	16 805	16 547	21 528	17 816	22 551	22 551	22 551	25 560	27 363	29 004
Loss on disposal of PPE		1 145	160	17	-	-	-	-	-	-	-
<b>Total Expenditure</b>		<b>159 498</b>	<b>161 971</b>	<b>188 430</b>	<b>201 905</b>	<b>203 904</b>	<b>203 904</b>	<b>203 904</b>	<b>222 412</b>	<b>235 487</b>	<b>249 649</b>
<b>Surplus/(Deficit)</b>		<b>4 313</b>	<b>(4 971)</b>	<b>(2 360)</b>	<b>127</b>	<b>(3 751)</b>	<b>(3 751)</b>	<b>(3 751)</b>	<b>(3 527)</b>	<b>(12 646)</b>	<b>(14 943)</b>
Transfers and subsidies - capital (monetary allocations) (National / Provincial and District allocations) (National / Provincial Departmental Agencies, Households, Non-profit Institutions, Private Enterprises, Public Corporations, Higher Educational Institutions)	6	160	2 303	890	1 483	4 183	4 183	4 183	1 100	2 641	3 125
Transfers and subsidies - capital (in-kind - all)		-	111	-	-	-	-	-	-	-	-
<b>Surplus/(Deficit) after capital transfers &amp; contributions</b>		<b>4 474</b>	<b>(2 557)</b>	<b>(1 470)</b>	<b>1 610</b>	<b>432</b>	<b>432</b>	<b>432</b>	<b>(2 427)</b>	<b>(9 805)</b>	<b>(11 818)</b>
Taxation		-	-	-	-	-	-	-	-	-	-
<b>Surplus/(Deficit) after taxation</b>		<b>4 474</b>	<b>(2 557)</b>	<b>(1 470)</b>	<b>1 610</b>	<b>432</b>	<b>432</b>	<b>432</b>	<b>(2 427)</b>	<b>(9 805)</b>	<b>(11 818)</b>
Attributable to minorities		-	-	-	-	-	-	-	-	-	-
<b>Surplus/(Deficit) attributable to municipality</b>		<b>4 474</b>	<b>(2 557)</b>	<b>(1 470)</b>	<b>1 610</b>	<b>432</b>	<b>432</b>	<b>432</b>	<b>(2 427)</b>	<b>(9 805)</b>	<b>(11 818)</b>
Share of surplus/ (deficit) of associates	7	-	-	-	-	-	-	-	-	-	-
<b>Surplus/(Deficit) for the year</b>		<b>4 474</b>	<b>(2 557)</b>	<b>(1 470)</b>	<b>1 610</b>	<b>432</b>	<b>432</b>	<b>432</b>	<b>(2 427)</b>	<b>(9 805)</b>	<b>(11 818)</b>

OVERBERG DISTRICT MUNICIPALITY  
26 LONG STREET / PRIVATE BAG X22  
BREDASDORP 7280



27 MAY 2019

TEL: 028 425 1157 • FAX: 028 425 1014  
info@odm.org.za • www.odm.org.za

Handwritten initials

**A5 Budgeted Capital Expenditure by Vote, Functional Classification and Funding**

Vote Description	Ref	Current Year 2018/19				2019/20 Medium Term Revenue & Expenditure Framework		
		Original Budget	Adjusted Budget	Full Year Forecast	Pre-audit outcome	Budget Year 2019/20	Budget Year +1 2020/21	Budget Year +2 2021/22
<b>R thousand</b>	1							
<b>Capital expenditure - Vote</b>								
<b>Multi-year expenditure to be appropriated</b>	2							
Vote 1 - Municipal Manager		-	-	-	-	-	-	-
Vote 2 - Management Services		-	-	-	-	-	-	-
Vote 3 - Corporate Services		-	-	-	-	-	-	-
Vote 4 - Finance		-	-	-	-	-	-	-
Vote 5 - Community Services		26 977	22 356	22 356	22 356	6 128	-	-
<b>Capital multi-year expenditure sub-total</b>	7	26 977	22 356	22 356	22 356	6 128	-	-
<b>Single-year expenditure to be appropriated</b>	2							
Vote 1 - Municipal Manager		72	12	12	12	-	-	-
Vote 2 - Management Services		-	-	-	-	-	-	-
Vote 3 - Corporate Services		279	630	630	630	300	300	300
Vote 4 - Finance		310	74	74	74	65	35	35
Vote 5 - Community Services		5 103	8 797	8 797	8 797	4 860	3 371	3 595
<b>Capital single-year expenditure sub-total</b>		5 764	9 513	9 513	9 513	5 225	3 706	3 930
<b>Total Capital Expenditure - Vote</b>		32 741	31 869	31 869	31 869	11 353	3 706	3 930
<b>Capital Expenditure - Functional</b>								
<b>Governance and administration</b>		643	716	716	716	365	335	335
Executive and council		18	-	-	-	-	-	-
Finance and administration		607	716	716	716	365	335	335
Internal audit		18	0	0	0	-	-	-
<b>Community and public safety</b>		5 059	8 787	8 787	8 787	4 860	3 371	3 595
Community and social services		-	-	-	-	-	-	-
Sport and recreation		1 175	1 575	1 575	1 575	360	530	470
Public safety		3 683	6 583	6 583	6 583	4 500	2 841	3 125
Housing		-	-	-	-	-	-	-
Health		201	629	629	629	-	-	-
<b>Economic and environmental services</b>		62	10	10	10	-	-	-
Planning and development		18	-	-	-	-	-	-
Road transport		-	-	-	-	-	-	-
Environmental protection		44	10	10	10	-	-	-
<b>Trading services</b>		26 977	22 356	22 356	22 356	6 128	-	-
Energy sources		-	-	-	-	-	-	-
Water management		-	-	-	-	-	-	-
Waste water management		-	-	-	-	-	-	-
Waste management		26 977	22 356	22 356	22 356	6 128	-	-
<b>Other</b>		-	-	-	-	-	-	-
<b>Total Capital Expenditure - Functional</b>	3	32 741	31 869	31 869	31 869	11 353	3 706	3 930
<b>Funded by:</b>								
National Government		-	-	-	-	-	-	-
Provincial Government		1 483	4 183	4 183	4 183	1 100	2 841	3 125
District Municipality		-	-	-	-	-	-	-
Other transfers and grants		-	-	-	-	-	-	-
<b>Transfers recognised - capital</b>	4	1 483	4 183	4 183	4 183	1 100	2 841	3 125
<b>Borrowing</b>	6	26 977	22 356	22 356	22 356	6 128	-	-
<b>Internally generated funds</b>		4 281	5 330	5 330	5 330	4 125	865	805
<b>Total Capital Funding</b>	7	32 741	31 869	31 869	31 869	11 353	3 706	3 930

OVERBERG DISTRICT MUNICIPALITY  
 26 LONG STREET / PRIVATE BAG X22  
 BREDASDORP 7280



27 MAY 2019

TEL: 028 425 1157 • FAX: 028 425 1014  
 info@odm.org.za • www.odm.org.za

AK



OVERBERG DISTRICT MUNICIPALITY

A6 Budgeted Financial Position

DC3 Overberg - Table A6 Budgeted Financial Position

Description	Ref	2015/16	2016/17	2017/18	Current Year 2018/19				2019/20 Medium Term Revenue & Expenditure Framework		
		Audited Outcome	Audited Outcome	Audited Outcome	Original Budget	Adjusted Budget	Full Year Forecast	Pre-audit outcome	Budget Year 2019/20	Budget Year +1 2020/21	Budget Year +2 2021/22
<b>ASSETS</b>											
<b>Current assets</b>											
Cash		22 376	32 276	36 715	25 167	39 528	39 528	39 528	35 153	31 757	26 639
Call investment deposits	1	-	-	-	-	-	-	-	-	-	-
Consumer debtors	1	1 440	1 111	2 032	1 111	1 282	1 282	1 282	1 282	1 282	1 282
Other debtors		16 351	4 015	1 789	4 015	1 789	1 789	1 789	1 789	1 789	1 789
Current portion of long-term receivables		-	-	-	-	-	-	-	-	-	-
Inventory	2	750	989	1 026	989	1 026	1 026	1 026	1 026	1 026	1 026
<b>Total current assets</b>		<b>40 917</b>	<b>38 391</b>	<b>41 562</b>	<b>31 282</b>	<b>43 624</b>	<b>43 624</b>	<b>43 624</b>	<b>39 249</b>	<b>35 853</b>	<b>30 735</b>
<b>Non current assets</b>											
Long-term receivables		28 433	28 433	28 433	28 433	28 433	28 433	28 433	28 433	28 433	28 433
Investments		-	-	-	-	-	-	-	-	-	-
Investment property		1 253	1 253	1 199	-	1 199	1 199	1 199	1 199	1 199	1 199
Investment in Associate		-	-	-	-	-	-	-	-	-	-
Property, plant and equipment	3	40 044	43 686	45 756	78 541	74 131	74 131	74 131	61 990	62 202	62 638
Biological		-	-	-	-	-	-	-	-	-	-
Intangible		352	450	388	874	307	307	307	226	144	63
Other non-current assets		9 990	8 818	8 889	8 818	6 889	6 889	6 889	6 889	6 889	6 889
<b>Total non current assets</b>		<b>80 060</b>	<b>82 650</b>	<b>82 665</b>	<b>116 666</b>	<b>110 956</b>	<b>110 956</b>	<b>110 956</b>	<b>118 736</b>	<b>118 666</b>	<b>119 221</b>
<b>TOTAL ASSETS</b>		<b>120 977</b>	<b>121 041</b>	<b>124 227</b>	<b>147 948</b>	<b>154 582</b>	<b>154 582</b>	<b>154 582</b>	<b>157 985</b>	<b>154 719</b>	<b>149 956</b>
<b>LIABILITIES</b>											
<b>Current liabilities</b>											
Bank overdraft	1	-	-	-	-	-	-	-	-	-	-
Borrowing	4	528	1 206	2 556	3 248	2 872	2 872	2 872	2 949	3 298	3 684
Consumer deposits		12	12	12	12	12	12	12	12	12	12
Trade and other payables	4	14 087	12 045	17 725	10 131	14 450	14 450	14 450	14 450	14 450	14 450
Provisions		8 043	9 827	10 776	11 042	11 422	11 422	11 422	12 108	12 834	13 604
<b>Total current liabilities</b>		<b>23 670</b>	<b>23 090</b>	<b>31 069</b>	<b>24 432</b>	<b>28 756</b>	<b>28 756</b>	<b>28 756</b>	<b>29 519</b>	<b>30 591</b>	<b>31 746</b>
<b>Non current liabilities</b>											
Borrowing		2 588	2 815	258	25 135	25 161	25 161	25 161	22 211	18 816	15 232
Provisions		76 772	79 746	78 980	89 843	86 313	86 313	86 313	94 329	103 082	112 671
<b>Total non current liabilities</b>		<b>79 360</b>	<b>82 561</b>	<b>79 238</b>	<b>114 978</b>	<b>111 474</b>	<b>111 474</b>	<b>111 474</b>	<b>116 540</b>	<b>122 007</b>	<b>127 903</b>
<b>TOTAL LIABILITIES</b>		<b>103 030</b>	<b>105 650</b>	<b>110 307</b>	<b>139 410</b>	<b>140 230</b>	<b>140 230</b>	<b>140 230</b>	<b>146 059</b>	<b>152 598</b>	<b>159 649</b>
<b>NET ASSETS</b>	5	<b>17 948</b>	<b>15 391</b>	<b>13 920</b>	<b>8 537</b>	<b>14 353</b>	<b>14 353</b>	<b>14 353</b>	<b>11 926</b>	<b>2 121</b>	<b>(9 697)</b>
<b>COMMUNITY WEALTH/EQUITY</b>											
Accumulated Surplus/(Deficit)	4	17 948	15 391	13 920	8 537	14 353	14 353	14 353	11 926	2 121	(9 697)
Reserves	4	-	-	-	-	-	-	-	-	-	-
<b>TOTAL COMMUNITY WEALTH/EQUITY</b>	5	<b>17 948</b>	<b>15 391</b>	<b>13 920</b>	<b>8 537</b>	<b>14 353</b>	<b>14 353</b>	<b>14 353</b>	<b>11 926</b>	<b>2 121</b>	<b>(9 697)</b>

OVERBERG DISTRICT MUNICIPALITY  
26 LONG STREET / PRIVATE BAG X22  
BREDASDORP 7280



27 MAY 2019

TEL: 028 425 1157 • FAX: 028 425 1014  
info@odm.org.za • www.odm.org.za

AK

OVERBERG DISTRICT MUNICIPALITY

A7 Budgeted Cash Flows

DC3 Overberg - Table A7 Budgeted Cash Flows

Description	Ref	2015/16	2016/17	2017/18	Current Year 2018/19				2019/20 Medium Term Revenue & Expenditure Framework		
		Audited Outcome	Audited Outcome	Audited Outcome	Original Budget	Adjusted Budget	Full Year Forecast	Pre-audit outcome	Budget Year 2019/20	Budget Year +1 2020/21	Budget Year +2 2021/22
<b>CASH FLOW FROM OPERATING ACTIVITIES</b>											
<b>Receipts</b>											
Property rates		-	-	-	-	-	-	-	-	-	-
Service charges		2 436	802	73	9 821	3 107	3 107	3 107	10 723	11 386	12 048
Other revenue		15 144	28 150	28 878	28 726	30 476	30 476	30 476	31 040	32 721	34 679
Government - operating	1	138 647	124 710	150 472	158 024	160 002	160 002	160 002	169 423	175 997	185 058
Government - capital	1	160	2 303	890	1 483	4 183	4 183	4 183	1 100	2 841	3 125
Interest		2 189	2 311	2 937	1 400	1 400	1 400	1 400	2 600	2 756	2 921
Dividends		-	-	-	-	-	-	-	-	-	-
<b>Payments</b>											
Suppliers and employees		(152 518)	(141 995)	(173 383)	(191 989)	(191 918)	(191 918)	(191 918)	(206 679)	(218 764)	(231 846)
Finance charges		(163)	(495)	(406)	(329)	(1 115)	(1 115)	(1 115)	(3 076)	(3 255)	(3 450)
Transfers and Grants	1	(17)	(120)	(120)	-	(480)	(480)	(480)	(380)	(403)	(427)
<b>NET CASH FROM/(USED) OPERATING ACTIVITIES</b>		<b>5 878</b>	<b>15 666</b>	<b>9 441</b>	<b>6 256</b>	<b>5 656</b>	<b>5 656</b>	<b>5 656</b>	<b>4 750</b>	<b>3 280</b>	<b>2 107</b>
<b>CASH FLOWS FROM INVESTING ACTIVITIES</b>											
<b>Receipts</b>											
Proceeds on disposal of PPE		3 726	-	1 537	2 960	3 806	3 806	3 806	5 100	-	-
Decrease (increase) in non-current debtors		-	-	-	-	-	-	-	-	-	-
Decrease (increase) other non-current receivables		-	-	-	-	-	-	-	-	-	-
Decrease (increase) in non-current investments		-	-	-	-	-	-	-	-	-	-
<b>Payments</b>											
Capital assets		(1 054)	(4 596)	(5 332)	(32 741)	(31 889)	(31 889)	(31 889)	(11 353)	(3 706)	(3 930)
<b>NET CASH FROM/(USED) INVESTING ACTIVITIES</b>		<b>2 672</b>	<b>(4 596)</b>	<b>(3 795)</b>	<b>(29 781)</b>	<b>(28 083)</b>	<b>(28 083)</b>	<b>(28 083)</b>	<b>(6 253)</b>	<b>(3 706)</b>	<b>(3 930)</b>
<b>CASH FLOWS FROM FINANCING ACTIVITIES</b>											
<b>Receipts</b>											
Short term loans		-	-	-	-	-	-	-	-	-	-
Borrowing long term/refinancing		-	-	-	26 877	28 393	28 393	28 393	-	-	-
Increase (decrease) in consumer deposits		-	-	-	-	-	-	-	-	-	-
<b>Payments</b>											
Repayment of borrowing		(533)	(1 169)	(1 206)	(2 021)	(3 174)	(3 174)	(3 174)	(2 872)	(2 949)	(3 296)
<b>NET CASH FROM/(USED) FINANCING ACTIVITIES</b>		<b>(533)</b>	<b>(1 169)</b>	<b>(1 206)</b>	<b>24 956</b>	<b>25 219</b>	<b>25 219</b>	<b>25 219</b>	<b>(2 872)</b>	<b>(2 949)</b>	<b>(3 296)</b>
<b>NET INCREASE/ (DECREASE) IN CASH HELD</b>		<b>8 017</b>	<b>9 900</b>	<b>4 439</b>	<b>3 432</b>	<b>2 812</b>	<b>2 812</b>	<b>2 812</b>	<b>(4 375)</b>	<b>(3 396)</b>	<b>(5 118)</b>
Cash/cash equivalents at the year begin:	2	14 359	22 376	32 276	21 735	36 715	36 715	36 715	39 528	35 153	31 757
Cash/cash equivalents at the year end:	2	22 376	32 276	36 715	25 167	39 528	39 528	39 528	35 153	31 757	26 639

OVERBERG DISTRICT MUNICIPALITY  
26 LONG STREET / PRIVATE BAG X22  
BREDASDORP 7280



27 MAY 2019

TEL: 028 425 1157 • FAX: 028 425 1014  
Info@odm.org.za • www.odm.org.za

BA

**A8 Cash Backed Reserves/Accumulated Surplus Reconciliation**

DC3 Overberg - Table A8 Cash backed reserves/accumulated surplus reconciliation

Description	Ref	2015/16	2016/17	2017/18	Current Year 2018/19				2019/20 Medium Term Revenue & Expenditure Framework		
		Audited Outcome	Audited Outcome	Audited Outcome	Original Budget	Adjusted Budget	Full Year Forecast	Pre-audit outcome	Budget Year 2019/20	Budget Year +1 2020/21	Budget Year +2 2021/22
<b>Cash and Investments available</b>											
Cash/cash equivalents at the year end	1	22 376	32 276	36 715	25 167	39 528	39 528	39 528	35 153	31 757	26 639
Other current investments > 90 days		0	0	0	-	0	0	0	-	-	-
Non current assets - investments	1	-	-	-	-	-	-	-	-	-	-
<b>Cash and Investments available:</b>		<b>22 376</b>	<b>32 276</b>	<b>36 715</b>	<b>25 167</b>	<b>39 528</b>	<b>39 528</b>	<b>39 528</b>	<b>35 153</b>	<b>31 757</b>	<b>26 639</b>
<b>Application of cash and investments</b>											
Unspent conditional transfers		11 821	8 970	12 905	7 301	10 794	10 794	10 794	10 794	10 794	10 794
Unspent borrowing		-	-	-	-	6 128	6 128	6 128	-	-	-
Statutory requirements	2	-	-	-	-	-	-	-	-	-	-
Other working capital requirements	3	(28 988)	(32 739)	(21 865)	(30 729)	(28 567)	(28 567)	(28 567)	(27 772)	(27 772)	(27 772)
Other provisions		-	-	-	-	-	-	-	-	-	-
Long term investments committed	4	-	-	-	-	-	-	-	-	-	-
Reserves to be backed by cash/investments	5	-	-	-	-	-	-	-	-	-	-
<b>Total Application of cash and investments:</b>		<b>(15 167)</b>	<b>(23 769)</b>	<b>(8 960)</b>	<b>(23 427)</b>	<b>(11 645)</b>	<b>(11 645)</b>	<b>(17 773)</b>	<b>(16 978)</b>	<b>(16 978)</b>	<b>(16 978)</b>
<b>Surplus(shortfall)</b>		<b>37 543</b>	<b>8 045</b>	<b>45 675</b>	<b>48 595</b>	<b>51 173</b>	<b>51 173</b>	<b>57 301</b>	<b>52 131</b>	<b>48 735</b>	<b>43 817</b>

OVERBERG DISTRICT MUNICIPALITY  
26 LONG STREET / PRIVATE BAG X22  
BREDASDORP 7280



27 MAY 2019

TEL: 028 425 1157 • FAX: 028 425 1014  
info@odm.org.za • www.odm.org.za

1

# OVERBERG DISTRICT MUNICIPALITY

## A9 Asset Management

DC3 Overberg - Table A9 Asset Management

Description	Ref	2015/16	2016/17	2017/18	Current Year 2018/19			2019/20 Medium Term Revenue & Expenditure Framework		
		Audited Outcome	Audited Outcome	Audited Outcome	Original Budget	Adjusted Budget	Full Year Forecast	Budget Year 2019/20	Budget Year 41 2020/21	Budget Year 42 2021/22
<b>CAPITAL EXPENDITURE</b>										
<b>Total New Assets</b>	1	360	1 357	2 945	2 849	7 185	7 185	4 570	2 856	3 125
Infrastructure		-	-	-	-	-	-	-	-	-
Community Facilities		83	-	125	-	2 900	2 900	2 900	-	-
Community Assets		83	-	125	-	2 900	2 900	2 900	-	-
Investment properties		-	-	-	-	-	-	-	-	-
Operational Buildings		-	-	-	88	88	88	-	-	-
Housing		7	-	13	50	50	50	-	-	-
Other Assets		7	-	13	138	138	138	-	-	-
Biological or Cultivated Assets		-	-	-	-	-	-	-	-	-
Licences and Rights		89	174	-	-	-	-	-	-	-
Intangible Assets		89	174	-	-	-	-	-	-	-
Computer Equipment		3	-	14	-	-	-	30	-	-
Furniture and Office Equipment		17	884	(1)	13	-	-	30	-	-
Machinery and Equipment		140	111	2 794	2 698	3 698	3 698	1 640	2 856	3 125
Transport Assets		-	267	-	-	449	449	-	-	-
<b>Total Renewal of Existing Assets</b>	2	3 216	5 425	2 335	1 865	1 888	1 888	235	35	35
Roads Infrastructure		-	-	-	-	-	-	-	-	-
Water Supply Infrastructure		-	-	-	400	800	800	200	-	-
Sanitation Infrastructure		88	-	-	100	100	100	-	-	-
Infrastructure		88	-	-	590	900	900	200	-	-
Investment properties		-	-	-	-	-	-	-	-	-
Operational Buildings		20	-	-	240	240	240	-	-	-
Housing		-	-	159	520	520	520	-	-	-
Other Assets		20	-	169	760	760	760	-	-	-
Biological or Cultivated Assets		-	-	-	-	-	-	-	-	-
Licences and Rights		-	-	6	-	-	-	-	-	-
Intangible Assets		-	-	6	-	-	-	-	-	-
Computer Equipment		359	-	133	390	-	-	-	-	-
Furniture and Office Equipment		225	2 602	123	215	228	228	35	35	35
Machinery and Equipment		4	-	-	-	-	-	-	-	-
Transport Assets		2 522	2 823	740	-	-	-	-	-	-
Land		-	-	1 154	-	-	-	-	-	-
Zoo's, Marine and Non-biological Animals		-	-	-	-	-	-	-	-	-
<b>Total Upgrading of Existing Assets</b>	6	-	-	51	27 827	22 796	22 796	6 548	816	770
Solid Waste Infrastructure		-	-	-	26 877	22 356	22 356	6 128	-	-
Infrastructure		-	-	-	26 877	22 356	22 356	6 128	-	-
Investment properties		-	-	-	-	-	-	-	-	-
Operational Buildings		-	-	-	-	-	-	-	-	-
Housing		-	-	-	-	-	-	120	515	470
Other Assets		-	-	-	-	-	-	126	516	470
Intangible Assets		-	-	-	-	-	-	-	-	-
Computer Equipment		-	-	48	60	440	440	300	300	300
Furniture and Office Equipment		-	-	2	-	-	-	-	-	-
<b>Total Capital Expenditure</b>	4	3 576	6 782	5 332	32 741	31 669	31 669	11 353	3 706	3 930
Water Supply Infrastructure		-	-	-	400	800	800	200	-	-
Sanitation Infrastructure		88	-	-	100	100	100	-	-	-
Solid Waste Infrastructure		-	-	-	26 877	22 356	22 356	6 128	-	-
Infrastructure		88	-	-	27 477	23 256	23 256	6 328	-	-
Community Facilities		83	-	125	-	2 900	2 900	2 900	-	-
Sport and Recreation Facilities		-	-	-	-	-	-	-	-	-
Community Assets		83	-	125	-	2 900	2 900	2 900	-	-
Investment properties		-	-	-	-	-	-	-	-	-
Operational Buildings		20	-	-	328	328	328	-	-	-
Housing		7	-	182	570	570	570	120	515	470
Other Assets		27	-	182	898	898	898	120	515	470
Biological or Cultivated Assets		-	-	-	-	-	-	-	-	-
Services		-	-	-	-	-	-	-	-	-
Licences and Rights		89	174	6	-	-	-	-	-	-
Intangible Assets		89	174	6	-	-	-	-	-	-
Computer Equipment		362	-	186	440	440	440	300	300	300
Furniture and Office Equipment		241	3 406	124	228	228	228	65	35	35
Machinery and Equipment		144	111	2 794	3 698	3 698	3 698	1 640	2 856	3 125
Transport Assets		2 522	3 091	740	-	449	449	-	-	-
Land		-	-	1 164	-	-	-	-	-	-
<b>TOTAL CAPITAL EXPENDITURE - Asset class</b>		3 576	6 782	5 332	32 741	31 669	31 669	11 353	3 706	3 930
<b>ASSET REGISTER SUMMARY - PPE (NDV)</b>	5	41 648	45 400	47 344	79 415	75 637	75 637	83 414	83 545	83 899
Roads Infrastructure		402	2 344	2 120	2 659	1 965	1 965	1 611	1 656	1 502
Storm water Infrastructure		-	-	-	-	-	-	-	-	-
Electrical Infrastructure		332	382	325	316	293	293	260	227	195
Water Supply Infrastructure		1 040	1 019	973	1 345	1 736	1 736	1 899	1 862	1 825
Sanitation Infrastructure		5 726	2 896	2 456	2 486	2 255	2 255	1 955	1 655	1 355
Solid Waste Infrastructure		4 639	4 871	5 013	31 848	27 369	27 369	33 498	33 498	33 498
Infrastructure		12 139	11 602	10 887	39 054	39 679	39 679	39 423	38 894	38 374
Community Assets		1 210	30	29	3 091	2 915	2 915	5 806	5 785	5 772
Heritage Assets		-	-	-	-	-	-	-	-	-
Investment properties		1 283	1 253	1 199	-	1 199	1 199	1 199	1 189	1 199
Other Assets		13 079	14 524	15 723	15 542	16 410	16 410	16 320	16 624	15 894
Biological or Cultivated Assets		-	-	-	-	-	-	-	-	-
Services		352	450	388	874	307	307	225	144	83
Intangible Assets		1 122	1 589	1 367	1 697	1 635	1 635	1 563	1 591	1 619
Computer Equipment		2 254	5 192	4 385	4 260	3 839	3 839	3 329	2 890	2 850
Furniture and Office Equipment		4 777	6 296	8 315	11 343	10 762	10 762	11 032	12 577	14 392
Machinery and Equipment		4 963	4 464	5 051	4 644	5 011	5 011	4 623	4 035	3 947
Transport Assets		-	-	-	-	-	-	-	-	-
<b>TOTAL ASSET REGISTER SUMMARY - PPE (NDV)</b>		41 648	45 400	47 344	79 415	75 637	75 637	83 414	83 545	83 899
<b>EXPENDITURE OTHER ITEMS</b>										
Depreciation	7	75 640	72 342	83 633	87 339	87 285	87 285	100 202	106 022	112 169
Repairs and Maintenance by Asset Class	3	2 747	3 254	3 695	3 101	3 575	3 576	3 576	3 576	3 576
Roads Infrastructure		72 893	69 088	80 139	94 238	93 709	93 709	96 626	102 447	108 594
Water Supply Infrastructure		64 609	60 163	71 133	80 957	83 642	83 642	81 686	86 588	91 783
Sanitation Infrastructure		1 947	648	569	4 301	1 308	1 308	4 028	4 270	4 526
Solid Waste Infrastructure		66 258	80 711	77 791	85 357	84 951	84 951	85 714	80 857	86 309
Infrastructure		-	-	-	-	-	-	-	-	-
Community Facilities		-	-	-	-	-	-	-	-	-
Sport and Recreation Facilities		-	-	-	-	-	-	-	-	-
Investment properties		-	-	-	-	-	-	-	-	-
Operational Buildings		1 427	576	426	258	248	248	-	-	-
Housing		-	-	-	540	448	448	1 328	1 408	1 492
Other Assets		1 427	676	426	793	696	696	1 328	1 408	1 492
Biological or Cultivated Assets		-	-	-	-	-	-	-	-	-
Services		-	-	-	-	-	-	-	-	-
Licences and Rights		-	-	-	-	-	-	-	-	-
Intangible Assets		-	-	-	-	-	-	-	-	-
Computer Equipment		-	-	-	162	188	188	-	-	-
Furniture and Office Equipment		-	-	-	-	-	-	-	-	-
Machinery and Equipment		799	1 475	2 792	2 981	2 670	2 670	3 160	3 371	3 574
Transport Assets		4 112	6 226	6 217	4 959	5 207	5 207	6 423	6 811	7 219
<b>TOTAL EXPENDITURE OTHER ITEMS</b>		75 640	72 342	83 633	87 339	87 285	87 285	100 202	106 022	112 169
<b>Renewal and upgrading of Existing Assets as % of total capex</b>		85.0%	80.0%	44.8%	88.2%	77.5%	77.5%	69.7%	22.6%	20.6%
<b>Renewal and upgrading of Existing Assets as % of deprec</b>		117.1%	105.7%	64.6%	931.6%	690.4%	690.4%	186.7%	23.8%	22.5%
<b>R&amp;M as a % of PPE</b>		182.0%	158.1%	175.1%	120.0%	125.4%	125.4%	117.5%	124.6%	121.4%
<b>Renewal and upgrading and R&amp;M as a % of PPE</b>		183.0%	164.0%	174.0%	155.0%	157.0%	157.0%	124.0%	124.0%	130.0%

26 LONG STREET / PRIVATE BAG X22  
BREDASDORP 7280  
27 MAY 2019

TEL: 028 425 1157 • FAX: 028 425 1014  
Info@odm.org.za • www.odm.org.za

A10 Basic Service Delivery Measurement - not applicable to ODM

Description	Ref	2015/16	2016/17	2017/18	Current Year 2018/19			2019/20 Medium Term Revenue & Expenditure Framework		
		Outcome	Outcome	Outcome	Original Budget	Adjusted Budget	Full Year Forecast	Budget Year 2019/20	Budget Year +1 2020/21	Budget Year +2 2021/22
<b>Household service targets</b>	1									
<b>Water:</b>										
Piped water inside dwelling		--	--	--	--	--	--	--	--	--
Piped water inside yard (but not in dwelling)		--	--	--	--	--	--	--	--	--
Using public tap (at least min.service level)	2	--	--	--	--	--	--	--	--	--
Other water supply (at least min.service level)	4	--	--	--	--	--	--	--	--	--
<i>Minimum Service Level and Above sub-total</i>										
Using public tap (< min.service level)	3	--	--	--	--	--	--	--	--	--
Other water supply (< min.service level)	4	--	--	--	--	--	--	--	--	--
No water supply		--	--	--	--	--	--	--	--	--
<i>Below Minimum Service Level sub-total</i>										
<b>Total number of households</b>	5	--	--	--	--	--	--	--	--	--
<b>Sanitation/sewerage:</b>										
Flush toilet (connected to sewerage)		--	--	--	--	--	--	--	--	--
Flush toilet (with septic tank)		--	--	--	--	--	--	--	--	--
Chemical toilet		--	--	--	--	--	--	--	--	--
Pit toilet (ventilated)		--	--	--	--	--	--	--	--	--
Other toilet provisions (> min.service level)		--	--	--	--	--	--	--	--	--
<i>Minimum Service Level and Above sub-total</i>										
Bucket toilet		--	--	--	--	--	--	--	--	--
Other toilet provisions (< min.service level)		--	--	--	--	--	--	--	--	--
No toilet provisions		--	--	--	--	--	--	--	--	--
<i>Below Minimum Service Level sub-total</i>										
<b>Total number of households</b>	5	--	--	--	--	--	--	--	--	--
<b>Energy:</b>										
Electricity (at least min.service level)		--	--	--	--	--	--	--	--	--
Electricity - prepaid (min.service level)		--	--	--	--	--	--	--	--	--
<i>Minimum Service Level and Above sub-total</i>										
Electricity (< min.service level)		--	--	--	--	--	--	--	--	--
Electricity - prepaid (< min. service level)		--	--	--	--	--	--	--	--	--
Other energy sources		--	--	--	--	--	--	--	--	--
<i>Below Minimum Service Level sub-total</i>										
<b>Total number of households</b>	5	--	--	--	--	--	--	--	--	--
<b>Refuse:</b>										
Removed at least once a week		--	--	--	--	--	--	--	--	--
<i>Minimum Service Level and Above sub-total</i>										
Removed less frequently than once a week		--	--	--	--	--	--	--	--	--
Using communal refuse dump		--	--	--	--	--	--	--	--	--
Using own refuse dump		--	--	--	--	--	--	--	--	--
Other rubbish disposal		--	--	--	--	--	--	--	--	--
No rubbish disposal		--	--	--	--	--	--	--	--	--
<i>Below Minimum Service Level sub-total</i>										
<b>Total number of households</b>	5	--	--	--	--	--	--	--	--	--
<b>Households receiving Free Basic Service</b>	7									
Water (6 kilolitres per household per month)		--	--	--	--	--	--	--	--	--
Sanitation (free minimum level service)		--	--	--	--	--	--	--	--	--
Electricity/other energy (50kwh per household per month)		--	--	--	--	--	--	--	--	--
Refuse (removed at least once a week)		--	--	--	--	--	--	--	--	--
<b>Cost of Free Basic Services provided - Formal Settlements (R'000)</b>	8									
Water (6 kilolitres per indigent household per month)		--	--	--	--	--	--	--	--	--
Sanitation (free sanitation service to indigent households)		--	--	--	--	--	--	--	--	--
Electricity/other energy (50kwh per indigent household per month)		--	--	--	--	--	--	--	--	--
Refuse (removed once a week for indigent households)		--	--	--	--	--	--	--	--	--
<b>Cost of Free Basic Services provided - Informal Formal Settlements (R'000)</b>										
<b>Total cost of FBS provided</b>										
<b>Highest level of free service provided per household</b>										
Property rates (R value threshold)		--	--	--	--	--	--	--	--	--
Water (kilolitres per household per month)		--	--	--	--	--	--	--	--	--
Sanitation (kilolitres per household per month)		--	--	--	--	--	--	--	--	--
Sanitation (Rand per household per month)		--	--	--	--	--	--	--	--	--
Electricity (kwh per household per month)		--	--	--	--	--	--	--	--	--
Refuse (average litres per week)		--	--	--	--	--	--	--	--	--
<b>Revenue cost of subsidised services provided (R'000)</b>	9									
Property rates (tariff adjustment) (Impermissible values per section 17 of MPRA)		--	--	--	--	--	--	--	--	--
Property rates exemptions, reductions and rebates and impermissible values in excess of section 17 of MPRA)		--	--	--	--	--	--	--	--	--
Water (in excess of 6 kilolitres per indigent household per month)		--	--	--	--	--	--	--	--	--
Sanitation (in excess of free sanitation service to indigent households)		--	--	--	--	--	--	--	--	--
Electricity/other energy (in excess of 50 kwh per indigent household per month)		--	--	--	--	--	--	--	--	--
Refuse (in excess of one removal a week for indigent households)		--	--	--	--	--	--	--	--	--
Municipal Housing - rental rebates		--	--	--	--	--	--	--	--	--
Housing - top structure subsidies		--	--	--	--	--	--	--	--	--
Other		--	--	--	--	--	--	--	--	--
<b>Total revenue cost of subsidised services provided</b>	6									

OVERBERG DISTRICT MUNICIPALITY  
 26 LONG STREET / PRIVATE BAG X22  
 BREDASDORP 7280



27 MAY 2019

Handwritten mark



27 MAY 2019

TEL: 028 425 1157 • FAX: 028 425 1014  
info@odm.org.za • www.odm.org.za

## SECTION A – Part 2

### 1. Budget Process Overview

#### 1.1 Political oversight of the budget process

Section 53 (1) of the MFMA stipulates that the mayor of a municipality must provide general political guidance over the budget process and the priorities that guides the preparation of the budget.

Section 21(1) of the MFMA states that the Mayor of a municipality must co-ordinate the processes for preparing the annual budget and for reviewing the municipality's integrated development plan and budget related policies to ensure that the tabled budget and any revisions of the integrated development plan and budget-related policies are mutually consistent and credible.

Furthermore, this section also states that the Mayor must at least 10 months before the start of the budget year, table in municipal council, a time schedule outlining key deadlines for the preparation, tabling and approval of the annual budget.

This time schedule provides for political input from formal organisations such as portfolio committees.

#### 1.2 Schedule of Key Deadlines relating to budget process [MFMA s21 (1) (b)]

The IDP and Budget time schedule of the 2019/2020 budget cycle was approved by Council in August 2019, ten months before the start of the budget year in compliance with legislative directives.

#### 1.3 Process used to integrate the review of the IDP and preparation of the Budget

Updating the IDP and Budget is an evolving and re-iterative process over a 10 month period. The initial parallel process commenced with the consultative process of the IDP in 2017 and the update of the MTREF to determine the affordability and sustainability

framework at the same time. A review of the approved 2017/2018 IDP was undertaken in 2019.

**1.4 Process for consultation with each group of stakeholders and outcomes**

Following the tabling of the draft budget in March 2019, local input will be solicited via notices published in all major newspapers across the region, while the budget will also be placed on the municipal website at [www.odm.org.za](http://www.odm.org.za).

Comments on the IDP and Budget as made by the public via verbal presentations, facsimiles, emails and in the form of correspondence to the municipality will be considered for incorporation as part of the final budget approval process.

**1.5 Stakeholders involved in consultations**

The tabled budget will be provided to National Treasury and Provincial Treasury for their consideration in line with S23 of the MFMA.

**1.6 Process and media used to provide information on the Budget to the community**

Following the tabling of the draft budget in March 2019, local input will be solicited via notices published in all major newspapers across the region while the budget will also be placed on the municipal website at [www.odm.org.za](http://www.odm.org.za).

**1.7 Methods employed to make the Budget document available (including websites)**

In compliance with the Municipal Finance Management Act and the Municipal Systems Act with regards to the advertising of Budget Documents (including the Tariffs for 2019/2020), advertisements will be placed in the local newspapers across the region and the municipal website. The information relating to the budget documentation will be displayed at the notice boards in the municipal offices, Thusong centres and libraries in the district.

In compliance with S 22 of the MFMA, the Budget documentation will be published on the municipality's website following the tabling of the budget at Council in March 2019 and the approval thereof in May 2019.



OVERBERG DISTRICT MUNICIPALITY  
BREDASDORP 7280

27 MAY 2019

## 2. IDP Overview and Amendments

OVERBERG DISTRICT MUNICIPALITY  
26 LONG STREET / PRIVATE BAG X22  
BREDASDORP 7280



27 MAY 2019

- **The Vision of the Municipality**

The Municipality's long term vision:

*"Overberg – the opportunity gateway to Africa through sustainable services"*

TEL: 028 425 1157 • FAX: 028 425 1014  
info@odm.org.za • www.odm.org.za

- **Alignment with Provincial and National Government**

Overberg District Municipality's development plan needs to be aligned with National and Provincial initiatives to ensure optimal impact from the combined efforts of government. In this regard there are six critical elements: Accelerated and Shared Growth-South Africa (ASGI-SA), National Spatial Development Perspective (NSDP), National Strategy for Sustainable Development (NSSD), Provincial Growth and Development Strategy (PGDS) and Provincial Spatial Development Framework (PSDF).

All these feed into and influence the Integrated Development Plan.

- **Overberg District Municipality Budget Priorities (Key Performance areas)**

The Municipality's 2017/18 to 2021/2022 Integrated Development Plan focuses on five strategic focus areas. The concrete objectives for each strategic focus area have been outlined and elaborated on in the Strategic Plan for 2017-2022. These objectives will be used to further develop key performance indicators against which performance implementation monitoring and reporting will be done. The corporate scorecard outlines these indicators and targets.

The five strategic outcomes are:

1. *To ensure the well-being of all in the Overberg through the provision of efficient **basic services and infrastructure**.*
2. *To promote **regional economic development** by supporting initiatives in the district for the development of a sustainable district economy.*
3. *To ensure **municipal transformation and institutional development** by creating a staff structure that would adhere to the principles of employment equity and promote skill development.*
4. *To attain and maintain **financial viability** and sustainable by executing accounting services in accordance with National policy and guidelines.*



5. To ensure **good governance** practices by providing a democratic and pro-active accountable government and ensuring community participation through IGR structures.

### **Amendments to the Integrated Development Plan**

Amendments were made to the Integrated Development Plan.

The complete Integrated Development Plan will be distributed at the Council Meeting of 25 March 2019.

OVERBERG DISTRICT MUNICIPALITY  
26 LONG STREET / PRIVATE BAG X22  
BREDASDORP 7280



27 MAY 2019

TEL: 028 425 1157 • FAX: 028 425 1014  
info@odm.org.za • www.odm.org.za

A handwritten signature or mark in the bottom right corner of the page.

### 3. Measurable performance objectives and indicators

(a) KEY FINANCIAL INDICATORS AND RATIOS

Information regarding key financial indicators and ratios are provided on Supporting Table SA 8.

(b) MEASURABLE PERFORMANCE OBJECTIVES

Information regarding revenue are provided as follows:

- Revenue for each vote - SA 26
- Revenue for each source - SA 25

### 4. Overview of Budget Related Policies and Amendments

The following budget related policies have been approved by Council, or have been reviewed / amended and / or are currently being reviewed / amended, in line with National Guidelines and Legislation.

- Asset Management Policy
- Credit Control and Debt Collection Policy
- Cash Management and Investment Policy
- Tariff Policy
- Supply Chain Management Policy
- Virement Policy (amended)
- Borrowing Policy
- Funding and Reserves Policy
- Budget Policy
- Customer Care Policy
- Demand Management Policy
- Infrastructure and delivery Management Policy
- Infrastructure investment and Capital projects Policy
- Liquidity Policy
- Long term Financial Planning Policy
- Management and Admin of Immovable Assets Policy
- Payroll Management and Administration Policy
- Preferential Procurement Policy
- Travelling and Subsistence Policy(amended)
- Cost containment Policy(new)

OVERBERG DISTRICT MUNICIPALITY  
26 LONG STREET / PRIVATE BAG X22  
BREDASDORP 7280



27 MAY 2019

TEL: 028 425 1157 • FAX: 028 425 1014  
info@odm.org.za • www.odm.org.za

Policies which have been amended according to the recommendation below will be available at the municipal offices, libraries and Thusong centres in the district as well as on the website of the municipality.

Herewith information regarding the amendment of policies:

**(a) VERIMENT POLICY (AMENDMENT)**

The purpose of the amendment of the Veriment Policy is to strengthen the controls over the requested veriments, and to adhere to National Treasury guidelines.

**(b) TRAVELLING AND SUBSISTENCE POLICY (AMENDMENT)**

The amendments made to the Travelling and Subsistence Policy is to adhere to the cost containment draft regulations and guidelines from National Treasury. The main proposed amendments made is (a) to lower the grade for accommodation to a three star and (b) to replace a fixed daily allowance with an allowance based on actual meals had, with the necessary documentary proof.

**(c) COST CONTAINMENT POLICY (NEW)**

The Cost Containment Policy was compiled to adhere to the Cost Containment Measures as issued by National Treasury as well as the draft Cost Containment regulations.

OVERBERG DISTRICT MUNICIPALITY  
26 LONG STREET / PRIVATE BAG X22  
BREDASDORP 7280



27 MAY 2019

TEL: 028 425 1157 • FAX: 028 425 1014  
info@odm.org.za • www.odm.org.za

AS

## 5. Overview of Budget Assumptions

### Expenditure

#### Salaries and Allowances

Wage negotiations have been finalised between the Unions and the South African Local Government Association and the municipality budgeted for an 8.2% increase. That is CPIX of 5,2% in terms of the Budget Circular 94, plus 1,5% as negotiated plus 1,5% for notch increases.

It is also assumed that the current employees will not resign and therefore notch increases for all employees are budgeted for.

#### General expenditure

It is assumed that costs for services and fuel will increase above the current inflation rate. It is also assumed that the capital projects for 2019/2020 will be completed during the financial year as depreciation are budgeted on these projects as per General Recognized Accounting Practice (GRAP) principles.

Depreciation on new capital expenditure is calculated at a varying rate ranging between 3 and 50 years depending on the nature of the assets. The useful life's of assets were reviewed during the current year which impacted the depreciation forecast.

#### Repairs and Maintenance

It is assumed that municipal infrastructure and assets will be maintained as per previous years and that no major breakages will take place during the financial year.

#### Capital costs

It is assumed that interest rates will be stable during the financial year, but the provision for capital has not been decreased.

OVERBERG DISTRICT MUNICIPALITY  
26 LONG STREET / PRIVATE BAG X22  
BREDASDORP 7280



27 MAY 2019

TEL: 028 425 1157 • FAX: 028 425 1014  
info@odm.org.za • www.odm.org.za

A handwritten signature or mark in the bottom right corner of the page.



27 MAY 2019

TEL: 028 425 1157 • FAX: 028 425 1014  
info@odm.org.za • www.odm.org.za

## Revenue

## Grants

It is assumed that the National and Provincial grants as per the Division of Revenue Bill (DORA Bill) which has been included in the budget will be received during the 2019/2020 financial year.

# 6. Overview of Budget Funding

## Summary

*The operating budget for 2019/2020 will be financed as follows:*

• Equitable Share Allocation	R 71 776 000
• Agency fee for Roads function	R 9 581 366
• Roads Subsidy	R 91 821 429
• Provincial and National Grants	R 6 925 358
• Sundry charges / Other	R 39 881 481

*The capital budget for 2019/2020 will be financed as follows:*

• Own Funds (Capital Replacement Reserves)	R 1 225 000
• Selling of Property	R 2 900 000
• Grants	R 1 100 000
• Long Term Borrowings	R 6 128 111

## Reserves

The accumulated surplus will be used to finance the depreciation on assets as the full provision for depreciation is not cash-backed. The financing of the depreciation will be phased in over a medium to long term period, if possible.

*Sustainability of municipality*

The funding of the budget will ensure that the municipality will be sustainable on the short term. The current funding model for Overberg District Municipality is however not sustainable and will surely have a negative impact on the cash flow and liquidity of the municipality. Overberg District Municipality will therefore have to make difficult/important choices to ensure sustainability on the medium and long term.

Planned savings and efficiencies

The following areas were identified for possible savings after the efficiency of the usage of the assets/services has been evaluated:

- Non-priority spending not linked to service delivery
- Security services
- Overtime
- Attendance of meetings/congresses

OVERBERG DISTRICT MUNICIPALITY  
26 LONG STREET / PRIVATE BAG X22  
BREDASDORP 7280



27 MAY 2019

Investments

TEL: 028 425 1157 • FAX: 028 425 1014  
info@odm.org.za • www.odm.org.za

Particulars of monetary investments as at 28 February 2019:

ABSA Depositor plus	R 10 372 314
Nedbank Call Account	R 10 229 452
ABSA Depositor plus	R 81 263

Planned proceeds of sale of assets

The municipality budgeted R 5,1 million in the 2019/2020 as revenue for municipal property that will be sold.

Planned use of previous year's cash backed accumulated surplus

It is planned to use the previous year's cash backed surpluses to finance important/critical service delivery and income generated projects.

Particulars of existing and any new borrowing proposed to be raised

# OVERBERG DISTRICT MUNICIPALITY

An external loan of R 28 M was secured to finance the regional landfill at Karwyderskraal in 2018/2019 and 2019/2020.

Particulars of budgeted allocations and grants over the MTREF period:

## *Operating Budget*

GRANT	GOVERNMENT SPHERE	2019/2020	2020/2021	2021/2022
Local Government Financial Management Grant	NATIONAL	1 000 000	1 000 000	1 000 000
Equitable Share *	NATIONAL	71 776 000	74 593 000	77 644 000
Expanded Public Works Programme Integrated Grant	NATIONAL	1 243 000	-	-
Rural roads assets management systems Grant	NATIONAL	2 807 000	2 967 000	3 131 000
Financial Management Support Grant	PROVINCIAL	280 000		
Financial Management Capacity Building Grant	PROVINCIAL	380 000		
<b>Total Operating Grants</b>		<b>77 486 000</b>	<b>78 560 000</b>	<b>81 775 000</b>

## *Capital Budget*

GRANT	GOVERNMENT SPHERE	2018/2019	2019/2020	2020/2021
Safety Initiative Implementation - WOSA	PROVINCIAL	1 100 000	2 000 000	2 100 000
Fire Service Capacity Building Grant	PROVINCIAL		841 000	1 025 000
<b>Total Capital Grants</b>		<b>1 100 000</b>	<b>2 841 000</b>	<b>3 125 000</b>

OVERBERG DISTRICT MUNICIPALITY  
26 LONG STREET / PRIVATE BAG X22  
BREDASDORP 7280



27 MAY 2019

TEL: 028 425 1157 • FAX: 028 425 1014  
info@odm.org.za • www.odm.org.za

BS

**FUNDING ASSESSMENT FOR 2019/2020**

The following table lists the factors that have been reviewed. Each of the factors is then further described below.

**No. Funding Compliance**

- 1 Cash/cash equivalent position
- 2 Cash plus investments less applications
- 3 Monthly average payments covered by cash or cash equivalents
- 4 Surplus/deficit excluding depreciation offsets
- 5 Property Rates/service charge revenue % increase less macro inflation target
- 6 Cash receipts % of ratepayer and other revenue
- 7 Debt impairment expense % of billable revenue
- 8 Capital payments % of capital expenditure
- 9 Borrowing as a % of capital expenditure (less transfers/grants/contributions)
- 10 Transfers/grants revenue as a % of Government transfers/grants available
- 11 Consumer debtors' change (Current and Non-current)
- 12 Repairs & maintenance expenditure level
- 13 Asset renewal/rehabilitation expenditure level
- 14 Financial Performance Budget result
- 15 Financial Position Budget
- 16 Cash Flow Budget
- 17 Other key performance measures
- 18 Summary question

OVERBERG DISTRICT MUNICIPALITY  
26 LONG STREET / PRIVATE BAG X22  
BREDASDORP 7280



27 MAY 2019

TEL: 028 425 1157 • FAX: 028 425 1014  
info@odm.org.za • www.odm.org.za

**Funding compliance factor description**

Each of these 'funding factors' have been analysed and reviewed in their entirety prior to undertaking any analysis. Where the factor appears unfavourable and cannot be adequately motivated, the budget has been adjusted appropriately.

A handwritten signature or mark in the bottom right corner of the page.





27 MAY 2019

TEL: 028 425 1157 • FAX: 028 425 1014  
info@odm.org.za • www.odm.org.za**(a) Cash/cash equivalent position**

The municipality foresees a positive cash position for the short term, as the working capital are cash-backed. The reserves are however not cash-backed. The cash situation seems as if it is deteriorating, as the increase in revenue (grants) is less than inflation rate while expenditure increase with more than the inflation rate. The cash flow is currently positive and the total Cash and Cash Equivalents at 28 February 2019 is R46,257 M.

**(b) Cash plus investments less application of funds**

The purpose of this measure is to understand how the municipality has applied the available cash and investments identified at factor 1. Below are commitments against Cash and Cash equivalents as at 28 February 2019: .

<b>Commitments against Cash and Cash Equivalents</b>		
<b>Item</b>	<b>30 June 2018</b>	<b>Current Month</b>
<b>Cash and Cash Equivalents</b>	<b>36 715 000</b>	<b>46 257 118</b>
Unspent loan		13 921 409
Loan repayments	<b>2 556 280</b>	1 014 340
<b>Trade and other payables</b>		
- Unspent conditional transfers	12 904 812	12 635 199
- Creditor Payments	4 820 362	8 861 200
<b>Surplus/(Deficit)</b>	<b>16 433 546</b>	<b>9 824 970</b>

**(c) Monthly average payments covered by cash or cash equivalents**

The purpose of this measure is to understand the level of financial risk (ability to meet monthly payments as and when they fall due) should the municipality be under stress.

The municipality does recover enough cash via grants/agency fee and income from resorts to cover its monthly average payments on the short term, but it is foreseen that, with the fact that the percentage increase in expenditure is more than the increase in

revenue pose a serious risk for the municipality. A further financial risk arises if unforeseen circumstances occur, which negatively impacts the recovery of landfill site revenue.

**(d) Surplus/deficit excluding depreciation offsets**

The main purpose of this measure is to understand whether revenue levels are sufficient to conclude that the community is making a sufficient contribution for the municipal resources consumed each year. An 'adjusted' surplus/deficit is achieved by offsetting the amount of depreciation related to externally funded assets.

This exercise indicates that there will be a surplus if the depreciation has been offset.

**(e) Property Rates/service charge revenue % increase less macro inflation target**

The purpose of this measure is to understand whether the municipality is contributing appropriately to the achievement of national inflation targets. This measure is based on the increase in 'revenue', which will include both the change in the rate or tariff as well as any assumption about real growth (i.e. new property development, services consumption growth).

The revenue streams for Overberg District Municipality is not sufficient to achieve national inflation target.

**(f) Cash receipts % of ratepayer and other revenue**

This factor is a macro measure of the rate at which funds are 'collected'. This measure is intended to analyse an underlying assumed collection rate; i.e. how much cash is expected to be collected from current billing, charges and arrear debtors.

The only billing at ODM is for rental at the resorts. Accounts will be issued to two municipalities on a monthly basis for dumping at the regional landfill site, but there are currently no history as the agreement will come into effect in April 2019.

OVERBERG DISTRICT MUNICIPALITY  
26 LONG STREET / PRIVATE BAG X22  
BREDASDORP 7280



27 MAY 2019

TEL: 028 425 1157 • FAX: 028 425 1014  
info@odm.org.za • www.odm.org.za

**(g) Debt impairment expense % of billable revenue**

The purpose is to measure whether the provision for debt impairment is being adequately funded and is based on the underlying assumption that the provision for debt impairment (doubtful and bad debts) has to be increased to offset undercollection.

OVERBERG DISTRICT MUNICIPALITY  
2600 RING STREET / PRIVATE BAG X22  
BREDASDORP 7280



27 MAY 2019

No debt impairment are currently done.

**(h) Capital payments % of capital expenditure**

TEL: 028 425 1157 • FAX: 028 425 1014  
info@odm.org.za • www.odm.org.za

The purpose of this measure is to mainly understand whether the timing of payments is being taken into consideration when forecasting the cash position. The measure focuses on the capital budget, because expenditure levels for this component of the budget can vary significantly from month to month, as there tends to be monthly consistency for operational budgets.

**(i) Borrowing as a % of capital expenditure (excluding transfers, grants and contributions)**

The purpose of this measurement is to determine the proportion of a municipality's 'own-funded' capital expenditure budget that is being funded from borrowed funds to confirm MFMA compliance. Externally funded expenditure (by transfers/grants and contributions) should be excluded. The municipality has secured an external loan to finance the development at Karwyderskraal - it represents 54% of the total capital expenditure of 2019/2020.

**(j) Transfers/grants revenue as a % of Government transfers/grants available**

The purpose of this measurement is mainly to ensure that all available transfers from other government (national, provincial or district municipalities) have been included in the municipal budget, or that the transfer/grant budgets do not exceed available funds. A percentage less than 100 per cent could indicate that all Division of Revenue Bill (DORA Bill), provincial transfers or district transfers have not been budgeted and should be immediately reviewed.

The transfers/grants as per Division of Revenue Bill (DORA Bill) (100%) have been included in the revenue budget.

**(k) Consumer debtors change (Current and Non-current):**

The purposes of these measures are to ascertain whether budgeted reductions in outstanding debtors are realistic.

The amounts of outstanding debtors are regarded as realistic.

**(l) Repairs & maintenance (R&M) expenditure level**

This measure is included within the funding measures criteria because a trend which indicates that insufficient funds are being committed to asset repair could also indicate that the overall budget is not credible and/or sustainable in the medium to long term because the revenue budget is not being protected.

The budgeted amount for Repairs and Maintenance amounts to R96 626 M.

**(m) Asset renewal/rehabilitation expenditure level**

This measure has a similar objective to the R&M measures, but focus on the credibility of the levels of asset renewal plans.

**(n) Financial Performance Budget result (surplus/deficit)**

The purpose of this measure is to assess the overall budget.

The municipality forecast's a positive cash position for the short term as the working capital are cash-backed. The reserves is not cash-backed. The cash situation seems to be deteriorating, as the increase in revenue (grants) is less than inflation rate while expenditure increase with more than the inflation rate.

A further financial risk arises if unforeseen circumstances occur, which negatively impacts the recovery of landfill site revenue.

**(o) Financial Position Budget**

The purpose of this measure is to also assess the overall budget.

OVERBERG DISTRICT MUNICIPALITY  
26 LONG STREET / PRIVATE BAG X22  
BREDASDORP 7280



27 MAY 2019

TEL: 028 425 1157 • FAX: 028 425 1014  
info@odm.org.za • www.odm.org.za

PA



27 MAY 2019

**(p) Cash Flow Budget**TEL: 028 425 1157 • FAX: 028 425 1014  
info@odm.org.za • www.odm.org.za

The purpose of this measure is to also assess the overall budget. The municipality does recover enough cash on a monthly basis to cover its monthly average payments. A further financial risk arises if unforeseen circumstances occur, which negatively impacts the recovery of landfill site revenue.

**(q) Summary**

The municipality currently do have enough funds but will not generate enough cash to meets its operational requirements on the medium to long term. The financial position of the municipality is monitored on a daily basis by the relevant finance officials and reports are submitted to the Finance Portfolio Committee and if needed correction steps are taken.

## 7. Expenditure on allocations and grant Programmes

Particulars of budgeted allocations and grants over the MTREF period:

*Operating Budget*

GRANT	GOVERNMENT SPHERE	2019/2020	2020/2021	2021/2022
Local Government Financial Management Grant	NATIONAL	1 000 000	1 000 000	1 000 000
Equitable Share *	NATIONAL	71 776 000	74 593 000	77 644 000
Expanded Public Works Programme Integrated Grant	NATIONAL	1 243 000	-	-
Rural roads assets management systems Grant	NATIONAL	2 807 000	2 967 000	3 131 000
Financial Management Support Grant	PROVINCIAL	280 000		
Financial Management Capacity Building Grant	PROVINCIAL	380 000		
<b>Total Operating Grants</b>		<b>77 486 000</b>	<b>78 560 000</b>	<b>81 775 000</b>

*Capital Budget*

GRANT	GOVERNMENT SPHERE	2018/2019	2019/2020	2020/2021
Safety Initiative Implementation - WOSA	PROVINCIAL	1 100 000	2 000 000	2 100 000
Fire Service Capacity Building Grant	PROVINCIAL		841 000	1 025 000
<b>Total Capital Grants</b>		<b>1 100 000</b>	<b>2 841 000</b>	<b>3 125 000</b>

The above allocations and grants have been included in the operating and capital budgets.

## 8. Allocations or grants made by the Municipality

None

## 9. Councillor allowances and employee benefits

### Allowances and employee benefits:

#### *Councillors*

- Salary
- Allowances for Cell phones
- Allowances for Transport
- Contributions

OVERBERG DISTRICT MUNICIPALITY  
26 LONG STREET / PRIVATE BAG X22  
BREDASDORP 7260



27 MAY 2019

#### *Senior Managers of the Municipality*

- Salary
- Allowances for transport
- Contributions
- Performance Bonuses

TEL: 028 425 1157 • FAX: 028 425 1014  
info@odm.org.za • www.odm.org.za

#### *Other Employees*

- Salary
- Housing Subsidy
- Long service bonuses
- Allowances for Transport
- 13<sup>th</sup> Cheque
- Contributions to medical and pension fund

A handwritten signature in the bottom right corner of the page.

# OVERBERG DISTRICT MUNICIPALITY

## Costs to Municipality:

### *Councillors*

• Speaker (1)	R 731 975
• Executive Mayor (1)	R 903 871
• Deputy Executive Mayor (1)	R 731 975
• Executive Committee (4)	R 1 843 591
• Other Councillors (14)	<u>R 2 406 187</u>
	<u>R 6 617 599</u>

### *Senior Managers*

• Municipal Manager	R 1 499 918
• Chief Financial Officer	R 1 180 074
• Director: Corporate Services	R 1 180 074
• Director: Community Services	<u>R 1 180 074</u>
	<u>R 5 040 140</u>

Number of Councillors 21

### Number of personnel employed

• Senior Managers	3
• Other Managers	12
• Technical Staff	190
• Other staff members	129

OVERBERG DISTRICT MUNICIPALITY  
26 LONG STREET / PRIVATE BAG X22  
BREDASDORP 7280



27 MAY 2019

TEL: 028 425 1157 • FAX: 028 425 1014  
info@odm.org.za • www.odm.org.za

## 10. Monthly targets for revenue, expenditure and cash flow

The monthly targets for revenue, expenditure and cash flows is provided in SA 25 - Section B Supporting Tables

## 11. Contracts having future budgetary implications

Information/detail regarding contracts which have future budgetary implications is provided in SA 35 - Section B – Supporting tables.

## 12. Capital spending detail

Information/detail regarding capital projects by vote is provided in Section B – Capital Budget.

## 13. Legislation compliance status

Overberg District Municipality complies in general with legislation applicable to municipalities.

## 14. Other supporting documents

None

OVERBERG DISTRICT MUNICIPALITY  
26 LONG STREET / PRIVATE BAG 122  
BREDASDORP 7280



27 MAY 2019

TEL: 028 425 1157 • FAX: 028 425 1014  
info@odm.org.za • www.odm.org.za

A handwritten signature or mark in the bottom right corner of the page.



**Municipal Manager's quality certificate**

I DAVID BERETTI, Municipal Manager of Overberg District Municipality, hereby certify that the annual budget and supporting documents have been prepared in accordance with the Municipal Finance Management Act and the regulations made under the Act, and that the annual budget and supporting documents are consistent with the Integrated Development Plan of the Municipality.

Print Name DAVID BERETTI  
Municipal Manager of the Overberg District Municipality

Signature 

Date 23.5.2019

OVERBERG DISTRICT MUNICIPALITY  
26 LONG STREET / PRIVATE BAG A22  
BREDASDORP 7280



27 MAY 2019

TEL: 028 425 1157 • FAX: 028 426 1014  
info@odm.org.za • www.odm.org.za

SECTION B – BUDGET



27 MAY 2019

TEL: 028 425 1157 • FAX: 028 425 1014  
info@odm.org.za • www.odm.org.za

1. Operating Budget

DC3 Overberg - Table A4 Budgeted Financial Performance (revenue and expenditure)

Description	Ref	2015/16	2016/17	2017/18	Current Year 2018/19				2019/20 Medium Term Revenue & Expenditure Framework		
		Audited Outcome	Audited Outcome	Audited Outcome	Original Budget	Adjusted Budget	Full Year Forecast	Pre-audit outcome	Budget Year 2019/20	Budget Year +1 2020/21	Budget Year +2 2021/22
<b>Revenue By Source</b>											
Property rates	2	-	-	-	-	-	-	-	-	-	-
Service charges - electricity revenue	2	449	254	15	-	-	-	-	-	-	-
Service charges - water revenue	2	-	-	-	-	-	-	-	-	-	-
Service charges - sanitation revenue	2	-	-	-	-	-	-	-	-	-	-
Service charges - refuse revenue	2	1 947	548	60	9 921	3 107	3 107	3 107	10 723	11 366	12 048
Rental of facilities and equipment		12 143	13 257	16 737	11 355	11 355	11 355	11 355	12 024	12 746	13 511
Interest earned - external investments		2 188	2 311	2 537	1 400	1 400	1 400	1 400	2 500	2 650	2 809
Interest earned - outstanding debtors		2	-	-	0	0	0	0	100	105	112
Dividends received		-	-	-	-	-	-	-	-	-	-
Fines, penalties and forfeits		-	-	-	-	-	-	-	-	-	-
Licences and permits		95	171	326	135	135	135	135	300	143	152
Agency services		6 592	8 115	9 388	8 813	8 813	8 813	8 813	9 581	10 155	10 766
Transfers and subsidies		130 327	127 561	145 537	158 024	162 114	162 114	162 114	169 423	179 572	190 246
Other revenue	2	6 550	4 784	9 588	9 423	9 423	9 423	9 423	9 134	9 676	10 251
Gains on disposal of PPE		3 519	-	1 483	2 960	3 806	3 806	3 806	5 100	-	-
<b>Total Revenue (excluding capital transfers and contributions)</b>		<b>163 811</b>	<b>157 000</b>	<b>166 070</b>	<b>202 032</b>	<b>200 153</b>	<b>200 153</b>	<b>200 153</b>	<b>218 886</b>	<b>226 416</b>	<b>239 995</b>
<b>Expenditure By Type</b>											
Employee related costs	2	77 648	83 193	91 113	105 553	98 078	98 078	98 078	103 201	108 445	115 030
Remuneration of councillors		5 183	5 150	6 142	6 169	6 326	6 326	6 326	6 607	7 003	7 423
Debt impairment	3	82	110	15	-	-	-	-	-	-	-
Depreciation & asset impairment	2	2 747	3 254	3 695	3 101	3 576	3 576	3 576	3 576	3 576	3 576
Finance charges		7 083	7 776	7 999	6 625	6 673	6 673	6 673	9 165	9 903	10 710
Bulk purchases	2	-	-	-	-	-	-	-	-	-	-
Other materials	8	35 930	32 868	43 286	43 941	49 103	49 103	49 103	52 931	56 297	59 675
Contracted services		12 857	12 793	14 517	19 699	17 118	17 118	17 118	20 994	22 794	24 149
Transfers and subsidies		17	120	120	-	480	480	480	380	403	427
Other expenditure	4, 5	16 805	16 847	21 528	17 816	22 551	22 551	22 551	25 560	27 363	29 004
Loss on disposal of PPE		1 145	190	17	-	-	-	-	-	-	-
<b>Total Expenditure</b>		<b>159 498</b>	<b>161 971</b>	<b>188 430</b>	<b>201 905</b>	<b>203 904</b>	<b>203 904</b>	<b>203 904</b>	<b>222 412</b>	<b>235 783</b>	<b>249 964</b>
<b>Surplus/(Deficit)</b>											
Transfers and subsidies - capital (monetary allocations) (National / Provincial and District)		4 313	(4 971)	(2 360)	127	(3 751)	(3 751)	(3 751)	(3 527)	(3 368)	(3 969)
Transfers and subsidies - capital (monetary allocations) (National / Provincial Departmental Agencies, Households, Non-profit Institutions, Private Enterprises, Public Corporations, Higher Educational Institutions)	6	160	2 303	890	1 483	4 183	4 183	4 183	1 100	2 841	3 125
Transfers and subsidies - capital (in-kind - at)		-	111	-	-	-	-	-	-	-	-
<b>Surplus/(Deficit) after capital transfers &amp; contributions</b>		<b>4 474</b>	<b>(2 557)</b>	<b>(1 470)</b>	<b>1 610</b>	<b>432</b>	<b>432</b>	<b>432</b>	<b>(2 427)</b>	<b>(6 527)</b>	<b>(6 844)</b>
Taxation		-	-	-	-	-	-	-	-	-	-
<b>Surplus/(Deficit) after taxation</b>		<b>4 474</b>	<b>(2 557)</b>	<b>(1 470)</b>	<b>1 610</b>	<b>432</b>	<b>432</b>	<b>432</b>	<b>(2 427)</b>	<b>(6 527)</b>	<b>(6 844)</b>
Attributable to municipalities		-	-	-	-	-	-	-	-	-	-
<b>Surplus/(Deficit) attributable to municipality</b>		<b>4 474</b>	<b>(2 557)</b>	<b>(1 470)</b>	<b>1 610</b>	<b>432</b>	<b>432</b>	<b>432</b>	<b>(2 427)</b>	<b>(6 527)</b>	<b>(6 844)</b>
Share of surplus/ (deficit) of associate	7	-	-	-	-	-	-	-	-	-	-
<b>Surplus/(Deficit) for the year</b>		<b>4 474</b>	<b>(2 557)</b>	<b>(1 470)</b>	<b>1 610</b>	<b>432</b>	<b>432</b>	<b>432</b>	<b>(2 427)</b>	<b>(6 527)</b>	<b>(6 844)</b>

OVERBERG DISTRICT MUNICIPALITY

## 2. Capital Budget

	Original Budget 2019/2020	Original Budget 2020/2021	Original Budget 2021/2022
<b>LED, Tourism and Resorts</b>			
Plant and Equipment - Uilenkraalsmond	R 15 000.00	15 000.00	-
Water Network Upgrade - Die Dam	R 200 000.00	-	-
Upgrade Bungalows	R 120 000.00	515 000.00	470 000.00
Grease Trap	R 25 000.00	-	-
<b>Emergency Services</b>			
Fire Station	R 2 900 000.00	-	-
Fire Vehicle_4X4	R -	-	-
Rescue Equipment	R 500 000.00	-	-
Communication System	R 1 100 000.00	2 000 000.00	2 100 000.00
		841 000.00	1 025 000.00
<b>Information Services</b>			
IT equipment	R 300 000.00	300 000.00	300 000.00
Building a platform for tally printers	R -	-	-
<b>Financial Services</b>			
Container for retired assets storage	R 30 000.00	-	-
Office furniture and equipment	R 35 000.00	35 000.00	35 000.00
<b>Solid Waste</b>			
Karwyderskraal	R 6 128 111.00	-	-
<b>Municipal Health</b>			
Medical kits - new positions	R -	-	-
<b>Total</b>	R 11 353 111.00	R 3 706 000.00	R 3 930 000.00

OVERBERG DISTRICT MUNICIPALITY  
26 LONG STREET / PRIVATE BAG X22  
BREDASDORP 7280



27 MAY 2019

TEL: 028 425 1157 • FAX: 028 425 1014  
info@odm.org.za • www.odm.org.za



27 MAY 2019

OVERBERG DISTRICT MUNICIPALITY

3. Tariffs

TELEPHONE: 028 425 1457 • FAX: 028 425 1014

TARIFF CATEGORY	UNIT	TARIFF DESCRIPTION	TARIFF 2018/2019 (VAT INCLUSIVE) R	% INCREASE	TARIFF 2019/2020 (VAT R
<b>SPECIAL INCIDENTS – CALL OUT COST</b>	Per unit	Motor pumps	R 1 060.00	6	R 1 124.00
	Per unit	Service & response vehicles	R 535.00	6	R 567.00
<b>STAND-BY AND OPERATIONAL COST</b>	Per unit	Motor pumps	R 1 060.00	6	R 1 124.00
	Per unit	Service & response vehicles	R 905.00	6	R 959.00
<b>PERSONNEL</b>	Per hour	Senior	R 300.00	6	R 318.00
	Per hour	Junior	R 200.00	6	R 212.00
<b>WATER</b>	Per kilolitre	Water	R 16.00	6	R 17.00
<b>CHEMICALS</b>	-	Chemicals	Cost price + 10% + 15%	-	Cost price + 10% + 15%
<b>PROVIDING DRINKING WATER</b>	Per kilometre	Water	R 36.00	6	R 38.00
<b>STANDBY</b>	Per unit per hour	Standby	R 365.00	6	R 387.00
<b>ASSISTANCE TO OUTSIDE SERVICES</b>		Assistance to outside services	Cost price + 10% + 15%	-	Cost price + 10% + 15%
<b>RECOVERY VEHICLE PRIVATE PERSONS AND ORGANISATIONS</b>	Per call out	Call out	R 1 095.00	6	R 1 161.00
	Per hour	Recovery	R 1 800.00	6	R 1 908.00
		Tow in (within 25 km radius)	R 1 130.00	6	R 1 198.00
	Per kilometre	Tow in (outside 25 km radius)	R 36.00	6	R 38.00
<b>RECOVERY VEHICLE MUNICIPALITIES WITHIN COUNCIL AREA</b>	Per call out	Call out	Free	-	
	Per hour	Recovery	R 1 130.00	6	R 1 198.00
<b>RECOVERY VEHICLE MUNICIPALITIES OUTSIDE COUNCIL AREA</b>	Per call out	Call out	R 1 095.00	6	R 1 161.00
	Per hour	Recovery	R 1 800.00	6	R 1 908.00
		Tow in (within 25 km radius)	R 1 130.00	6	R 1 198.00

OVERBERG DISTRICT MUNICIPALITY

TARIFF CATEGORY	UNIT	TARIFF DESCRIPTION	TARIFF 2018/2019 (VAT INCLUSIVE) R	% INCREASE	TARIFF 2019/2020 (VAT R
<b>NON-SUBSIDISED RESCUE ORGANISATIONS</b>	-	Call out	Free	-	Free
	-	Tow in (including subsistence & travel of personnel – where needed)	Actual cost + 15%	-	Actual cost + 15%
		Recovery (including rescue)	Actual cost + 15%	-	Actual cost + 15%
<b>PUMPS AND EQUIPMENT</b>	Per hour or part	Pumping swimming pools (office hours)	R 355.00	6	R 376.00
	Per hour or part	Specialised pumps	R 200.00	6	R 212.00
	Per hour or part	Hydraulic equipment	R 595.00	6	R 631.00
	Per hour or part	Lighting	R 190.00	6	R 201.00
	Per cylinder	Filling cylinders	R 170.00	6	R 180.00
<b>STAND-BY FILMING</b>	Per hour or part	Per vehicle with crew of two	R 860.00	6	R 912.00
	Per hour or part	Additional crew	R 355.00	6	R 376.00
<b>TRAINING</b>	Per person	First Aid level 1	R 725.00	6	R 769.00
	Per person	First Aid level 3	R 1 200.00	6	R 1 272.00
	Per person	Fire extinguisher basic	R 880.00	6	R 933.00
	Per person	Basic Fire Fighting – 1 day	R 1 440.00	6	R 1 526.00
	Per person	School children (First Aid 1)	R 365.00	6	R 387.00
	Per kilometre	Transport cost	R 6.70	6	R 7.10
<b>STAND-BY</b>	Per vehicle/boat	Special events	R 395.00	6	R 419.00
	Per hour	Medical stand-by (limited to venue or terrain)	R 345.00	6	R 366.00
<b>INSURANCE INSPECTIONS</b>	-	Inspection on request of insurance	R 680.00	6	R 721.00
	-	Follow-up inspection	R 255.00	6	R 270.00
<b>DEMONSTRATIONS</b>	-	Conditions linked to awareness	Actual cost + 15%	-	Actual cost + 15%
<b>SPECIAL INVESTIGATIONS</b>	Per person per hour	Civil claims, insurance, civil court cases & other	500 + actual cost + 15%	0	500 + actual cost + 15%

OVERBERG DISTRICT MUNICIPALITY  
 LONG STREET / PRIVATE BAG X22  
 BREDASDORP 7280  
 27 MAY 2019  
 TEL: 028 425 1157 • FAX: 028 425 4024  
 info@odm.org.za • www.odm.org.za

OVERBERG DISTRICT MUNICIPALITY

TARIFF CATEGORY	UNIT	TARIFF DESCRIPTION	TARIFF 2018/2019 (VAT INCLUSIVE) R	% INCREASE	TARIFF 2019/2020 (VAT R
DIVING TEAM	Per day	Diving team	R 1 275.00	6	R 1 352.00
LECTURE ROOM	Per day	-	R 500.00	6	R 530.00
EXTERNAL TRAINING FACILITY	Per student per day	-	R 255.00	6	R 270.00
OCCUPATIONAL CERTIFICATE	Per unit	-	R 190.00	6	R 201.00
FIRST AID REFRESHER TRAINING	-	-	R 235.00	6	R 249.00
FLAMMABLE LIQUID PERMITS	-	Bulk > 1000L – Industry & commercial	R 1 345.00	6	R 1 426.00
	-	Small content <1000L – Farms & private	R 365.00	6	R 387.00
	-	LPG	180 + inspection tariff	6	190 + inspection tariff
VEHICLE DANGER CONTENT HOLDING PERMIT	Per vehicle	-	R 505.00	6	R 535.00
FIRE PERMIT	Per site	-	R 535.00	6	R 567.00
INSPECTION – BY-LAWS & REGULATIONS (EXCLUDING CERTIFICATE)	-	-	R 500.00	6	R 530.00
FIRE INSPECTION ON REQUEST (COMMERCIAL USE)	-	-	R 500.00	6	R 530.00
VELD FIRE FIGHTING AS PER	-	-	No charge	-	No charge
VELD FIRE FIGHTING AS PER ACT (FIRE SUPPRESSION) – NON-MEMBERS OF REGISTERED PROTECTION ASSOCIATION			565 per hour per unit	6	600 per hour per unit
AIR SUPPORT	-	-	Cost + 10% + 15%	-	Cost + 10% + 15%

OVERBERG DISTRICT MUNICIPALITY  
26 LONG STREET / PRIVATE BAG X22  
BREDASDORP 7280



27 MAY 2019

TEL: 028 425 1157 • FAX: 028 425 1014  
info@odm.org.za • www.odm.org.za

OVERBERG DISTRICT MUNICIPALITY

TARIFF CATEGORY	UNIT	TARIFF DESCRIPTION	TARIFF	% INCREASE	TARIFF
			2018/2019 (VAT INCLUSIVE) R		2019/2020 (VAT INCLUSIVE) R
ADDITIONAL TARIFFS	-	Any rental of equipment and vehicles-	Cost + 10% + 15%	-	Cost + 10% + 15%
	Per page	Photostat/A4 page	1.2	6	1.3
	Per page	Photostat/A4 page colour	5	6	5.3
	Per page	Computer printouts	14.6	6	15
	Per page	Faxing	29	6	31
	Per cheque	Dishonoured cheques	135	6	143
	Per occurrence	Faulty payments	135	6	143
	Per item	Printing of maps A0 size black	96	6	102
	Per item	Printing of maps A0 size colour	116	6	123
	Per item	Printing of aerial photos A0 size	310	6	329
	Per item	Printing of maps A1 size black	86	6	91
	Per item	Printing of maps A1 size colour	96	6	102
	Per item	Printing of aerial photos A1 size	190	6	201
	Per item	Printing of maps A2 size black	75	6	80
	Per item	Printing of maps A2 size colour	85	6	90
	Per item	Printing of aerial photos A2 size	155	6	164
	Per item	Printing of maps A3 size black	56	6	59
	Per item	Printing of maps A3 size colour	66	6	70
	Per item	Printing of aerial photos A3 size	125	6	133
	Per item	Printing of maps A4 size black	25	6	27
	Per item	Printing of maps A4 size colour	30	6	32
	Per item	Printing of aerial photos A4 size	35	6	37
	Appeal	-	1200	6	1272

OVERBERG DISTRICT MUNICIPALITY  
26 LONG STREET / PRIVATE BAG X22  
BREDASDORP 7280

27 MAY 2019

TEL: 028 425 1157 • FAX: 028 425 1014  
info@odm.org.za • www.odm.org.za

OVERBERG DISTRICT MUNICIPALITY

TARIFF CATEGORY	UNIT	TARIFF DESCRIPTION	TARIFF	% INCREASE	TARIFF
			2018/2019		2019/2020
			(VAT INCLUSIVE)		(VAT INCLUSIVE)
			R		R
NON-REFUNDABLE TENDER DOCUMENT	-	Tender 9 years & 11 months +	1200	6	1272
	-	Tender 5 – 8 years 11 months	600	6	636
	-	Tender 3 years 11 months - 4 years 11 months	245	6	260
	-	3 years	245	6	260
	-	Less than 3 years	120	6	127
	-	Banking Tender	600	6	636
ELECTRONIC NOTICE BOARD	Per day	Private Sector/Business per 24 hours rolling per slide	12	6	13
	Per day	Municipalities (local) per 24 hours rolling per slide	6	6	6.4
PROPERTIES	Per month	Head Office Shaded Parking (Officials only)	28	6	30
ENVIRONMENTAL MANAGEMENT	Per hour	Environmental control officer (ECO) inspections	700	6	742

OVERBERG DISTRICT MUNICIPALITY  
 26 LONG STREET / PRIVATE BAG X22  
 BREDASDORP 7280



27 MAY 2019

TEL: 028 425 1187 • FAX: 028 425 1014  
 info@odm.org.za • www.odm.org.za

OB



# OVERBERG DISTRICT MUNICIPALITY

TARIFF CATEGORY	UNIT	TARIFF DESCRIPTION	TARIFF 2018/2019		TARIFF 2019/2020	
			(VAT INCLUSIVE)	% INCREASE	(VAT INCLUSIVE)	
			R		R	
ROADS TARIFF	2 X posts	Erection of Tourism/Facility signs	445	6.8	470	
	-	Any additional structure posts	320	6.8	340	

TARIFF CATEGORY	UNIT	TARIFF DESCRIPTION	TARIFF 2018/2019		TARIFF 2018/2019	
			(VAT INCLUSIVE)	% INCREASE	(VAT INCLUSIVE)	
			R		R	
WATER QUALITY MONITORING	-	All samples taken on request (except for governmental institutions) R 145 per sample run plus laboratory cost as per contract between ODM and laboratory.	180	6	191	
	-	With the application of a certificate of acceptability (COA) for a premise in an area that do not fall in a WSA: R145.00 per sample run (bacteriological and chemical) plus laboratory cost as per contract between ODM and laboratory.	180	6	191	
	-	In the case of follow up samples in above tariff, if water quality does not comply with the SANS 241 code: R 145.00 per sample run plus laboratory cost as per contract between ODM and laboratory.	180	6	191	
	-	All routine follow up sample runs analysing water quality (bacteriological & chemical ) at premises with a COA	Free	-	0	
MONITORING OF MILK AND MILK PRODUCTS ON REQUEST OF SUPPLIERS	-	All bacteriological & chemical analyses: R145,00 per sample run plus laboratory cost as per contract between ODM and laboratory	180	6	191	
	-	Follow up samples in the case where a sample do not comply to stipulations of the Foodstuffs, Cosmetics and Disinfectants Act: R 145.00 per sample run plus laboratory cost as per contract between ODM and laboratory.	180	6	191	

OVERBERG DISTRICT MUNICIPALITY  
 26 LONG STREET / PRIVATE BAG X22  
 BREDASDORP 7280  
 27 MAY 2019

TEL: 028 425 1157 • FAX: 028 425 1014  
 info@odm.org.za • www.odm.org.za

# OVERBERG DISTRICT MUNICIPALITY

TARIFF CATEGORY	UNIT	TARIFF DESCRIPTION	TARIFF 2018/2019		TARIFF 2018/2019
			(VAT INCLUSIVE) R	% INCREASE	(VAT INCLUSIVE) R
CERTIFICATE FOR EXPORT OF FOOD PRODUCTS	-	-	820	6	869
ISSUING OF CERTIFICATE OF ACCEPTABILITY FOR PREMISES IN TERMS OF THE NATIONAL HEALTH ACT, ACT 61 OF 2003 AND	-	Issuing of Certificates of acceptability: Once off payment	180	6	191
					0
	-	Inspection performed to uplift a prohibition on the use of a premises or facility	510	6	541
	-	Replacement of any applicable COA	180	6	191
ALL OTHER MUNICIPAL HEALTH INSPECTION REPORTS/CERTIFICATES	-	Application for issuing of any Health related report	180	6	191
					0
ISSUING OF HEALTH CERTIFICATE OR REPORT TO REMOVE OR DESTROY FOOD OR FOOD PRODUCTS UNFIT FOR HUMAN CONSUMPTION	-	-	320	6	339
AIR QUALITY CONTROL – COST OF LIVENSING (FUEL BURNING APPLIANCES – COST OF LICENSING OF THESE APPLICATIONS WILL TAKE PLACE ON A SLIDING SCALE)	-	Atmospheric emission tariffs – application fee for license fee (Licence fee determined by Air Quality Act, Act 39 of 2004)	1 530	6	1 622
	-	Processing Fee for application as contemplated in Section 37/44/47 of the Air Quality Act, Act 39 of 2004 – Band 1	5 620	5.2	5 957
	-	Processing Fee for application as contemplated in Section 37/44/47 of the Air Quality Act, Act 39 of 2004 – Band 2	22 800	5.2	24 168
	-	Processing Fee for application as contemplated in Section 37/44/47 of the Air Quality Act, Act 39 of 2004 – Band 3	71 000	5.2	75 260
	-	Processing Fee for application as contemplated in Section 37/44/47 of the Air Quality Act, Act 39 of 2004 – Band 4	142 140	5.2	150 668
	-	Processing Fee for application as contemplated in Section 37/44/47 of the Air Quality Act, Act 39 of 2004 – Band 5	288 350	5.2	305 651

OVERBERG DISTRICT MUNICIPALITY  
26 LONG STREET / PRIVATE BAG X22  
BREDASDORP 7280

27 MAY 2019

TEL: 028 425 1157 • FAX: 028 425 1014  
info@odm.org.za • www.odm.org.za

# OVERBERG DISTRICT MUNICIPALITY

TARIFF CATEGORY	UNIT	TARIFF DESCRIPTION	TARIFF 2018/2019		TARIFF 2018/2019
			(VAT INCLUSIVE) R	% INCREASE	(VAT INCLUSIVE) R
ISSUING OF HEALTH REPORT OR CERTIFICATE (EXCEPT IF REQUESTED BY A GOVERNMENT AUTHORITY)	-	-	180	5.2	191
HEALTH MONITORING OF OPENING OF GRAVES AND/OR REBURIAL	-	-	510	6	541
ATMOSPHERIC	-	Application for new atmospheric emission licence	11 300 per listed activity		11 980 per listed activity
	-	Application for atmospheric emission licence review	11 300 per listed activity		11 980 per listed activity
	-	Application for atmospheric emission licence renewal	5 650 per listed activity		5 990 per listed activity
	-	Application for atmospheric emission licence transfer	2 265	6	2 401
Local Municipalities	-	Health Service	5 per population	6	5,3 per population

TARIFF CATEGORY	UNIT	TARIFF DESCRIPTION	TARIFF 2018/20		TARIFF 2019/20
			(VAT INCLUSIVE) R	% INCREASE	(VAT INCLUSIVE) R
SCRUTINY OF BUILDING PLANS	Per plan	Inspection of any building plan – Cape Agulhas, Theewaterskloof and Swellendam area	6.5% of Building plan cost	None	6.5% of Building plan cost
	Per plan	Inspection of any building plan – Overstrand area	3.9% of Building plan cost	None	3.9% of Building plan cost

OVERBERG DISTRICT MUNICIPALITY  
26 LONG STREET / PRIVATE BAG X22  
BREDASDORP 7280



27 MAY 2019

TEL: 028 425 1157 • FAX: 028 425 1014  
info@odm.org.za • www.odm.org.za

AS

**OVERBERG DISTRICT MUNICIPALITY**  
**UILENKRAALSIMOND RESORT**



27 MAY 2019

TEL: 028 425 1157 • FAX: 028 425 1014  
info@odm.org.za • www.odm.org.za

TARIFF CATEGORY	TARIFF DESCRIPTION	IN SEASON TARIFF 2018/2019 (VAT INCLUSIVE) R	OUT OF SEASON TARIFF - WEEKEND 2018/2019 (VAT INCLUSIVE) R	OUT OF SEASON TARIFF - WEEK 2018/2019 (VAT INCLUSIVE) R	% INCREASE	IN SEASON TARIFF 2019/2020 (VAT INCLUSIVE) R	OUT OF SEASON TARIFF - WEEKEND 2019/2020 (VAT INCLUSIVE) R	OUT OF SEASON TARIFF - WEEK 2019/2020 (VAT INCLUSIVE) R
HOLIDAY HOUSE/BUNGALOW	Bungalows per night	670	535	475	5.93%	710	570	500
	Bungalows (sea view) per night	865	740	640	5.93%	850	780	680
	Wooden House per night	980	830	700	6.21%	1 000	880	740
	Breakage deposit (no VAT payable)	380	360	360	5.26%	400	400	400
	Cancellation fee (Only payable if re-let)	130	130	130	6.15%	138	138	138
	Cancellation fee per occasion (Only payable if not re-let)	50% of reservation amount	50% of reservation amount	50% of reservation amount	-	50% of reservation amount	50% of reservation amount	50% of reservation amount
	Access card -- deposit per card	70	70	70	7.14%	75	75	75
	Caravan/tent site per person per night (maximum 6 persons)	395	270	182	6.26%	420	290	190
	Caravan/tent site per person per night (out of season only)	0	80	80	6.25%	0	85	85
	Cancellation fee (Only payable if re-let)	135	135	135	2.22%	138	138	138
CARAVAN/TENT SITES	Cancellation fee per occasion (Only payable if not re-let)	50% of reservation amount	50% of reservation amount	50% of reservation amount	-	50% of reservation amount	50% of reservation amount	50% of reservation amount
	Access card -- deposit per card	70	70	70	7.14%	75	75	75
	Day visitors per site per person per day camping site (08:00 - 17:00)	27	27	27	11.11%	30	30	30
	Vehicle per day (08:00 - 17:00) (Excluding in-season)	0	42	42	6.00%	0	45	45
	Mini-bus per day (08:00 - 17:00) (Excluding in-season)	0	54	54	11.11%	0	60	60
	Bus per day (08:00 - 17:00) (Excluding in-season)	0	128	128	9.38%	0	140	140
	Rental open area per 50 m <sup>2</sup>	Free	Free	Free	0.00%	Free	Free	Free
	Parking per vehicle/boat per day	38	38	38	-47.37%	20	20	20
	Extra persons per site per person per day -- caravan/tent sites and bungalows	66	66	66	6.00%	70	70	70
	Extra vehicle per day caravan/tent sites, bungalows & semi-permanent sites	38	38	38	6.00%	40	40	40
HALL	Hall hire per occasion per day	775	775	775	5.81%	820	820	820
	Breakage deposit	385	385	385	3.90%	400	400	400
	Cancellation fee (Only payable if re-let)	128	128	128	7.81%	138	138	138
	Cancellation fee per occasion (Only payable if not re-let)	50% of reservation amount	50% of reservation amount	50% of reservation amount	-	50% of reservation amount	50% of reservation amount	50% of reservation amount
	Rental of bedding per unit per occasion	70	70	70	6.00%	74	74	74
	Rental per month (including basic services)	4 495	4 495	4 495	6.00%	4 765	4 765	4 765
	Water per kilo litre	6.80	6.80	6.80	6.00%	7.21	7.21	7.21
	Water deposit -- service connection	840	840	840	6.00%	890	890	890
	Service deposit	1 340	1 340	1 340	6.00%	1 420	1 420	1 420
	Water services connection fee (per connection)	180	180	180	6.00%	191	191	191
SEMI-PERMANENT (INCLUDING BASIC SERVICES)	Water re-connection for defaulters	Cost + 15% + 15%	Cost + 15% + 15%	Cost + 15% + 15%	-	Cost + 15% + 15%	Cost + 15% + 15%	Cost + 15% + 15%
	Pots to 150m <sup>2</sup> (per year)	14 135	14 135	14 135	6.00%	14 983	14 983	14 983
	Pots 151 m <sup>2</sup> - 200m <sup>2</sup> (per year)	15 735	15 735	15 735	6.00%	16 679	16 679	16 679
	Pots 201m <sup>2</sup> - 300m <sup>2</sup> (per year)	17 450	17 450	17 450	6.00%	18 497	18 497	18 497
	Pots 301m <sup>2</sup> - 350m <sup>2</sup> (per year)	18 950	18 950	18 950	6.00%	20 087	20 087	20 087
	Pots 350m <sup>2</sup> + (per year)	20 770	20 770	20 770	6.00%	22 016	22 016	22 016
	Blocked sewerage and water supply repair work	385	385	385	6.00%	408	408	408
	Sewerage connection with new work (once-off)	5 455	5 455	5 455	6.00%	5 782	5 782	5 782
	Electricity tariff per unit	2.55	2.55	2.55	6.00%	2.70	2.70	2.70
	Electricity Availability Tariff per month	260	260	260	6.00%	276	276	276

BUDGET MTREF 2019/20 - 2021/2022

OVERBERG DISTRICT MUNICIPALITY

UILENKRAALSMOND RESORT		TARIFF DESCRIPTION	IN SEASON TARIFF 2018/2019 (VAT INCLUSIVE) R	OUT OF SEASON TARIFF - WEEKEND 2018/2019 (VAT INCLUSIVE) R	OUT OF SEASON TARIFF - WEEK 2018/2019 (VAT INCLUSIVE) R	% INCREASE	IN SEASON TARIFF 2019/2020 (VAT INCLUSIVE) R	OUT OF SEASON TARIFF - WEEKEND 2019/2020 (VAT INCLUSIVE) R	OUT OF SEASON TARIFF - WEEK 2019/2020 (VAT INCLUSIVE) R
SEMI-PERMANENT DEFAULT SERVICES		Cutting of grass semi-permanent plot	395	395	395	6.33%	420	420	420
		Removal of rubbish semi-permanent plot	395	395	395	6.33%	420	420	420
		Builders per person per day	0	25	25	20.00%	0	30	30
		Builders vehicles per day	0	40	40	0.00%	0	40	40
		Registration service providers operating in the Resort	0	1 000	1 000	0.00%	0	1 000	1 000
		Administrative costs transfer of rental agreement	575	575	575	4.35%	600	600	600
		Administrative costs renewal of rental agreement	285	285	285	5.26%	300	300	300
		Groups of 20 - 50 persons	-	15% discount	15% discount	-	-	15% discount	15% discount
		Groups of 51 - 100 persons	-	20% discount	20% discount	-	-	20% discount	20% discount
		Groups of 101 - 200 persons	-	25% discount	25% discount	-	-	25% discount	25% discount
SEMI-PERMANENT RENEWAL AND TRANSFERRALS OF CONTRACTS		Groups of more than 200 persons	-	30% discount	30% discount	-	-	30% discount	30% discount
		Caravan Groups 20-50 (maximum 6 per caravan)	-	30% discount	30% discount	-	-	30% discount	30% discount
		Caravan Groups 51-100 (maximum 6 per caravan)	-	40% discount	40% discount	-	-	40% discount	40% discount
		Caravan Sites 7-14 days (6 person & 2 vehicles per caravan)	-	30% discount	30% discount	-	-	30% discount	30% discount
		Caravan Sites 15-21 days (6 person & 2 vehicles per caravan)	-	35% discount	35% discount	-	-	35% discount	35% discount
		Caravan Sites monthly tariff (maximum 2 persons & 1 vehicle)	0	2 020	2 020	5.94%	0	2 140	2 140
		Pensioners	-	30% discount	15% discount	-	-	30% discount	15% discount
		Contractors (longer than 1 month)	-	15% discount	15% discount	-	-	15% discount	15% discount
		Staff	-	40% discount	40% discount	-	-	40% discount	40% discount
		In Season	-	-	-	-	-	-	-
REDUCED TARIFFS (EXCLUDING 10 DECEMBER - 10 JANUARY OF NEXT YEAR AND EASTER WEEKEND)		Out of Season	-	Excluding 10 December - 10 January of next year & Easter Weekend	Excluding 10 December - 10 January of next year & Easter Weekend	-	-	Excluding 10 December - 10 January of next year & Easter Weekend	Excluding 10 December - 10 January of next year & Easter Weekend
		Week	Sunday 14:00 - Thursday 10:00	Sunday 14:00 - Thursday 10:00	Sunday 14:00 - Thursday 10:00	-	Sunday 14:00 - Thursday 10:00	Sunday 14:00 - Thursday 10:00	Sunday 14:00 - Thursday 10:00
		Weekend	Thursday 14:00 - Sunday 10:00	Thursday 14:00 - Sunday 10:00	Thursday 14:00 - Sunday 10:00	-	Thursday 14:00 - Sunday 10:00	Thursday 14:00 - Sunday 10:00	Thursday 14:00 - Sunday 10:00

OVERBERG DISTRICT MUNICIPALITY  
26 LONG STREET / PRIVATE BAG X22  
BREDASDORP 7280



27 MAY 2019

TEL: 028 425 1157 • FAX: 028 425 1014  
info@odm.org.za • www.odm.org.za

SEASON- AND OTHER TIMES

*[Handwritten signature]*



OVERBERG DISTRICT MUNICIPALITY

27 MAY 2019

TARIFF CATEGORY	TARIFF DESCRIPTION	IN SEASON TARIFF 2018/2019 (VAT INCLUSIVE) R	OUT OF SEASON TARIFF - WEEK 2018/2019 (VAT INCLUSIVE) R	IN SEASON TARIFF 2019/2020 (VAT INCLUSIVE) R	OUT OF SEASON TARIFF - WEEK 2019/2020 (VAT INCLUSIVE) R	% INCREASE	IN SEASON TARIFF 2019/2020 (VAT INCLUSIVE) R	OUT OF SEASON TARIFF - WEEK 2019/2020 (VAT INCLUSIVE) R	OUT OF SEASON TARIFF - WEEK 2019/2020 (VAT INCLUSIVE) R
DIE DAM RESORT	Bungalows per night	750	630	795	485	6.17%	795	485	515
	Breakage deposit (no VAT payable)	380	380	400	380	5.26%	400	380	400
	Cancellation fee (Only payable if re-let)	130	130	138	130	6.00%	138	138	138
	Cancellation fee per occasion (Only payable if not re-let)	50% of reservation amount	50% of reservation amount	50% of reservation amount	50% of reservation amount	-	50% of reservation amount	50% of reservation amount	50% of reservation amount
HOLIDAY HOUSE/BUNGALOW	Access card - deposit per card	70	70	75	70	7.14%	75	75	75
	Caravan/Tent site per night (maximum 6 persons) with electricity	355	295	380	250	5.56%	380	310	260
	Caravan/Tent site per night (maximum 6 persons) without electricity	305	245	320	235	5.69%	320	260	250
	Caravan/Tent site per person per night (out of season only)	0	80	0	80	6.00%	0	85	85
CARAVAN/TENT SITES	Cancellation fee (Only payable if re-let)	128	128	138	128	7.81%	138	138	138
	Cancellation fee per occasion (Only payable if not re-let)	50% of reservation amount	50% of reservation amount	50% of reservation amount	50% of reservation amount	-	50% of reservation amount	50% of reservation amount	50% of reservation amount
	Access card - deposit per card	35	35	40	35	14.29%	40	40	40
	Extra persons per site per person per day - caravan/tent sites and bungalows	25	25	30	25	20.00%	30	30	30
ADDITIONAL PERSONS/VEHICLES	Extra vehicle per vehicle day caravan/tent sites, bungalows & semi-permanent sites	38	38	40	38	6.00%	40	40	40
	Day visitors per site per person per day camping site (08:00 - 17:00)	25	25	30	25	20.00%	30	30	30
	Vehicle per day (08:00 - 17:00) (Excluding in-season)	38	38	40	38	6.00%	40	40	40
	Mini-bus per day (08:00 - 17:00) (Excluding in-season)	50	50	50	50	0.00%	50	50	50
DAY VISITORS	Bus per day (08:00 - 17:00) (Excluding in-season)	128	128	140	128	9.38%	140	140	140
	Children 5 years and younger	Free	Free	Free	Free	-	Free	Free	Free
	Plot tariff per year	14 130	14 130	14 978	14 130	6.00%	14 978	14 978	14 978
	Plettenberg plot tariff per year	17 020	17 020	18 041	17 020	6.00%	18 041	18 041	18 041
SEMI-PERMANENT (INCLUDING BASIC SERVICES)	Electricity tariff per unit	2.55	2.55	2.70	2.55	6.00%	2.70	2.70	2.70
	Electricity Availability Tariff per month (semi-permanent plots)	260	260	276	260	6.00%	276	276	276
	Cutting of grass semi-permanent plot	385	385	408	385	6.00%	408	408	408
	Removal of rubbish semi-permanent plot	385	385	408	385	6.00%	408	408	408
SEMI-PERMANENT DEFAULT SERVICES	Builders per person per day	0	25	0	25	20.00%	0	30	30
	Builders per vehicle per day	0	40	0	40	0.00%	0	40	40
	Registration service providers operating in the Resort	1 000	1 000	0	1 000	-	0	1 000	1 000
	Administrative costs transfer of rental agreement	575	575	600	575	4.35%	600	600	600
SEMI-PERMANENT RENEWAL AND TRANSFERRALS OF CONTRACTS	Administrative costs renewal of rental agreement	280	280	300	280	7.14%	300	300	300

OVERBERG DISTRICT MUNICIPALITY

DIE DAM RESORT		TARIFF DESCRIPTION	IN SEASON TARIFF 2018/2019 (VAT INCLUSIVE) R	OUT OF SEASON TARIFF - WEEKEND 2018/2019 (VAT INCLUSIVE) R	% INCREASE	IN SEASON TARIFF 2019/2020 (VAT INCLUSIVE) R	OUT OF SEASON TARIFF - WEEKEND 2019/2020 (VAT INCLUSIVE) R	OUT OF SEASON TARIFF - WEEK 2019/2020 (VAT INCLUSIVE) R
TARIFF CATEGORY		Groups of 20 – 50 persons	- 15% discount	15% discount	-	-	15% discount	15% discount
		Groups of 51 – 100 persons	- 20% discount	20% discount	-	-	20% discount	20% discount
		Groups of 101 – 200 persons	- 25% discount	25% discount	-	-	25% discount	25% discount
		Groups of more than 200 persons	- 30% discount	30% discount	-	-	30% discount	30% discount
		Caravan Groups 20-50 (maximum 6 per caravan)	- 30% discount	30% discount	-	-	30% discount	30% discount
		Caravan Groups 51-00 (maximum 6 per caravan)	- 40% discount	40% discount	-	-	40% discount	40% discount
		Caravan Sites 7-14 days (6 person & 2 vehicles per caravan)	- 30% discount	30% discount	-	-	30% discount	30% discount
		Caravan Sites 15-21 days (6 person & 2 vehicles per caravan)	- 35% discount	35% discount	-	-	35% discount	35% discount
		Caravan Sites monthly tariff (maximum 2 persons & 1 vehicle)	0	2 020	5.94%	0	2 140	2 140
		Pensioners	-	15% discount	-	-	30% discount	30% discount
	Contractors (longer than 1 month)	-	15% discount	-	-	15% discount	15% discount	
	Staff	-	40% discount	-	-	40% discount	40% discount	
	In Season		10 December – 10 January of next year & Easter Weekend			10 December – 10 January of next year & Easter Weekend		
	Out of Season		Excluding 10 December – 10 January of next year & Easter Weekend			Excluding 10 December – 10 January of next year & Easter Weekend		
	Week		Sunday 14:00 – Thursday 10:00			Sunday 14:00 – Thursday 10:00		Sunday 14:00 – Thursday 10:00
	Weekend		Thursday 14:00 – Sunday 10:00			Thursday 14:00 – Sunday 10:00		Thursday 14:00 – Sunday 10:00
SEASON- AND OTHER TIMES								

OVERBERG DISTRICT MUNICIPALITY  
 26 LONG STREET / PRIVATE BAG X22  
 BREDASDORP 7280



27 MAY 2019

TEL: 028 425 1157 • FAX: 028 425 1014  
 info@odm.org.za • www.odm.org.za

# OVERBERG DISTRICT MUNICIPALITY

TARIFF CATEGORY	UNIT	TARIFF DESCRIPTION	TARIFF	% INCREASE	TARIFF
			2018/2019 (15% VAT INCLUSIVE) R		2019/2020 (15% VAT INCLUSIVE) R
KARWYDERSKRAAL	Dumping	Cost per tonne - dumping clean building rubble up to the size of a brick (cover material)		New	Free of charge
	Dumping	Cost per tonne - Dumping of general Household waste - Private		New	217.45
	Dumping	Cost per Tonne-General Household Waste - Municipalities	88	7%	94.20
	Dumping	Cost per tonne - dumping building rubble (oversize/clean)		New	100
	Dumping	Cost per tonne - dumping contaminated builders rubble		New	220
	Dumping	Cost per tonne - rehabilitation contribution municipalities	13.53	6%	14.33

OVERBERG DISTRICT MUNICIPALITY  
26 LONG STREET / PRIVATE BAG X22  
BREDASDORP 7280



27 MAY 2019

TEL: 028 425 1157 • FAX: 028 425 1014  
info@odm.org.za • www.odm.org.za

*Handwritten initials*



## 4. MFMA Municipal Budget Circular for the 2019/2020 MTREF



NATIONAL TREASURY

**MFMA Circular No. 93**

**Municipal Finance Management Act No. 56 of 2003**

OVERBERG DISTRICT MUNICIPALITY  
26 LONG STREET / PRIVATE BAG X22  
BREDASDORP 7280



27 MAY 2019

TEL: 028 425 1157 • FAX: 028 425 1014  
info@odm.org.za • www.odm.org.za

## Municipal Budget Circular for the 2019/20 MTREF

### CONTENTS

<b>1. THE SOUTH AFRICAN ECONOMY AT A CROSSROADS .....</b>	<b>62</b>
<b>2. KEY FOCUS AREAS FOR THE 2019/20 BUDGET PROCESS .....</b>	<b>63</b>
2.1 LOCAL GOVERNMENT CONDITIONAL GRANTS AND ADDITIONAL ALLOCATIONS .....	63
2.2 TABLING OF FUNDED BUDGETS .....	65
2.3 ADDRESSING THE GROWING FINANCIAL CRISIS IN MUNICIPALITIES .....	65
2.4 MUNICIPAL STANDARD CHART OF ACCOUNTS (MSCOA) .....	66
<b>3. THE REVENUE BUDGET .....</b>	<b>68</b>
3.1 MAXIMISING THE REVENUE GENERATION OF THE MUNICIPAL REVENUE BASE .....	68
3.2 ESKOM BULK TARIFF INCREASES .....	70
3.3 WATER TARIFF INCREASES .....	70
<b>4. FUNDING CHOICES AND BUDGETING ISSUES .....</b>	<b>70</b>
4.1 EMPLOYEE RELATED COSTS .....	71
4.2 REMUNERATION OF COUNCILORS .....	71
4.3 BUDGETING FOR TRADE PAYABLES ON TABLE SA3 .....	71
4.4 BUDGETING FOR INVENTORY: WATER .....	72
<b>5. CONDITIONAL GRANT TRANSFERS TO MUNICIPALITIES .....</b>	<b>73</b>
5.1 SUMMARY OF CHANGES IN THE DIVISION OF REVENUE AMENDMENT BILL, 2018 .....	73
5.2 CONDITIONAL GRANT MONITORING SUPPORT AND NON-COMPLIANCE OF IN YEAR MONITORING .....	75
5.3 SUPPORT AFFORDED TO MUNICIPALITIES REFLECTING SIGNIFICANT UNDERSPENDING .....	75
5.4 2017/18 UNSPENT CONDITIONAL GRANT PROCESS .....	76
<b>6. PREPARATION OF MUNICIPAL BUDGETS FOR 2019/20 MTREF .....</b>	<b>76</b>
6.1 SCHEDULE A1 VERSION TO BE USED FOR THE 2019/20 MTREF .....	76
6.2 ASSISTANCE WITH THE COMPILATION OF BUDGETS .....	77
<b>7. BUDGET PROCESS AND SUBMISSIONS FOR THE 2019/20 MTREF .....</b>	<b>78</b>
7.1 SUBMITTING BUDGET DOCUMENTATION AND SCHEDULES FOR 2019/20 MTREF .....	78
7.2 RETIREMENT OF THE BUDGET REFORM RETURNS (APPENDIX B) .....	80
7.3 BUDGET VERIFICATION PROCESS .....	80
7.4 PUBLICATION OF BUDGETS ON MUNICIPAL WEBSITES .....	81
<b>ANNEXURE A – CHANGES TO MSCOA VERSION 6.3 .....</b>	<b>81</b>
<b>ANNEXURE B – CHANGES TO SCHEDULE A1 – THE ‘EXCEL FORMATS’ .....</b>	<b>82</b>
<b>ANNEXURE C – PARTICIPATION IN RT15-2016 VODACOM TRANSVERSAL CONTRACT .....</b>	<b>83</b>
<b>ANNEXURE D – MFMA CIRCULAR NO. 71 ALIGNED MSCOA DASHBOARD .....</b>	<b>83</b>

# OVERBERG DISTRICT MUNICIPALITY

7 December 2018

OVERBERG DISTRICT MUNICIPALITY  
26 LONG STREET / PRIVATE BAG X22  
BREDASDORP 7280



27 MAY 2019

TEL: 028 425 1157 • FAX: 028 425 1014  
info@odm.org.za • www.odm.org.za

## Introduction

This circular comes at a time where National Treasury needed to respond to a call by the President of the Republic of South Africa for a stimulus package and the implementation of the recovery plan in order to stimulate the economy. The stimulus package call responds to amongst others the recent technical recession, the high percentage of unemployment that sits at 27 per cent, slow economic growth, weakening of the currency amidst rising global interest rates and the strengthening of the US dollar affecting most developing countries.

Local government has a vital role to play in turning around the economy. In many areas of the country, municipal finances are under pressure. This is the result of the rising cost of delivering basic services and weak financial planning and controls, with poor management decisions leading to underinvestment in and insufficient maintenance of infrastructure. In some cases, corrupt practices have taken root in local administrations. Over the period ahead, national transfers to local government will continue to support the delivery of basic services, while incentivising improved performance and the turnaround of troubled municipalities.

In the local space, fiscal prudence cannot be overemphasised, renewed attitude towards revenue management, improvement of governance and financial management to support service delivery including the adoption of funded budgets and implementation of the municipal standard chart of accounts and the long awaited plan to infuse consequence management for maladministration must be the primary way to respond to a stimulus package plan by the President.

**The purpose of the annual MFMA budget circular** is to guide municipalities with their compilation of the 2019/20 Medium Term Revenue and Expenditure Framework (MTREF), in particular to ensure that funded budgets are adopted by municipal Councils. This means that expenditure must be contained within realistic revenue projections.

In 2010 National Treasury introduced the local government budget and financial reform agenda and since then several projects to further this agenda have been introduced. The current implementation of the Municipal Standard Chart of Accounts (*mSCOA*) and the accompanying “game changers” signals a smarter way forward to strengthening local government finances.

Among the objectives of this budget circular is to demonstrate how municipalities should undertake annual budget preparation in accordance with the budget and financial reform agenda and associated “game changers”.



27 MAY 2019

Municipalities are reminded to refer to the annual budget circulars of the previous years for guidance on budget preparation that is not covered in this circular.

TEL: 028 425 1157 • FAX: 028 425 1014  
info@odm.org.za • www.odm.org.za

## 1. The South African economy at a crossroads

South Africa finds itself at a crossroads. The Medium Term Budget Policy Statement (MTBPS) presented by the Minister of Finance, Mr Tito Mboweni highlights the difficult economic and fiscal choices confronting government over the next several years. In the 2018 MTBPS, the Minister of Finance stated that given *the current economic climate the country faces, the government is confronted by difficult economic and fiscal choices over the medium term*. The Minister further indicated that South Africa needs to choose a path that leads to faster and more inclusive economic growth and strengthens private and public sector investment. The path should also stabilise and reduce the national debt, as South Africa cannot afford to borrow at the rate we are currently borrowing at.

The 2018 Budget set out expectations of improved economic performance that proved premature. During the first half of this year, South Africa experienced a technical recession – that is, declining of the two consecutive quarters of Gross Domestic Product (GDP) – driven primarily by contractions in agriculture and mining.

A strengthening US dollar and rising global interest rates have triggered fiscal crises in several major developing countries. South Africa's inflation targeting regime, flexible exchange rate and prudent debt management strategy have protected the economy from some of the global fallout. However, these events have led to a sharp depreciation of the Rand and large increases in government bond yields. It is important to note that the 2018 projected GDP growth forecast has been revised down from 1.5 per cent to 0.7 per cent. Growth is expected to recover gradually to over 2 per cent in 2021 as confidence returns and investment gathers pace.

To promote a return to faster growth and job creation, the President announced an economic stimulus and recovery plan in September 2018. The initiative focuses on five interventions:

- Implementing growth-enhancing economic reforms;
- Reprioritising public spending to support economic growth and job creation;
- Establishing an infrastructure fund;
- Addressing urgent matters in education and health; and • Investing in municipal social infrastructure improvement.

Increased investment in social and economic infrastructure will be a focus of economic recovery over the medium term. This requires an increased role for private sector and better implementation of government's existing plans.

Similar to the same period last year (2017), the country's tax collection targets have not been met, further reducing the funds available to allocate across the three spheres of government.

The following macro-economic forecasts must be considered when preparing the 2019/20 MTREF municipal budgets.

# OVERBERG DISTRICT MUNICIPALITY

**Table 1.1 Macroeconomic projections, 2017 – 2021**

Calendar year	2017 Actual	2018 Estimate	2019	2020	2021
			Forecast		
<i>Percentage change unless otherwise indicated</i>					
Household consumption	2.2	1.6	1.9	2.3	2.6
Gross fixed-capital formation	0.4	0.9	1.5	2.1	2.9
<b>Real GDP growth</b>	<b>1.3</b>	<b>0.7</b>	<b>1.7</b>	<b>2.1</b>	<b>2.3</b>
<b>GDP at current prices (R billion)</b>	<b>4,651.8</b>	<b>4,949.1</b>	<b>5,317.2</b>	<b>5,724.1</b>	<b>6,167.2</b>
CPI inflation	5.3	4.9	5.6	5.4	5.4
Current account balance (% of GDP)	-2.4	-3.2	-3.2	-3.7	-3.9

Source: Reserve Bank and National Treasury

Note: the fiscal year referred to is the national fiscal year (April to March) which is more closely aligned to the municipal fiscal year (July to June) than the calendar year inflation.

OVERBERG DISTRICT MUNICIPALITY  
26 LONG STREET / PRIVATE BAG X22  
BREDASDORP 7280



27 MAY 2019

## 2. Key focus areas for the 2019/20 budget process

TEL: 028 425 1157 • FAX: 028 425 1014  
info@odm.org.za • www.odm.org.za

### 2.1 Local government conditional grants and additional allocations

The proposed division of revenue continues to prioritise funding services for poor communities. Allocations to local government subsidise the cost of delivery of free basic services to low-income households, and the infrastructure needed to deliver those services.

The 2018 Medium Term Budget Policy Statement (MTBPS) indicates transfers to local government for the 2019 MTEF are R415.5 billion, of which R269.2 billion is in the form of unconditional allocations while the remainder is conditional grant funding. The allocations for local government over the medium term represent 8.9 per cent of non-interest expenditure and grows to 9.1 per cent during the same period, which constitutes an increase of 7.2 per cent. These are notable increases from 2018 MTEF, which require municipalities, despite the rising cost of providing basic services, find innovative, effective and efficient ways of making better use of the limited resources, given the current economic situation.

The equitable share and the allocation of the general fuel levy to local government constitute unconditional funding. Municipalities are reminded that this funding allocation is formula driven and designed to fund the provision of free basic services to disadvantaged communities.

Conditional grant funding must be utilised for the intended purpose within the stipulated timeframes, as specified in the annual Division of Revenue Act. Monies not spent must be returned to the fiscus and requests for roll-overs will only be considered where unforeseen and unavoidable circumstances led to underspending of conditional grants.

The annual Division of Revenue Bill will be tabled in February 2019 when the Minister of Finance delivers the budget speech. The grant allocations will be specified in this Bill and municipalities must reconcile their budgets to the numbers published therein.

*Handwritten signature*

## OVERBERG DISTRICT MUNICIPALITY

Municipalities are advised to use the indicative numbers presented in the 2018 Division of Revenue Act to compile their 2019/20 MTREF. In terms of the outer year allocations (2021/22 financial year), it is proposed that municipalities conservatively limit funding allocations to the indicative numbers as proposed in the 2018 Division of Revenue Act for 2020/21. The DoRA is available at:

<http://www.treasury.gov.za/documents/national%20budget/2018/default.aspx>

OVERBERG DISTRICT MUNICIPALITY  
26 LONG STREET / PRIVATE BAG X22  
BREDASDORP 7280

27 MAY 2019

### **Changes to local government allocations**

TEL: 028 425 1157 • FAX: 028 425 1014  
info@odm.org.za • www.odm.org.za

- Over the MTEF period, R415.5 billion will be transferred to local government, including R146.3 billion in infrastructure conditional grants. The largest transfer to municipalities is the local government equitable share, which grows by 9.9 per cent in 2019/20, 9.7 per cent in 2020/21 and 8.6 per cent in 2021/22. These above-inflation increases are due to expected growth in household numbers, and higher bulk water and electricity costs.
- Government will strengthen municipal capacity to improve the use of these allocations. Although the rules have been changed to allow municipalities to use grant funds to refurbish infrastructure, develop water conservation projects and maintain roads if certain conditions are met – few municipalities have taken advantage of these provisions. The national departments that administer these grants are improving their capacity to support municipalities and to assess proposed projects.
- It should be emphasised that the widespread decline in the quality and performance of essential municipal infrastructure significantly constrains the potential for inclusive economic growth. Municipalities should prioritise the maintenance and where necessary the refurbishment of essential municipal infrastructure.
- In many areas of the country, municipal finances are under pressure. This is the result of the rising cost of delivering basic services and weak financial planning and controls, with poor management decisions leading to underinvestment in and insufficient maintenance of infrastructure. In some cases, corrupt practices have taken root in local administrations. Over the period ahead, national transfers to local government will continue to support the delivery of basic services, while incentivising improved performance and the turnaround of troubled municipalities.
- The Department of Cooperative Governance (DCoG) has managed the process to assess applications from municipalities to shift from the Municipal Infrastructure Grant to the new Integrated Urban Development Grant. This new grant has different planning requirements and incentives intended to more integrated developments and greater leveraging of non-grant finance. Several municipalities applied to join this grant during 2018 and the Department of Cooperative Governance (DCoG) will notify those municipalities that have qualified. All other non-metropolitan municipalities should continue to adhere to the Municipal Infrastructure Grant's project registration processes in preparation for 2019/20.
- More than 3.1 million South Africans live in informal settlements, over half of which are in metropolitan municipalities. Over the medium term, informal-settlement upgrading will intensify. On-site upgrading of settlements involves providing municipal services and security of tenure to households. This will encourage residents to improve their own dwellings. Public programmes and funding mechanisms will focus on allowing more flexible and differentiated improvements to settlements. Government will prioritise engagement with communities and their inclusion in upgrading, for example through helping to build and maintain infrastructure. New conditions and ring-fenced funding for upgrading will be included in the urban settlements development grant for metropolitan areas and the human settlements development grant for

## OVERBERG DISTRICT MUNICIPALITY

provinces in 2019/20. Following the pilot phase, government intends to introduce separate metropolitan and provincial grants for informal settlement upgrading. With most electrification backlogs in metros in informal settlements, it is also proposed that allocation of the integrated national electrification programme (municipal) grant be incorporated into the integrated grant mechanism in these cities.



OVERBERG DISTRICT MUNICIPALITY  
26 LONGESTRETE PRIVATE BAG XI  
BREDASDORP 7280

27 MAY 2019

### **Reforms to local government fiscal framework**

Metropolitan areas and other large cities fund most of their operational budgets from revenues they raise themselves. There is ample scope for creditworthy municipalities with strong financial management to increase local capital investment by expanding municipal borrowing. In 2017/18, half of infrastructure spending by metros and large cities was still funded from transfers, primarily from national government. Reforms over the medium term will enhance the ability of municipalities to raise revenue to invest in their own development.

TEL: 088 425 1014 FAX: 028 425 1014  
info@odm.org.za www.odm.org.za

Government will introduce: Policy reforms to clarify the role of development finance institutions in municipal borrowing and to regulate municipal development charges are under way to broaden municipal access to private capital markets. Financing arrangements with development finance institutions and multilateral development institutions will include much needed technical assistance to improve project planning, preparation and implementation. Government is also updating the policy framework for municipal borrowing and financial emergencies.

The purpose is to establish a system which not only ensures stability and certainty in local government finances, but also seeks to implicitly create incentives and attract more players in the municipal debt market space, i.e. insurers, pension funds, fund managers and DFIs.

### **2.2 Tabling of funded budgets**

The importance of tabling funded budgets is highlighted in MFMA Circular No. 74 and 89. Adopting a funded budget has become more critical now than before as it has direct bearing on the financial sustainability of the institution. It has been agreed that no municipality will adopt an unfunded budget in the future. There are cases that may warrant a plan as this may not be achievable over one year. As a result, such municipalities must, together with their 2019/20 MTREF budget, table a plan in a municipal council on how and by when the budget will improve from an unfunded to a funded position. This will be essential when the National and provincial treasuries are assessing the budget to determine its credibility. The assessment of the 2018/19 MTREF budgets have shown a deterioration with more budgets being unfunded. Plans and support will have to be re-evaluated to produce a positive outcome.

### **2.3 Addressing the growing financial crisis in municipalities**

In 2018/19, 113 municipalities adopted unfunded budgets, compared to 83 in the prior year. In addition, municipalities owe more than R23 billion in arrears, including to Eskom and water boards. Although the primary responsibility to resolve these financial problems rests with municipalities themselves, the Constitution states that when a municipality is in financial crisis, the provincial government must intervene – and if the province is not able to, then national government must do so. However, few past interventions have succeeded in producing a sustained turnaround.

Over R2.5 billion has been allocated per year over the 2019/20 MTREF to enable National and provincial treasuries to better manage interventions. This will strengthen the National Treasury's Municipal Financial Recovery Service (MFRS) capacity to draft financial recovery plans for municipalities and that

## OVERBERG DISTRICT MUNICIPALITY

of provinces to implement these plans. These recovery plans set revenue and spending targets for the municipality and identify specific revenue-raising measures.

The new grant that government had proposed to help municipalities facing financial crisis will no longer be introduced. The funds set aside for this will instead be reprioritised for other initiatives that will assist the turnaround of municipalities. Ultimately, sustainable financial recovery will require improved governance within the affected municipalities following the intervention. And better use of grants, together with improved maintenance, will also reduce pollution from wastewater treatment works, which has become a more pressing concern in a number of municipalities.

Government also provides extensive support to build municipal capacity, including over R2.5 billion per year allocated for this purpose in the budget. The growing number of distressed municipalities indicates the need to make better use of these resources. The current system will be reviewed during 2019.

OVERBERG DISTRICT MUNICIPALITY  
26 LONG STREET / PRIVATE BAG X22  
BREDASDORP 7280



27 MAY 2019

### 2.4 Municipal Standard Chart of Accounts (*m*SCOA)

#### ***Release of Version 6.3 of the Chart***

TEL: 028 425 1157 • FAX: 028 425 1014  
info@odm.org.za • www.odm.org.za

On an annual basis, the *m*SCOA chart is reviewed to address implementation challenges and correct chart related errors. Towards this end, Version 6.3 is released with this circular (see Annexure A). Version 6.3 of the chart will be effective from 2019/20 and must be used to compile the 2019/20 MTREF and is available on the link below:

<http://mfma.treasury.gov.za/RegulationsandGazettes/MunicipalRegulationsOnAStandardChartOfAccountsFinal/Pages/default.aspx>

#### ***Amendments of adopted budget errors during the adjustments budget***

During the 2018/19 budget verification process it was evident that municipalities are still not able to align *m*SCOA original budget data string to the original budget adopted by municipal council. The root cause for the discrepancies is that municipalities do not plan, test and generate the Schedules A1 directly from the financial systems but prepare the Schedules A1 manually on excel spreadsheets and then captured the tabled and original budgets on the system (or worse, the core system vendor does it for them) after these were tabled and adopted in Council.

Furthermore, some municipalities prepared their tabled budgets in the financial system but made changes to it during community consultation and council meeting(s). These changes were effected to the Schedule A that served before Council but never made on the financial system. Hence, the municipality started transacting against the tabled budget on the system instead of the adopted budget. In terms of the *m*SCOA Regulations, the budget must be approved and locked on the financial system prior to the municipality transacting against it on the financial system.

In terms of the MFMA and Municipal Budget and Reporting Regulations, errors in the budget can only be corrected during the adjustments budget process. Municipalities should therefore ensure that their adjusted budget data strings align to Schedule B adopted by municipal council. National and provincial treasuries will undertake a verification process on the adjusted budgets in relation to the data strings. Municipalities are advised to submit the draft adjusted budget data strings and Schedule B in advance for verification purposes to ensure that aligned documents are adopted by municipal council by 28 February 2019.

OVERBERG DISTRICT MUNICIPALITY  
**Changing of the Core Financial System**

TEL: 028 425 1167 • FAX: 028 425 1014  
info@odm.org.za • www.odm.org.za

Municipalities must follow the required due diligence processes required in terms of MFMA Circular 80 and mSCOA Circulars No. 5 and 6 prior to changing their core financial systems. In terms of these circulars:

A municipality must conduct an ICT due diligence of all the existing ICT system(s).

1. Once this ICT Due Diligence has been completed, the municipality's mSCOA Project Steering Committee (chaired by the Accounting Officer) must:
  - a) Assess whether the municipality's existing system(s) as a package, meets the systems comply with the functionality requirements for its category and 15 business processes required in terms of mSCOA. This should be the main consideration in the decision on whether a new financial system is required;
  - b) Consider the cost of any additional functionality the municipality will have to procure from its existing package of service provider(s) and the affordability thereof to the municipality considering its budget. Importantly, if a municipality did not budget to purchase or upgrade their core financial system or any component thereof in the budget adopted by Council, then the purchase will have to be deferred to the next financial year to avoid irregular expenditure;
  - c) Compare the total cost of its existing 'package of system(s)', including the cost for any additional functionality with the other available service offerings for its category; and
  - d) Consider the penalties and reasons for contract termination in any of its contracts with existing service providers.
2. The project steering committee must document its decision and recommendation(s) on the way forward (relating to the items listed above) for the municipality and its municipal entities (on the municipality's 'package of existing system(s)'), clearly setting-out its findings.
3. Once the municipality's mSCOA project steering committee has made its decision and recommendation(s), the municipality must solicit the comments of the National Treasury and Provincial Treasury. A detailed motivation on the need to change the core financial system should be provided to the National and Provincial Treasuries, the Municipal Manager and Council.
4. Once the municipality has received the comments of the National Treasury and the Provincial Treasuries, the mSCOA Project Steering Committee and Municipal Manager should consider such comments and prepare a recommendation to the Municipal Council in this regard.
5. The municipal manager must submit a copy of the municipal council's decision to the National Treasury and Provincial Treasury within five (5) working days after the meeting during which the Municipal Council has made the decision in this regard.
6. **The municipality should then follow its own tender processes to procure a financial system on the open market until such time that a new transversal tender for the procurement of integrated municipal financial and internal control systems are in place.** Thereafter, municipalities may request permission from National Treasury's Office of the Chief Procurement Officer to use the transversal tender to procure a financial system.
7. The municipality should ensure that the Service Level Agreement entered into with the system provider provides for specific and realistic milestones and include penalties and termination clauses for failing to meet milestones. In addition, municipalities should implement proper contract management and exercising tight control over contractual obligations by system providers.

The National Treasury has also secured funding to conduct independent audits on all municipal core financial systems to determine to what extent these systems comply with the functionality



## OVERBERG DISTRICT MUNICIPALITY

requirements and 15 business processes required in terms of *m*SCOA. These results will also inform the new transversal tender for the procurement of municipal financial and internal control systems in 2019. Until these audits have been concluded and the results have been released, municipalities should exercise caution when changing their financial system to avoid purchasing a system that do not comply with the necessary *m*SCOA functionality requirements.

OVERBERG DISTRICT MUNICIPALITY

Municipalities are advised to use their internal audit function to ensure that the correct process was followed. Internal audit must ensure that the municipality has complied with the requirements of *m*SCOA and the reports of internal audit must be tabled at audit committee for their consideration.

OVERBERG DISTRICT MUNICIPALITY  
26 LONG STREET / PRIVATE BAG X22  
BREDASDORP 7280



27 MAY 2019

### 3. The revenue budget

TEL: 028 425 1157 • FAX: 028 425 1014  
info@odm.org.za • www.odm.org.za

The economic situation has not improved since the previous financial year. Therefore, municipalities are reminded as it was communicated in MFMA Circular No. 89 that weak economic growth has put stress on consumers' ability to pay for services, while transfers from national government are growing more slowly than in the past. Some municipalities have managed these challenges well, but others have fallen into financial distress and face liquidity problems. These include municipalities that are unable to meet their payment obligations to Eskom, water boards and other creditors. There is a need for municipalities to focus on collecting revenues owed to them, and eliminate wasteful and non-core spending. Municipal budgets will be scrutinised to ensure that municipalities adequately provide to service their debt obligations. Municipalities must ensure that expenditure is limited to the maximum revenue collected and not spend on money that they do not have.

National Treasury encourages municipalities to maintain tariff increases at levels that reflect an appropriate balance between the affordability to poorer households and other customers while ensuring the financial sustainability of the municipality. The Consumer Price Index (CPI) inflation is forecasted to be within the upper limit of the 3 to 6 per cent target band; therefore, municipalities are required to **justify all increases in excess of the projected inflation target for 2019/20** in their budget narratives, and pay careful attention to the differential incidence of tariff increases across all consumer groups. In addition, municipalities should include details of their revenue growth assumptions for the different service charges in the budget narrative.

#### 3.1 Maximising the revenue generation of the municipal revenue base

Municipalities must comply with Section 18 of the MFMA and ensure that they fund their 2019/20 MTREF budgets from realistically anticipated revenues to be collected. Subsequently, municipalities are cautioned against assuming collection rates that are unrealistic and unattainable as this has been identified as a fundamental reason for municipalities in financial distress.

It is critical to compare the valuation roll data to that of the billing system to ensure that revenue anticipated from property rates are realistic. The list of exceptions derived from this reconciliation will provide an indication of where the municipality may be compromising its revenue generation in respect of property rates. A further test would be to reconcile this with the deeds office registry. This reconciliation should be undertaken quarterly. Towards this end, municipalities are requested to submit the following information to the National Treasury:

1. A copy of the approved current General Valuation Roll of the municipality;
2. A copy of the approved Supplementary Valuation Roll of the municipality;
3. An extract from the financial system showing the property rates information (preferably in excel);

## OVERBERG DISTRICT MUNICIPALITY

4. The detail of the reconciliation between the GVR and the financial system illustrating the variances; and
5. The proposed process to rectify the variances.

In addition, the format below (excel) is required that captures a high level summary of the exercise.

	<i>Approved General Valuation Roll</i>		<i>Financial System</i>			
<i>Rates Category</i>	<i>Number of Properties</i>	<i>Consolidated Value of Properties</i>	<i>Number of Properties</i>	<i>Consolidated Value of Properties</i>	<i>Variance</i>	<i>Comments</i>

The above information must be submitted on a CD or USB to the LGBA, for attention:

### ***For couriered documents***

Ms Linda Kruger

National Treasury  
40 Church Square  
Pretoria, 0002

### ***For posted documents***

Ms Linda Kruger

National Treasury  
Private Bag X115  
Pretoria, 0001

OVERBERG DISTRICT MUNICIPALITY  
26 LONG STREET / PRIVATE BAG X22  
BREDASDORP 7280



27 MAY 2019

TEL: 028 425 1157 • FAX: 028 425 1014  
info@odm.org.za • www.odm.org.za



27 MAY 2019

## OVERBERG DISTRICT MUNICIPALITY

TEL: 028 425 1157 • FAX: 028 425 1014  
Info@odm.org.za • www.odm.org.za

In addition, municipalities that maintain an indigent register and not utilise a targeted approach, are requested to periodically review the indigent register to verify that beneficiaries are still legible for the subsidy that they obtain. Municipalities are also encouraged to revise their Local Economic Development strategies to have a targeted approach to alleviate the situation of the indigents as part of poverty alleviation.

### 3.2 Eskom bulk tariff increases

The National Energy Regulator of South Africa (NERSA) develops the municipal tariff guideline increase based on Eskom's approved bulk price increase of electricity to municipalities and the increase on the municipalities' cost structures. Eskom has made a revenue application for the 2019/20 financial year, but NERSA has yet to make a decision on the application. Municipalities should refer to [www.nersa.org.za](http://www.nersa.org.za) for updates on the outcome of this process. Municipal bulk tariff increases will depend on the outcome of that process.

Municipalities are also urged to examine the cost structure of providing electricity services and to apply to NERSA for electricity tariff increases that reflect the total cost of providing the service so that they work towards achieving fully cost-reflective tariffs that will help them achieve financial sustainability. Municipalities in arrears with Eskom should ensure that their payment arrangements are effected in their 2019/20 MTREF budget.

### 3.3 Water tariff increases

Drought conditions makes it difficult for some municipalities to improve revenue generation from this service. It is now more important to improve demand management, infrastructure maintenance, loss management, meter reading and tariff setting in respect of water services.

Municipalities must ensure that the tariffs charged are able to cover for the cost of bulk purchases, ongoing operations as well as provision for future infrastructure. There are municipalities that are struggling to pay water boards due to a number of issues, one of which is poor financial sustainability and cost recovery. All municipalities in arrears with bulk suppliers must ensure that their payment arrangements are effected in their 2019/20 MTREF budget.

Accounting officers should take note that failure to undertake proper due diligence in terms of the affordability of payment arrangements and making the necessary provision in the municipality's budget will be considered as an act of financial misconduct and the necessary action in terms of chapter 15 of the MFMA read with the Municipal Regulations on Financial Misconduct Procedures and Criminal Proceedings, 2014, will have to be taken.

## 4. Funding choices and budgeting issues

As a result of the economic landscape and weak tariff setting, municipalities are under pressure to generate additional revenue. The ability of customers to pay for services continues to decline, leading

## OVERBERG DISTRICT MUNICIPALITY

to limited revenue collection. Therefore, municipalities must consider the following when compiling their 2019/20 MTREF budgets:

- improving the effectiveness of revenue management processes and procedures;
- paying special attention to cost containment measures by, amongst other things, controlling unnecessary spending on nice-to-have items and non-essential activities as was highlighted in MFMA Circular No. 82;
- ensuring value for money through the procurement process;
- the affordability of providing free basic services to all households; and
- curbing consumption of water and electricity by the indigents to ensure that they do not exceed their allocation.

Accounting officers are reminded of their responsibility in terms of Section 62(1)(a) of the MFMA to use the resources of the municipality effectively, efficiently and economically. Failure to do this will result in the accounting officer committing an act of financial misconduct which will trigger the application of Chapter 15 of the MFMA read with the Municipal Regulations on Financial Misconduct Procedures and Criminal Proceedings.

OVERBERG DISTRICT MUNICIPALITY  
BREDASDORP 7280

27 MAY 2019

#### 4.1 Employee related costs

The *Salary and Wage Collective Agreement* for the period 01 July 2018 to 30 June 2021, dated 15 August 2018 through the South African Local Government Bargaining Council (SALGC) should be used when budgeting for employee related costs for the 2019 MTREF. Municipalities are encouraged to perform an annual head count and payroll verification process by undertaking a once a year manual salary disbursement, in order to root out ghost employees.

#### 4.2 Remuneration of councilors

Municipalities are advised to budget for the actual costs approved in accordance with the Government Gazette No. 20 of 1998 on the Remuneration of Public Office Bearers Act: Determination of Upper Limits of Salaries, Allowances and Benefits of different members of municipal councils published annually between December and January by the Department of Cooperative Governance (DCoG). Any overpayment to councilors contrary to the upper limits as published by the Minister of Cooperative Governance and Traditional Affairs will be irregular expenditure in terms of Section 167 of the MFMA and must be recovered from the councilor(s) concerned.

#### 4.3 Budgeting for Trade Payables on Table SA3

Municipalities raised concerns about the calculation used for determining the creditors' payment period ratio. As a result, an analysis was undertaken of the note in the Annual Financial Statements relating to Trade Payables from Exchange Transactions as it is disclosed on the face of the Statement of Financial Position. The analysis revealed that this liability includes creditors which do not have a direct impact on the ratio, such as payments received in advance, funds administered on behalf of third parties, retention, accrued staff leave, license fees etc.

The inclusion of such liabilities as "Trade and Other-Payables from Exchange Transactions" under "Working Capital – Creditors due" on Table A8 has an impact on the funding assessment as they are

## OVERBERG DISTRICT MUNICIPALITY

considered when determining whether the budget is funded as per the Municipal Budget and Reporting Regulations schedules. Table A8 is separated into three disclosures which are:

- Unspent Grants – linked by a formula from Table SA3;
- Working Capital – Creditors due - linked by a formula from Table SA3 that currently includes all Trade and Other-Payables from Exchange Transactions as explained above; and
- Statutory Requirements – This refers to VAT and taxation and is not linked by a formula to any table as it may include VAT and taxation receivable included under Other Debtors in Table A6 and/or VAT and taxation payable included in Table SA3.

The disclosure above may be adequate in terms of the requirements to determine the funding of the budget on Table A8, but it does not assist with disclosing Trade Payables (“true trade creditors”) for the purpose of calculating the expenditure management efficiency ratio “Creditors Payment Period (Trade Creditors)” in terms of the National Treasury Circular No. 71.

Accordingly, Table SA3 has been amended to separate Trade and Other Creditors into two separate lines. The revised disclosure will be as follows:

- Trade payables - (should be “true creditors” only);
- Other creditors – (should include all the above liabilities, except VAT that is disclosed separately);
- Unspent conditional transfers; and
- VAT.

“Trade Payables” and “Other Creditors” will be added together for the purpose of calculating “Creditors Due” in row 31 under the working capital calculation on Table A8.

OVERBERG DISTRICT MUNICIPALITY  
26 LONG STREET / PRIVATE BAG 1  
BREDASDORP 7200



27 MAY 2019

#### 4.4 Budgeting for Inventory: Water

TEL: 028 425 1157 • FAX: 028 425 101  
info@odm.org.za • www.odm.org.za

Bulk water purchases meet the criteria of the definition of inventory as per GRAP 12, paragraph .07. Therefore, water bulk purchases should be treated as inventory and should be budgeted and accounted for accordingly. National Treasury issued guidance on the treatment of non-revenue water and electricity in Annexure B to the MFMA Circular No. 70 for the 2014/15 MTREF. However, since the issue of that circular, National Treasury has allowed municipalities to either budget for water bulk purchases as a direct expense in the Statement of Financial Performance as an interim measure or to account for water under inventory. The mSCOA chart also makes provision for such. However, to ensure compliance to GRAP 12 the necessary amendments must be effected to the Schedule A tables and the chart.

National Treasury considered the impact that the changes to the Schedule A tables will have on municipalities, as a result it was resolved that they are significant and should not be implemented in the 2019/20 MTREF. This entails a change in approach where water bulk purchases will be processed as a cash transaction in the Statement of Financial Position – Acquisition of Inventory (Table A6). The system input volume (acquisitions) of water stock includes the following:

- Bulk purchases - Supply from bulk or other water service providers recognised by the amount paid;
- Water purified - Potable supply from Water Treatment Works. Value is to be determined by calculating primary and secondary cost components; and

## OVERBERG DISTRICT MUNICIPALITY

- Natural sources - Supply from boreholes, springs, fountains if not supplied through the water treatment plant. Value is to be determined by calculating primary and secondary cost components.

It is therefore evident that the total input volume of water as it relates to water purified and water from natural sources should include both primary and secondary cost components. The allocation of secondary cost to the input volume of water will necessitate the utilisation of the Costing Segment of the *m*SCOA chart.

Municipalities are cautioned that the Schedule A for the 2020/21 MTREF will be amended in line with the prescripts of GRAP12 and *m*SCOA in relation to the treatment of water bulk purchases as inventory. Therefore, municipalities will be required to budget accordingly and should now in advance consider the requirements necessary to facilitate this conversion and to ensure accurate configuration of their financial systems as it is a *m*SCOA requirement that the schedules must be extracted directly from the system. Municipalities are urged to refer to the *m*SCOA chart on the definitions and the detail of what constitutes water inventory consumed (cost of sales). Furthermore, reference should be made to the Department of Water and Sanitation (DWS) Municipal Water Balance Guideline for guiding principles which is accessible on the link below:

[Department of Water and Sanitation \(DWS\) Municipal Water Balance Guideline](#)

## 5. Conditional Grant transfers to Municipalities

### 5.1 Summary of changes in the Division of Revenue Amendment Bill, 2018

An adjustments budget provides for unforeseen and unavoidable expenditure; appropriation of monies already announced during the tabling of the annual budget (but not allocated at that stage); the shifting of funds between and within votes where a function is transferred; the utilisation of savings; and the roll-over of unspent funds from the preceding financial year. If the adjustments budget effects changes to the division of revenue as contained in the Division of Revenue Act for the relevant year, the Minister of Finance must table a Division of Revenue Amendment Bill with the revised framework. There are amendments to the 2018 Budget that affect the Division of Revenue Act, 2018 which will be effected through the Division of Revenue Amendment Act, 2018, once enacted. The amendments as they impact on provinces and municipalities are discussed below.

### ***Funding for drought relief***

The Minister of Finance announced during the 2018 Budget Speech that, "a provisional allocation of R6 billion has been set aside in 2018/19 for several purposes, including drought relief and to augment public infrastructure investment." National Treasury managed a process to determine the allocation of drought relief funds that included two windows for applications. All applications were reviewed together with inputs from sector departments and the National Disaster Management Centre. A total of R3.4 billion in drought response funding has been allocated to all three spheres of government, including several direct and indirect grant allocations, which are included in this Bill.

OVERBERG DISTRICT MUNICIPALITY  
26 LONG STREET / PRIVATE BAG 222  
BREDASDORP 7280



27 MAY 2019

## OVERBERG DISTRICT MUNICIPALITY

A total of R1.98 billion is added to direct conditional grants for drought relief. These amounts have already been gazetted on 4 October 2018, after the Minister of Finance approved that the funds could be spent in terms of Section 6(1) of the Appropriation Act, 2018, (Act No. 4 of 2018). This section provides for the Minister of Finance to approve expenditure before an adjustment appropriation bill is enacted if that expenditure cannot reasonably be delayed without negatively affecting service delivery and such expenditure was announced during the tabling of the 2018/19 national annual budget. The following amounts have been added to direct conditional grants to municipalities:

- R288.1 million for the water services infrastructure grant to local government. This allocation will fund a variety of water supply augmentation projects for drought affected municipalities, including drilling and equipping boreholes to access groundwater and implementing water conservation measures where the reduction of water losses will improve the sustainability of supply.
- R1.03 billion for the municipal disaster recovery grant to local government. Funds allocated through this grant will be transferred to three metropolitan municipalities that have been severely impacted by the drought: Cape Town, Nelson Mandela Bay and Mangaung. The funds will subsidise the costs of water augmentation projects, including groundwater development and water conservation measures where the reduction of water losses will improve the sustainability of supply. All of these cities are also expected to contribute funds from their own revenue base to their water augmentation projects.

The following amounts have been added to indirect conditional grants that benefit local government:

- R1.01 billion for the indirect water services infrastructure grant. This allocation will fund a variety of water supply augmentation projects for drought affected municipalities, including drilling and equipping boreholes to access groundwater and implementing water conservation measures where the reduction of water losses will improve the sustainability of supply.
- R6 million for the indirect regional bulk infrastructure grant. This allocation will fund a water supply augmentation project in Ndlambe Local Municipality affected by drought. The municipality is already receiving an allocation managed through this indirect grant in the 2018/19 financial year.



OVERBERG DISTRICT MUNICIPALITY  
291 ONC 2018/19 financial year  
CAPE BAG X.22  
BREDASDORP 7280

27 MAY 2019

### **Additional changes to local government allocations**

- *Additional allocations to support disaster recovery*

R143.3 million is added to the municipal disaster recovery grant for most disaster repair and rehabilitation projects in a number of municipalities in KwaZulu-Natal and Western Cape. The municipalities in KwaZulu-Natal are allocated a total of R138.7 million for the repair and rehabilitation of roads, storm water and sanitation infrastructure and community facilities that were damaged by floods. R4.6 million is allocated for the repair and rehabilitation of water and electricity infrastructure in the Bitou Local Municipality in Western Cape.

- *Additional allocation for the public transport network grant*

R33 million is added to the public transport network grant for the City of Cape Town to begin detailed design on a new phase of the MyCiti public transport network approved through the Budget Facility for Infrastructure.

- *Conversion of the municipal systems improvement grant from Schedule 6, Part B (indirect) to Schedule 5, Part B (direct)*

TEL: 028 425 1157 • FAX: 028 425 1014  
info@odm.org.za • www.odm.org.za

PL

## OVERBERG DISTRICT MUNICIPALITY

R23.2 million of the municipal systems improvement grant will be converted from Schedule 6, Part B (indirect) to Schedule 5, Part B (direct) for 22 municipalities affected by major boundary changes that took effect after the 2016 local government elections. This amount was made available in the indirect municipal systems improvement grant in 2018/19, to assist with the completion of transitional work in the affected municipalities, following the end of the municipal demarcation transition grant (Schedule 5, Part B (direct)) at the end of the 2017/18 financial year.

These municipalities have been implementing the institutional and administrative changes that were required as a result of the boundary changes, including with funding from the former municipal demarcation transition grant. This conversion supports these 22 municipalities to complete the implementation of these transitional matters.

### 5.2 Conditional grant monitoring support and Non-compliance of in year monitoring

National Treasury has through its in-year Division of Revenue Act monitoring observed that certain departments that administer municipal grants have not fully complied with the provisions of the Act. Notably the national departments of Transport and Water Services have not fully transferred some of the transfers that were due to the municipalities. Stringent measures are being put in place to ensure compliance to the Division of Revenue Act, 2018 (Act No 1 of 2018) in that regard.

Furthermore, National Treasury has facilitated an adjustment gazette in terms of the Division of Revenue Act in terms of distressed municipalities that could not safeguard the transfers bestowed to them but also to reallocate some of these grants to the respective district municipalities in support of their distressed locals. Government gazette No. 42067 of 28 November 2018 provides for the following in this regard:

#### ***Municipal Infrastructure Grant (MIG)***

National Treasury in consultation with the Department of Cooperative Governance, District Municipalities and Local Government, has decided that municipalities reflecting significant uncommitted underspending would have their funds stopped within four provinces, namely: Eastern Cape, Free State, Northern Cape and North West, and be re-allocated to the respective District Municipalities for delivery on behalf of their locals.

OVERBERG DISTRICT MUNICIPALITY  
26 LONG STREET, PRIVATE BAG X22  
PRETORIA 0001  
TEL: 011 461 7280

27 MAY 2019

#### ***The Municipal Emergency Housing Grant (MEHG)***

The Department of Human Settlements (DHS) recommended to National Treasury that an amount of R3.9 million is allocated through MEHG following a fire disaster that damaged most of the informal settlements within the Bitou LM in the Western Cape in order to fund the relocation costs and Transitional Residential Area units.

TEL: 028 425 1157 • FAX: 028 425 1014  
info@dm.org.za • www.dm.org.za

#### ***The Neighbourhood Development Partnership Grant (NDPG)***

Based on Msunduzi Local Municipality's (LM) request, R27.4 million is stopped from Msunduzi's 2018/19 allocation and re-allocated to West Rand District Municipality (DM) in Gauteng province and City of Matlosana LM in North West province. West Rand DM will receive R20 million, while City of Matlosana LM will be allocated R7.4 million of the R27.4 million stopped from Msunduzi LM.

### 5.3 Support afforded to municipalities reflecting significant underspending

The municipalities that are affected by the stopping process due to governance and financial challenges will continue to receive support from National Treasury, DCoG and the relevant stakeholders on the MIG cost reimbursement and invoice verification which has been ongoing in the current financial year.



# OVERBERG DISTRICT MUNICIPALITY

## 5.4 2017/18 Unspent conditional grant process

National Treasury has concluded the assessment of the 2017/18 conditional grant rollovers and the verification of the unspent conditional grants. This is a process that is governed by Section 22 of the 2017 Division of Revenue Act.

National Treasury through this process undertakes to travel to all provinces on a roadshow and set-up a combined session with all provincial treasuries and all sector departments responsible for administering conditional grants. In these sessions, rollover requests from municipalities are assessed in accordance to the division of revenue act and the guiding MFMA Circular. It is a process that begins on 31 August 2018 and ends 03 December 2018.

Municipalities with unspent conditional grants that were not approved for rollover, are afforded an opportunity to refund the portion of the unspent funds to the National Revenue Fund (NRF). In instances wherein the unspent funds are not refunded to the NRF, National Treasury in accordance to Section 22 of the Division of Revenue Act, offsets these funds against the equitable share allocations.

OVERBERG DISTRICT MUNICIPALITY  
26 LONG STREET / PRIVATE BAG X22  
BREDASDORP 7280



27 MAY 2019

## 6. Preparation of Municipal Budgets for 2019/20 MTREF

### 6.1 Schedule A1 version to be used for the 2019/20 MTREF

National Treasury has released Version 6.3 of the Schedule A1 (the Excel Formatted Schedule A1) in accordance to Version 6.3 of the mSCOA classification framework and must be used when compiling the 2019/20 MTREF budget. Refer to Annexure B for the changes to this version of the Schedule A1.

TEL: 028 425 1014  
FAX: 028 425 1014  
info@odm.org.za www.odm.org.za

**ALL** municipalities **MUST** use this version for the preparation of their 2019/20 MTREF budget.

It is imperative that all municipalities prepare their 2019/20 MTREF budgets in their financial systems and that the Schedule A1 be produced directly from their financial system. Vendors have recently demonstrated their budget modules to the National Treasury and provincial treasuries. All financial systems have this functionality to assist and prepare budgets and to generate the prescribed Schedule A1 directly from the financial system. Municipalities **must** start early enough to capture their tabled budget (and later the adopted budget) in the budget module provided and **must** ensure that they produce their Schedule A1 directly out of the budget module.

To promote this approach, from the **2020/21 MTREF** the National Treasury will only accept a Schedule A1 in PDF format, containing ALL sheets as prescribed and with each worksheet displaying an embedded system stamp to certify that it has been produced directly from the system. For purposes of collecting additional data which we previously did using the Schedule A1 in Excel, a prescribed data string containing the data must be populated and uploaded by each municipality (refer to the attachment to MFMA Budget Circular No 93 on the website).

<http://mfma.treasury.gov.za/Circulars/Pages/default.aspx>

Special attention must be given to the supporting schedules in the prescribed Schedule A1. Where detailed data is lying in a sub-system e.g. human resource data for SA22 to SA24, this data must be pulled

# OVERBERG DISTRICT MUNICIPALITY

from the sub-system into the applicable supporting sheet and must form part of the approved Schedule A1.

OVERBERG DISTRICT MUNICIPALITY  
26 LONG STREET / PRIVATE BAG X22  
BREDASDORP 7280



27 MAY 2019

Version 6.3 of Schedule A1 is available on the following link:

TEL: 028 425 1157 • FAX: 028 425 1014  
info@dm.org.za

The Municipal Budget and Reporting Regulations, formats and associated guides are available on the National Treasury's website at:  
<http://mfma.treasury.gov.za/RegulationsandGazettes/Pages/default.aspx>

## 6.2 Assistance with the compilation of budgets

If municipalities require advice with the compilation of their respective budgets, specifically the budget documents or Schedule A1, they should direct their enquiries to their respective provincial treasuries or to the following National Treasury officials:

Province	Responsible NT officials	Tel. No.	Email
Eastern Cape	Bernard Mokgabodi Matjatji Mashoeshoe	012-315 5936	<a href="mailto:Bernard.Mokgabodi@treasury.gov.za">Bernard.Mokgabodi@treasury.gov.za</a>
		012-315 5553	<a href="mailto:Matjatji.Mashoeshoe@treasury.gov.za">Matjatji.Mashoeshoe@treasury.gov.za</a>
Free State	Jordan Maja Cethekile Moshane	012-315 5663	<a href="mailto:Jordan.Maja@treasury.gov.za">Jordan.Maja@treasury.gov.za</a>
		012-315 5079	<a href="mailto:Cethekile.moshane@treasury.gov.za">Cethekile.moshane@treasury.gov.za</a>
Gauteng	Kgomotso Baloyi	012-315 5866	<a href="mailto:Kgomotso.Baloyi@treasury.gov.za">Kgomotso.Baloyi@treasury.gov.za</a>
KwaZulu-Natal	Bernard Mokgabodi Johan Botha	012-315 5936	<a href="mailto:Bernard.Mokgabodi@treasury.gov.za">Bernard.Mokgabodi@treasury.gov.za</a>
		012-315 5171	<a href="mailto:Johan.Botha@treasury.gov.za">Johan.Botha@treasury.gov.za</a>
Limpopo	Una Rautenbach Sifiso Mabaso	012-315 5700	<a href="mailto:Una.Rautenbach@treasury.gov.za">Una.Rautenbach@treasury.gov.za</a>
		012-315 5952	<a href="mailto:Sifiso.Mabaso@treasury.gov.za">Sifiso.Mabaso@treasury.gov.za</a>
Mpumalanga	Willem Voigt Mandla Gilimani	012-315 5830	<a href="mailto:WillemCordes.Voigt@treasury.gov.za">WillemCordes.Voigt@treasury.gov.za</a>
		012-315 5807	<a href="mailto:Mandla.Gilimani@treasury.gov.za">Mandla.Gilimani@treasury.gov.za</a>
Northern Cape	Jordan Maja Anthony Moseki	012-315 5663	<a href="mailto:Jordan.Maja@treasury.gov.za">Jordan.Maja@treasury.gov.za</a>
		012-315 5174	<a href="mailto:Anthony.Moseki@treasury.gov.za">Anthony.Moseki@treasury.gov.za</a>
North West	Willem Voigt Makgabo Mabotja	012-315 5830	<a href="mailto:WillemCordes.Voigt@treasury.gov.za">WillemCordes.Voigt@treasury.gov.za</a>
		012-315 5156	<a href="mailto:Makgabo.Mabotja@treasury.gov.za">Makgabo.Mabotja@treasury.gov.za</a>
Western Cape	Kgomotso Baloyi Kevin Bell	012-315 5866	<a href="mailto:Kgomotso.Baloyi@treasury.gov.za">Kgomotso.Baloyi@treasury.gov.za</a>
		012-315 5725	<a href="mailto:Kevin.Bell@treasury.gov.za">Kevin.Bell@treasury.gov.za</a>
Technical issues with Excel formats	Elsabe Rossouw	012-315 5534	<a href="mailto:lgdataqueries@treasury.gov.za">lgdataqueries@treasury.gov.za</a>

National and provincial treasuries, will undertake a compliance check and, where municipalities have not provided complete budget information, the municipal budgets will be returned to the mayors and municipal managers of the affected municipalities for the necessary corrections. Municipal managers are reminded that the annual budget must be accompanied by a quality certificate and council resolution in accordance with the format specified in item 31 of Schedule A of the Municipal Budget and Reporting Regulations.

## OVERBERG DISTRICT MUNICIPALITY

The National Treasury would like to emphasise that where municipalities have not adhered to the Municipal Budget and Reporting Regulations, **they will be required to go back to the municipal Council and table a complete budget document aligned to the requirement of the Municipal Budget and Reporting Regulations. In addition, where municipalities have adopted an unfunded budget, they will be required to correct the budget to ensure they adopt and implement a funded budget. However, where there are challenges the process indicated in paragraph 2.2 above will be applied.**

Municipalities with municipal entities are once again reminded to prepare consolidated budgets and in-year monitoring reports for both the parent municipality and its entity or entities. The following must be compiled:

- An annual budget, adjustments budget and monthly financial reports for the parent municipality in the relevant formats;
- An annual budget, adjustments budget and monthly financial reports for the entity in the relevant formats; and
- A consolidated annual budget, adjustments budget and monthly financial reports for the parent municipality and all its municipal entities in the relevant formats.

The A Schedule that the municipality submits to National Treasury must be a consolidated budget for the municipality (including entities) and the budget of the parent municipality. D schedules must be submitted for each entity.

## 7. Budget process and submissions for the 2019/20 MTREF

### 7.1 Submitting budget documentation and schedules for 2019/20 MTREF

To facilitate oversight of compliance with the Municipal Budget and Reporting Regulations, accounting officers are reminded that:

- Section 22(b)(i) of the MFMA requires that, **immediately** after an annual budget is tabled in a municipal council, it must be submitted to the National Treasury and the relevant provincial treasury in both printed and electronic formats. If the annual budget is tabled to council on 29 March 2019, the final date of submission of the electronic budget documents and corresponding electronic returns is **Monday, 01 April 2019**. The deadline for submission of hard copies including council resolution is **Friday, 05 April 2019**.
- Section 24(3) of the MFMA, read together with regulation 20(1) of the Municipal Budget and Reporting Regulations, requires that the approved annual budget must be submitted to both National Treasury and the relevant provincial treasury **within ten working days** after the council has approved the annual budget. E.g. if the council approves the annual budget on 31 May 2019, the final date for such a submission is Friday, 14 June 2019.

The municipal manager must submit:

- the budget documentation as set out in Schedule A (version 6.3) of the Municipal Budget and Reporting Regulations, including the main Tables (A1 - A10) and ALL the supporting tables (SA1 – SA38) in PDF format with stamp that will confirm production directly out of the financial system;
- the draft service delivery and budget implementation plan in both printed and electronic format;
- the draft integrated development plan;
- the council resolution;



OVERBERG DISTRICT MUNICIPALITY  
26 LONG STREET, PRIVATE BAG 122  
BREDASDORP 7280

27 MAY 2019

## OVERBERG DISTRICT MUNICIPALITY

- signed Quality Certificate as prescribed in the Municipal Budget and Reporting Regulations; and
- schedules D specific for the entities.

Budget related documents and schedules must be uploaded by approved registered users using the LG Upload Portal at:

<https://lguploadportal.treasury.gov.za/>

Please note that the LG Upload Portal does not have size restrictions to the documents but requires all documents to:

1. be in PDF format; and
2. each PDF file must NOT contain multiple document e.g. council resolution and quality certificate within the budget document.

Municipalities may still send electronic versions of documents and the Schedule A1 to [lgdocuments@treasury.gov.za](mailto:lgdocuments@treasury.gov.za) but only when experiencing problems with the LG Upload Portal. Any problems experienced in this regard can be addressed with Elsabe Rossouw at [Elsabe.Rossouw@treasury.gov.za](mailto:Elsabe.Rossouw@treasury.gov.za).

Note: [lgbigfiles@gmail.com](mailto:lgbigfiles@gmail.com) is no longer available.

Municipalities are required to send printed submissions of their budget documents and council resolution to:

### ***For couriered documents***

Ms Linda Kruger  
National Treasury  
40 Church Square Pretoria,  
0002

### ***For posted documents***

Ms Linda Kruger  
National Treasury Private  
Bag X115 Pretoria, 0001

OVERBERG DISTRICT MUNICIPALITY  
26 LONG STREET / PRIVATE BAG X22  
BREDASDORP 7260



27 MAY 2019

TEL: 028 425 1157 • FAX: 028 425 1014  
[info@odm.org.za](mailto:info@odm.org.za) • [www.odm.org.za](http://www.odm.org.za)

AS

## OVERBERG DISTRICT MUNICIPALITY

In addition to the above-mentioned budget documentation, metropolitan municipalities must submit the draft Built Environment Performance Plan (BEPP) tabled in council by 29 March 2019 to [Yasmin.coovadia@treasury.gov.za](mailto:Yasmin.coovadia@treasury.gov.za). If the BEPP documents are too large to be sent via email (exceeds 4MB) please submit to [yasmin.coovadia@gmail.com](mailto:yasmin.coovadia@gmail.com) or send to Yasmin Coovadia via Dropbox; any problems experienced in this regard can be addressed with [Yasmin.Coovadia@treasury.gov.za](mailto:Yasmin.Coovadia@treasury.gov.za). Hard copies of the BEPP may be sent to Yasmin Coovadia, National Treasury, 3<sup>rd</sup> floor 40 Church Square, Pretoria, 0002 or Private Bag X115, Pretoria, 0001.

### 7.2 Retirement of the Budget reform returns (Appendix B)

From 2019/20 onwards, municipalities will no longer be required to continue with the use of the Budget Reform Returns to upload budget and monthly expenditure to the National Treasury Local Government Database for publication purposes. The National Treasury will use only the *mSCOA* data strings required for submission as prescribed and all publications will use the data collected from the *mSCOA* data strings.

This places the responsibility on each municipality to ensure that:

1. Budgets are accurately locked into the financial system;
2. Each transaction is accurately recorded on a daily base;
3. Data collected from sub-systems is accurately represented in the General Ledger (GL);
4. At the end of the reporting period, all reconciliations are done, sub-systems are in balance and the Municipal Manager and CFO agrees with the figures as presented in the Schedule C and other management reports or dashboards;
5. The reporting period is **CLOSED** for further transactions; and
6. The data string for the period is produced directly out of the financial system and uploaded using the LG Upload Portal.

While the National Treasury will still share control reports and Schedule C as produced from the data uploaded by municipalities, the verification process before each quarterly Section 71 publication will fall away as the responsibility now lies with the municipality **BEFORE** submitting the data strings to ensure that the data is an accurate reflection of the state of municipal finances.

The tabled and adopted budget data strings submitted to the Local Government Database and Reporting system should also be consolidated figures.

**NOTE:** Municipalities must conclude all reporting for 2018/19 up to restated audit outcomes on the Appendix B (old electronic returns) to [lgdatabase@treasury.gov.za](mailto:lgdatabase@treasury.gov.za) before we can retire the returns.

### 7.3 Budget verification process

Annually during the budget verification process, it is noted that municipalities have challenges to align the audited years, which results in amendments to the Schedule A. Municipalities must ensure that the audited figures and adjusted budget figures captured on the Schedule A aligns to the annual financial statements and Schedule B respectively.

OVERBERG DISTRICT MUNICIPALITY  
26 LONG STREET / PRIVATE BAG X22  
BREDASDORP 7280



27 MAY 2019

# OVERBERG DISTRICT MUNICIPALITY

## 7.4 Publication of budgets on municipal websites

In terms of section 75 of the MFMA, all municipalities are required to publish their tabled budgets, adopted budgets, annual reports (containing audited annual financial statements) and other relevant information on the municipality's website. This will aid in promoting public accountability and good governance.

All relevant documents mentioned in this circular are available on the National Treasury website, <http://mfma.treasury.gov.za/Pages/Default.aspx>. Municipalities are encouraged to visit it regularly as documents are regularly added / updated on the website.

## Contact



**national treasury**

Department:  
National Treasury  
REPUBLIC OF SOUTH AFRICA

**Post** Private Bag X115, Pretoria 0001

**Phone** 012 315 5009 **Fax**

012 395 6553

**Website** <http://www.treasury.gov.za/default.aspx>

**OVERBERG DISTRICT MUNICIPALITY**  
**26 LONG STREET / PRIVATE BAG X22**  
**BREDASDORP 7290**



27 MAY 2019

**JH Hattingh**

**Chief Director: Local Government Budget Analysis 07**

**December 2018**

**Annexure A – Changes to mSCOA Version 6.3**

**TEL: 028 425 1157 • FAX: 028 425 1014**  
**info@odm.org.za • www.odm.org.za**

No.	Segment	Amendment
1	Item Revenue: National transfers and subsidies	Included all national transfers and subsidies as per MTBPS and allowed for the split between operating and capital as per the grant frameworks
2	Item Revenue: Provincial transfers and subsidies	Allowed provincial transfers and subsidies to be breakdown required where municipalities will specify the names of the grants
3	Item Revenue: Property rates	Included the new property categories as per section 8 of the Municipal Property Rates Act (MPRA)
4	Item Revenue: Sale of goods: Agricultural products	Added a separate line for fresh produce
5	Item Revenue	Added availability charges under non-exchange revenue
6	Item Expenditure: Operational costs	Included breakdown for Speaker under entertainment
7	Item Expenditure: Depreciation	Retired sport and recreation facilities as an asset category as it is included in community assets as per CIDMS
8	Item Expenditure	Changed the spelling for Eskom
9	Item gains and losses	Aligned the high level structure for impairment and reversal of impairment to depreciation and amortisation
10	Item gains and losses and Item assets	Added a line for impairment of construction work in progress assets as per GRAP 21

## OVERBERG DISTRICT MUNICIPALITY

11	Item assets	Retired libraries as an asset category as it is included in community assets as per CIDMS
12	Item assets: Construction Work in Progress	Added a line to transfer assets from construction work in progress to completed assets
13	Item assets	Changed the definition for general plant to align to the ASB guideline
14	Function	Retired the line item for Budget and Treasury Office as it is part of Finance
15	Function	Retired public forces, traffic and street parking control from Road Transport and included it as Public Safety
16	Region	Included ward / township breakdown as requested by municipalities
17	Region	Retired decommissioned municipalities due to demarcation
18	Region	Swopped municipalities included under DC 36 and DC 30
19	Region	Retired duplicated municipality

### Annexure B – Changes to Schedule A1 – the ‘Excel formats’

As noted above, National Treasury has released Version 6.3 of Schedule A1 (the Excel Formats). It incorporates the following changes:

No.	Sheet	Amendment	Reason
1	A2A	Budget and Treasury office has been removed	It is a duplication of Finance
2	A4	Line 10 Service charges – other is no longer available	Not available on the mSCOA chart
3	A6	Line 20 Agriculture is no longer available	Not available on the mSCOA chart
2	A6	Formula link change on line 32 Trade and other payables	Adjustments made on SA3
4	A8	Formula link change on line 31 Creditors due	Adjustments made on SA3
5	A9	Adjustments made to lines 134 to 165 Asset Register Summary – PPE (WDV)	Only high level summary required
6	SA3	Line 35 and 36 – split Trade payables and Other creditors	To refine calculation of creditors days ratio
8	SA8	Note: Formula in line 23 now only take into account Trade payables	Due to change made on SA3
9	SA25	Line 10 Service charges – other is no longer available	Not available on the mSCOA chart
11	SA30	Line 10 Service charges – other is no longer available	Not available on the mSCOA chart

OVERBERG DISTRICT MUNICIPALITY  
26 LONG STREET / PRIVATE BAG X22  
BREDASDORP 7280



27 MAY 2019

TEL: 028 425 1157 • FAX: 028 425 1014  
info@odm.org.za • www.odm.org.za

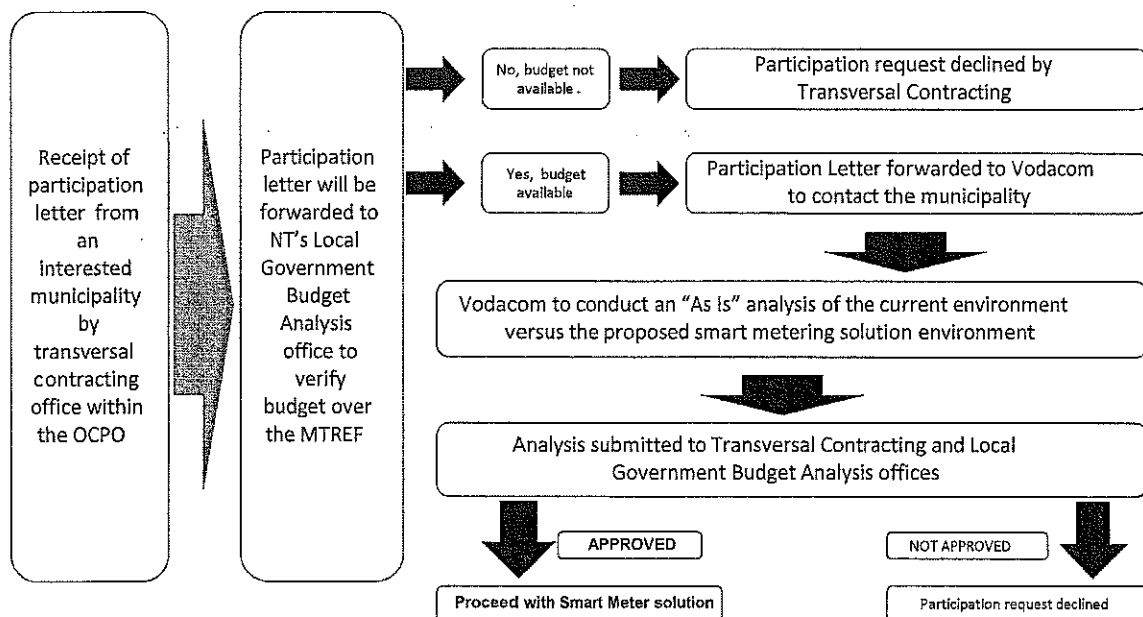
AA

# OVERBERG DISTRICT MUNICIPALITY

## Annexure C – Participation in RT15-2016 Vodacom transversal contract

Participation in RT15-2016 Vodacom transversal contract for the supply and delivery of mobile communication services to the state

It has become apparent that an increasing number of municipalities are intending to embrace smart technology to augment their operations. One such opportunity is through the RT15-2016 transversal contract that provides the option for an account management service offering in respect of smart meters. The pre-requisite, however, is that the municipality intending to participate must demonstrate evidence of adequate operating budget provision over the MTREF. The following process is applicable for the approval to participate.



In this regard the municipality should engage the Office of the Chief Procurement Officer (OCPO) in the National Treasury as the first point of contact. Kindly contact Ms. Kwanele Mtembu, Tel: (012) 406 9188 or email: [Kwanele.Mtembu@treasury.gov.za](mailto:Kwanele.Mtembu@treasury.gov.za) for guidance.

## Annexure D – MFMA Circular No. 71 aligned mSCOA Dashboard

The objective of the attached excel spreadsheet is to assist municipalities and system vendors to populate the indicators contained in MFMA Circular No. 71 automatically. Secondly, all system vendor dashboards should host as a minimum these indicators. It will assist the Accounting Officer to understand the overall financial management position of the municipality before submitting the regulated Budget and Reporting Schedules and mSCOA data strings to the Local Government Database and Reporting System (LGDRS).

OVERBERG DISTRICT MUNICIPALITY  
26 LONG STREET / PRIVATE BAG X22  
BREDASDORP 7280



27 MAY 2019

TEL: 028 425 1167 • FAX: 028 425 1014  
Info@odm.org.za • www.odm.org.za





**MFMA Circular No. 94**  
**Municipal Finance Management Act No. 56 of 2003**

OVERBERG DISTRICT MUNICIPALITY  
 26 LONG STREET / PRIVATE BAG X22  
 BREDASDORP 7280



27 MAY 2019

TEL: 028 425 1157 • FAX: 028 425 1014  
 info@odm.org.za • www.odm.org.za

**Municipal Budget Circular for the 2019/20 MTREF**

**CONTENTS**

<b>1. THE SOUTH AFRICAN ECONOMY AND INFLATION TARGETS.....</b>	<b>85</b>
<b>2. KEY FOCUS AREAS FOR THE 2019/20 MUNICIPAL BUDGET PROCESS .....</b>	<b>86</b>
2.1 LOCAL GOVERNMENT GRANTS AND MUNICIPAL REVENUE STRENGTH .....	86
2.2 TECHNICAL ADJUSTMENT AND CONTINUED FUNDING OF DROUGHT DISASTER RELIEF.....	88
2.3 RESPONSE TO THE FINANCE AND FISCAL COMMISSION (FFC)'S RECOMMENDATIONS .....	88
2.4 BORROWING FOR CAPITAL INFRASTRUCTURE.....	89
<b>3. THE REVENUE BUDGET .....</b>	<b>89</b>
3.1 ESKOM BULK TARIFF INCREASES .....	90
<b>4. CONDITIONAL GRANT TRANSFERS TO MUNICIPALITIES.....</b>	<b>90</b>
4.1 CRITERIA FOR THE ROLLOVER OF CONDITIONAL GRANT FUNDS .....	90
4.2 UNSPENT CONDITIONAL GRANT FUNDS FOR 2018/19 .....	92
<b>5. THE MUNICIPAL BUDGET AND REPORTING REGULATIONS.....</b>	<b>93</b>
5.1 TABLING OF BUDGET DOCUMENTS.....	93
5.2 THE IMPACT OF VAT ON TARIFFS .....	1
5.3 SCHEDULE A - VERSION TO BE USED FOR THE 2019/20 MTREF .....	1
5.4 ASSISTANCE WITH THE COMPILATION OF BUDGETS.....	2
<b>6. MUNICIPAL CHART OF ACCOUNTS (MSCOA).....</b>	<b>3</b>
6.1 VIREMENT IN AN MSCOA ENVIRONMENT .....	3
6.2 MSCOA TRAINING.....	3
<b>7. BUDGET PROCESS AND SUBMISSIONS FOR THE 2019/20 MTREF .....</b>	<b>4</b>
7.1 BUDGETING FOR THE AUDITED YEARS ON SCHEDULE A (MSCOA) .....	4
7.2 SUBMITTING BUDGET DOCUMENTATION AND SCHEDULES FOR 2019/20 MTREF.....	4
7.3 RETIREMENT OF THE BUDGET REFORM RETURNS (APPENDIX B).....	5
7.4 UPLOAD OF THE MSCOA BUDGET DATA STRINGS TO THE LG UPLOAD PORTAL .....	6
7.5 PUBLICATION OF BUDGETS ON MUNICIPAL WEBSITES.....	6
7.6 THE PROCESS TO BE FOLLOWED TO ISSUE VERSION 6.4 OF THE MSCOA CHART .....	6

**Introduction**

This budget circular is a follow-up to the one issued on 07 December 2018 and it complements the many other circulars that have been issued previously. It guides municipalities with their preparation of the 2019/20 Medium Term Revenue and Expenditure Framework (MTREF) and, as with previous annual budget circulars it should be read within this context. Among the objectives of this Circular, is to support municipalities with giving effect to National Treasury's Municipal Budget and Reporting Regulations (MBRR) within the current economic climate. The key focus of this Circular is the grant allocations per the 2019 Budget Review and the 2019 Division of Revenue Bill.



27 MAY 2019

OVERBERG DISTRICT MUNICIPALITY

1. The South African economy and inflation targets

TEL: 028 425 1157 • FAX: 028 425 1014  
info@odm.org.za • www.odm.org.za

The economic and revenue outlook has deteriorated since the October 2018 Medium Term Budget Policy Statement (MTBPS). Funding pressures from state-owned companies have increased and require government financial support. Given these developments, the 2019 Budget proposes large-scale expenditure reprioritisation and tax measures that narrow the deficit from 4.5 per cent of GDP in 2019/20 to 4 per cent by 2021/22.

The 2018 MTBPS noted that weak economic performance and revenue shortfalls had contributed to some slippage in fiscal projections. Since then, economic growth has remained subdued and the domestic GDP outlook has been revised down. In the current year, tax revenue will be R15.4 billion below the 2018 MTBPS estimate. Funding pressures from Eskom and other financially distressed state-owned companies have increased, with several requesting state support to continue operating. In this context, the 2019 Budget proposes a series of tax and expenditure measures aimed at narrowing the deficit and stabilising the debt-to-GDP ratio. Additions to spending amount to R75.3 billion over the medium term, consisting mainly of transfers to support the reconfiguration of Eskom. These additions are partially offset by reductions to expenditure baselines and proposed savings from compensation adjustments totalling R50.3 billion. Tax measures raise an additional R15 billion in 2019/20 and R10 billion in 2020/21.

In combination, these measures are expected to narrow the consolidated budget deficit from a projected 4.5 per cent of GDP in 2019/20 to 4 per cent of GDP in 2021/22. Gross national debt is projected to stabilize at 60.2 per cent of GDP in 2023/24. Net loan debt (gross loan debt excluding government's cash balances) stabilises at 57.3 per cent of GDP in 2024/25.

The GDP growth rate is forecasted at 1.5 per cent in 2019, 1.7 per cent in 2020 and 2.1 per cent in 2021. The revisions take into account weaker investment outcomes in 2018, a more fragile recovery in household income and slower export demand than expected due to moderating global growth. Consumer inflation has also been revised down due to lower oil prices and food inflation than previously assumed.

The main risks to the economic outlook are continued policy uncertainty and deterioration in the finances of state-owned entities. These factors, alongside continued high unemployment and slow growth will continue to exert pressure on municipal revenue generation and collection levels hence a conservative approach is advised for municipal revenue projections. Municipalities affected by the drought should also consider its impact on revenue generation. In this context, municipalities will have to improve their efforts to limit non-priority spending and to implement stringent cost-containment measures.

The following macro-economic forecasts must be considered when preparing the 2019/20 MTREF municipal budgets.

Table 1: Macroeconomic performance and projections 2018 -2021

Fiscal Year	2018/19 Estimates	2019/20	2020/21 Forecast	2021/22
Consumer Price Inflation (CPI)	4.7%	5.2%	5.4%	5.4%
Real GDP Growth	0.7%	1.5%	1.7%	2.1%

Source: 2019 Budget Review.

# OVERBERG DISTRICT MUNICIPALITY

Note: the fiscal year referred to is the national fiscal year (April to March) which is more closely aligned to the municipal fiscal year (July to June) than the calendar year inflation.

OVERBERG DISTRICT MUNICIPALITY

## 2. Key focus areas for the 2019/20 municipal budget process

Over the medium-term expenditure framework (MTEF) period, after budgeting for national government's debt-service costs, the contingency reserve and provisional allocations, 47.9 per cent of nationally raised funds are allocated to national government, 43 per cent to provinces and 9.1 per cent to local government.

Local government receives the smallest share of the division of nationally raised revenue because it has significant own revenue-raising powers. These revenue raising powers must be exercised more than ever before in the current dispensation. Local government raises about 70 per cent of its own revenue, but would be able to raise more if municipalities improved municipal revenue policies, billing and collection practices. In 2017/18, almost half of all municipalities collected less than 80 per cent of their billed revenue.

Spending outcomes for 2017/18 varied across the 257 municipalities. Many municipalities continue to adopt unrealistic spending plans. As a result, 217 municipalities underspent their operating budgets and 220 municipalities underspent their capital budgets. Of the R30 billion in conditional grants transferred to municipalities in 2017/18, R28 billion (93 per cent) was spent – an improvement from 86.8 per cent in 2016/17.

### 2.1 Local government grants and municipal revenue strength

Since the 2018 Medium Term Budget Policy Statement (MTBPS) reprioritisation and reductions undertaken have affected planned spending for 2018/19. Over the next three years there is strong growth in allocations to the local government equitable share, while growth in conditional grants recovers following significant reductions made in the 2018 MTEF. Total direct allocations to local government will now grow at an annual average rate of 7.6 per cent over the MTEF period.

Over the 2019 MTEF period, R414.7 billion will be transferred directly to local government and a further R22.5 billion has been allocated to local government through indirect grants. Direct transfers to local government over the medium term account for 9 per cent of national government's non-interest expenditure. When indirect transfers are added to this, total spending on local government increases to 9.4 per cent of national non-interest expenditure.

While there are some reductions in some grant programmes, they do not affect all conditional grants and not all grants were reduced by the same percentage. The infrastructure conditional grants, particularly the larger ones, were mainly affected as this was considered the most practical approach. However strong growth is realized in the local government equitable share with an average annual rate of 9.4 per cent over the MTEF period, while the conditional transfers see slower growth at an annual average rate of 7.6 per cent.

Conditional grant funding targets delivery of national government's service delivery priorities.

It is imperative that municipalities understand and comply with the conditions stipulated in the Division of Revenue Act (DoRA) in order to access this funding. The equitable share and the sharing of the general

OVERBERG DISTRICT MUNICIPALITY  
26 LEUNG STREET, PRIVATE BAG 122  
BREDASDORP 7200



27 MAY 2019

AD

## OVERBERG DISTRICT MUNICIPALITY

fuel levy constitute unconditional funding, of which the equitable share is designed to fund the provision of free basic services to disadvantaged communities.

Government has repeatedly emphasised the importance of municipalities focussing on growing their own revenue base in order to expand resources available for local service delivery. Municipalities with significant revenue bases are expected to invest more of their own resources, offsetting some of the impact of reductions to infrastructure grants, while building partnerships with the private sector for infrastructure delivery over the period ahead.

Legislation governing local planning and budgeting emphasises community participation in decision-making. The partnership between municipalities and communities relies on households and businesses recognising the value of, and paying for, municipal services. While government subsidises municipal services for low-income households, these services are only sustainable if people who can afford them – and use larger quantities – pay their bills. Therefore, the sustainability of municipalities depends on how they collect and spend their own revenues.

Municipalities are reminded that all allocations included in their budgets must correspond to the allocations listed in the Division of Revenue Bill. All the budget documentation can be accessed from the National Treasury website by clicking on the link below: **OVERBERG DISTRICT MUNICIPALITY**  
<http://www.treasury.gov.za/documents/national%20budget/2019> **26 LONG STREET / PRIVATE BAG X122**  
**BREDABURG 7200**



27 MAY 2019

### 2.1.1 Changes to local government allocations

#### 2.1.1.1 Unconditional grants

TEL: 028 425 1167 • FAX: 028 425 1014  
info@odm.org.za • www.odm.org.za

In the process of determining the baseline for the outer year (2021/22) of the 2019 MTEF period, the local government equitable share allocation has grown by 8.6 per cent of the baseline. This will cover the anticipated increase in the costs of providing free basic services to a growing number of households, and takes account of likely above-inflation increases in the costs of bulk water and electricity. It will also allow for above-inflation increases in the allocations to poorer and rural municipalities through the redistributive components of the equitable share formula.

#### 2.1.1.2 Conditional grants

- A total of R295.9 million has been cut from direct local government conditional grant allocations for the MTEF period ahead to fund other government priorities. Indirect grants to local government have been reduced by an additional R600 million.
- An amount of R60.7 million is shifted from the incentive component of the integrated urban development grant in 2019/20 and added to the municipal disaster recovery grant to fund the repair of roads damaged by floods in Joe Gqabi District Municipality in the Eastern Cape.
- A total of R2.8 billion is added to the public transport network grant for the construction of a new public transport corridor on the MyCiti bus network in Cape Town. This corridor, connecting

AS

## OVERBERG DISTRICT MUNICIPALITY

Mitchells Plain and Khayelitsha to the city, was approved through the Budget Facility for Infrastructure and will be implemented over a nine-year period.

### 2.2 Technical adjustment and continued funding of Drought disaster relief

The following technical adjustments were made to grant programmes:

- R2.9 billion over the MTEF period from the municipal infrastructure grant to a new integrated urban development grant.
- R814.5 million over the MTEF period from the integrated national electrification programme (municipal) grant to the urban settlements development grant, as electrification projects in municipal licenced areas in metropolitan municipalities will now be funded as part of this integrated grant.
- R3 billion in 2020/21 and R4.4 billion in 2021/22 from the urban settlements development grant to create a new informal settlements upgrading partnership grant for municipalities.

#### 2.2.1 Funding for Disaster Relief

After the initial response to a disaster has been addressed, including funding from the municipal disaster relief grant discussed below, the repair of damaged municipal infrastructure is funded through the municipal disaster recovery grant.

The municipal disaster relief grant is administered by the National Disaster Management Centre in the Department of Cooperative Governance as an unallocated grant to local government. The centre is able to disburse disaster-response funds immediately, without the need for the transfers to be gazetted first. The grant supplements the resources local government would have already used in responding to disasters. To ensure that sufficient funds are available in the event of disasters, section 21 of the Division of Revenue Bill allows for funds allocated to the provincial disaster relief grant to be transferred to municipalities if funds in the municipal grant have already been exhausted, and vice versa. Over the MTEF period, R1 billion is available for disbursement through this grant. To ensure that sufficient funds are available for disaster relief, clause 20(6) of the Division of Revenue Act allows funds from other conditional grants to be reallocated for this purpose, subject to the National Treasury's approval.

### 2.3 Response to the Finance and Fiscal Commission (FFC)'s recommendations

Government continues to provide responses to the FFC's recommendations on an annual basis. These annual recommendations by the FFC are required in terms of section 9 of the Intergovernmental Fiscal Relations Act. The FFC, amongst other recommendations, indicated that government should develop and strengthen control measures on the financial transfers in order to ensure compliance and that these funds be properly spent for their intended purposes, typically of improving service delivery and related specific priority outcomes.

The commission further highlighted that control measures should be underpinned by tighter monitoring of and reporting by sub-national governments on the use of grant funding and associated outcomes of such spending, and that National Treasury should ensure that decisive action, such as withholding of funds, is taken by national sector departments as soon as cases where inefficient, ineffective, wasteful or irregular spending of these funds are detected.

OVERBERG DISTRICT MUNICIPALITY  
28 LONG STREET, BREDASDORP 7230



27 MAY 2019

## OVERBERG DISTRICT MUNICIPALITY

National Treasury in its response indicated that in terms of the annual Division of Revenue Act, the transferring officer of the grant (the department administering a conditional grant) is responsible for monitoring performance and withholding funds where necessary. However, the National Treasury is also empowered by section 216(2) of the Constitution to stop the transfer of funds to any organ of state that commits a serious or persistent breach of the measures prescribed to promote transparency, accountability and the effective financial management of the economy, debt and the public sector. A legislative framework and related policies, including guidelines and circulars, already exists to assist with early detection of issues that warrant withholding funds (by transferring officers or the National Treasury). Chapter 6 of the Budget Review describes complementary efforts to build municipal capacity. National Treasury will strengthen this role in the 2019/20 financial year in support of the recommendation by FFC.

### 2.4 Borrowing for capital infrastructure

The Circular also provides clarity and updates the December 2017 MFMA Circular No. 89 specifically with regards to long-term borrowing.

National Treasury has taken the position that municipalities may not incur long-term debt to replenish internally generated funds which were spent in prior financial years, even if such spending was for capital expenditure. Borrowing to replace municipal funds previously spent is inconsistent with section 46 of the MFMA, which provides that a municipality can only incur long-term debt for the purpose of capital expenditure on property, plant, and equipment to be used for lawful purposes, and in certain circumstances, for refinancing existing long-term debt. Borrowing proceeds must be used to fund current and future capital expenditure, and may not be attributed to expenditures in previous years.

**PLEASE NOTE** that the sentence contained on MFMA Circular No. 89 stating that *"The incurring of the expenditure against a different source of finance that was approved will be regarded as unauthorised expenditure"* has been revoked.

### 3. The revenue budget

National Treasury encourages municipalities to maintain tariff increases at levels that reflect an appropriate balance between the affordability to poorer households and other customers while ensuring the financial sustainability of the municipality. The Consumer Price Index (CPI) inflation is forecasted to be within the upper limit of the 3 to 6 per cent target band; therefore, municipalities are required to **justify all increases in excess of the projected inflation target for 2019/20** in their budget narratives, and pay careful attention to the differential incidence of tariff increases across all consumer groups. In addition, municipalities should include details of their revenue growth assumptions for the different service charges in the budget narrative.

Local government also confronts tough fiscal choices in the face of financial and institutional problems that result in service-delivery breakdowns and unpaid bills. Municipalities can offset these trends by improving own revenue collection, working more efficiently and implementing cost containment measures. Addressing bloated organizational structures that have been observed to contribute towards this problem warrants decisive action across all municipalities.

OVERBERG DISTRICT MUNICIPALITY  
26 LONG STREET / PRIVATE BAG X22  
BREDASDORP 7200



27 MAY 2019

TEL: 028 425 1157 • FAX: 028 425 1014  
info@odm.org.za • www.odm.org.za



## OVERBERG DISTRICT MUNICIPALITY

### 3.1 Eskom bulk tariff increases

The National Energy Regulator of South Africa (NERSA) published their new multi-year price determination for the period from 2019/20 to 2021/22 on 7 March 2019.

NERSA will shortly publish their "Municipal Tariff Guideline Increase, Benchmarks and Proposed Timelines for Municipal Tariff Approval Process for the 2019/20 financial year". Municipalities are encouraged to download the full guideline document when it becomes available (at [www.nersa.org.za](http://www.nersa.org.za)) and study it carefully. The guideline includes an update to the average cost structure used to determine the municipal tariff increase. It will set out proposed timeframes for the approval of municipal tariffs.

Municipalities are urged to examine the cost structure of providing electricity services and to apply to NERSA for electricity tariff increases that reflect the total cost of providing the service so that they work towards achieving fully cost-reflective tariffs that will help them achieve financial sustainability. Municipalities in arrears with Eskom should ensure that their payment arrangements are effected in their 2019/20 MTREF budget.

The 2019 Budget Review notes that, the NERSA tariff increases would be announced after the equitable share allocations had been calculated and tabled in the Division of Revenue Bill. In the absence of approved tariff increases for the period ahead, the equitable share formula allocations were calculated using the previously approved Multi-Year Price Determination of an 8 per cent annual bulk price increase for electricity in its calculations. If the approved tariff increases are higher than this, the equitable share allocations will not be increased in 2019/20. The Budget Review then explains that municipalities are expected to offset the increased cost of providing free basic services against above cost increases that they have received in the past. In recent years, municipalities have benefited from equitable share funding that has grown faster than actual increases in electricity costs (in 2017/18 the formula calculation used a bulk electricity price increase of 8 per cent, but NERSA only approved a bulk price increase of 0.3 per cent for the municipal financial year, and in 2018/19 a bulk increase of 8 per cent was used in the formula, but the actual increase was only 7.3 per cent). Municipalities have also benefited from increased allocations that were provided to cover household growth projections that were higher than the revised estimates in the 2017 General Household Survey. To provide for the possibility of larger cost increases in future, amounts of R1 billion in 2020/21 and R1.1 billion in 2021/22 remain unallocated in the equitable share.

## 4. Conditional Grant Transfers to Municipalities

This section provides guidance to municipalities with regard to the preparation for the 2018/19 unspent conditional grant and roll-over process and should be referenced against previous annual budget circulars.

### 4.1 Criteria for the rollover of conditional grant funds

OVERBERG DISTRICT MUNICIPALITY  
26 LONG STREET / PRIVATE BAG X22  
BREDASDORP 7280



27 MAY 2019

TEL: 028 425 1157 • FAX: 028 425 1014  
info@odm.org.za • www.odm.org.za

A handwritten mark or signature in the bottom right corner of the page.

## OVERBERG DISTRICT MUNICIPALITY

Section 22 of the 2018 Division of Revenue Act (DoRA) requires that any conditional grants which are not spent at the end of the municipal financial year must revert to the National Revenue Fund, unless the receiving officer, provincial treasury and transferring national officer proves to the satisfaction of National Treasury that the unspent allocation is committed to identifiable projects, in which case the funds may be rolled over.

When applying to retain unspent conditional allocations committed to identifiable projects or requesting a rollover in terms of section 22(2) of the DoRA, municipalities must include the following information with their submission to National Treasury:

1. A formal letter, signed by the accounting officer must be addressed to the **National Treasury** requesting the rollover of unspent conditional grants in terms of section 22(2) of the 2018 DoRA;
2. A list of all the projects that are linked to the unspent conditional grants and a breakdown of how much was allocated and spent per project;
3. The following evidence indicating that work on each of the projects has commenced, as applicable to the specific rollover(s):
  - a) Proof that the project tender was published and the period for tender submissions closed before 31 March;
  - b) Proof that a contractor or service provider was appointed for delivery of the project before 31 March; or
  - c) Proof of a project tender, appointment of contractor or service provider for delivery of service before 30 June in cases where additional funding was allocated during the course of the final year of the project;
  - d) Incorporation of the Appropriation Statement;
  - e) Evidence that all projects linked to an allocation will be fully utilised by 30 June 2020 (attach cash flow projection for the applicable grant).
4. A progress report (also in percentages) on the status of each project's implementation that includes an attached, legible **implementation plan**;
5. The value of the committed project funding, and the conditional allocation from the funding source;
6. Reasons why the grants were not fully spent during the year of original allocation per the DoRA;
7. Municipalities must not include previous year's unspent conditional grants as a rollover request. Rollover of rollovers will not be considered;
8. An indication of the time-period within which the funds are to be spent if the roll over is approved; and
9. Proof that the Municipal Manager and Chief Financial Officer are permanently appointed.

***No rollover requests will be considered for municipalities with vacant or acting Chief Financial Officers and Municipal Managers for a period exceeding 6 months from the date of vacancy.***

**If any of the above information is not provided or the application is received by National Treasury (Intergovernmental Relations Division) after 31 August 2019, the application will be declined.**

In addition, National Treasury will also consider the following information when assessing rollover applications; and reserves the right to decline an application should there be non-performance by the municipality in any of these areas:

OVERBERG DISTRICT MUNICIPALITY  
26 LONG STREET / PRIVATE BAG 422  
BREDASDORP 7200



27 MAY 2019



## OVERBERG DISTRICT MUNICIPALITY

1. Compliance with the in-year reporting requirements in terms of sections 71 and 72 of the MFMA and section 12 of the 2018 DoRA, **including the municipal manager and chief financial officer signing-off on the information** sent to National Treasury;
2. Submission of the pre-audited Annual Financial Statements information to National Treasury by 31 August 2019;
3. Accurate disclosure of grant performance in the 2018/19 pre-audited Annual Financial Statements, (i.e. correct disclosure of grant receipts and spending in the notes to the AFS);
4. Cash available in the bank (net position including short term investments) as at 30 June 2019 is in line with the cash flow statements to finance the roll-over request. If the full amount that is requested for roll over is not entirely cash backed, such a roll over will not be approved. National Treasury will not approve portions of roll over requests.

It should be noted that under no circumstances will the National Treasury consider requests to roll-over:

1. The entirety of any allocation to the municipality, as there should be a minimum spend of 50 per cent of the allocation per programme;
2. Funding from the same grant for the third consecutive time;
3. Funding for projects constituted through Regulation 32 of the Municipal Supply Chain Management Regulations (Gazette No.27636). Projects linked to additional funding and disasters are exempted; and
4. Funding where there is evidence that the roll over application is linked to invoices that were issued within the last 30 days of the municipal financial year end.

### **4.2 Unspent conditional grant funds for 2018/19**

The process to ensure the return of unspent conditional grants for the 2018/19 financial year will be managed in accordance with section 22 of the DoRA. In addition to the previous MFMA Circulars, the following practical arrangements will apply:

- Step 1: Municipalities must submit their June 2019 conditional grant expenditure reports according to section 71 of the MFMA reflecting all accrued expenditure on conditional grants and further ensure that expenditure reported to both National Treasury and national transferring officers reconcile.
- Step 2: When preparing the Annual Financial Statements, a municipality must determine the portion of each national conditional grant allocation that remained unspent as at 30 June 2019. These amounts **MUST** exclude all interest earned on conditional grants, retentions and VAT related to conditional grant spending that has been reclaimed from SARS, which must be disclosed separately.
- Step 3: If the receiving officer wants to motivate in terms of section 22(2) of the 2018 DoRA that the unspent funds are committed to identifiable projects, the roll over application pack must be submitted to National Treasury by 31 August 2019.

***National Treasury will not consider any rollover requests that are incomplete or received after this deadline.***

- Step 4: National Treasury will confirm in writing whether or not the municipality may retain any of the unspent funds as a rollover based on criteria outlined above by 22 October 2019 or whether it will agree to any alternative payment arrangement or schedules.

OVERBERG DISTRICT MUNICIPALITY  
26 LONG STREET / PRIVATE BAG X22  
BREDASDORP 7280



27 MAY 2019

## OVERBERG DISTRICT MUNICIPALITY

Step 5: National Treasury will communicate the unspent conditional grants amount by 05 November 2019. A municipality must return the remaining unspent conditional grant funds that are not subject to a specific repayment arrangement to the National Revenue Fund by 18 November 2019.

Step 6: Any unspent conditional grant funds that should have, but has not been repaid to the National Revenue Fund by 18 November 2019, and for which a municipality has not requested a repayment arrangement, will be offset against the municipality's 02 December 2019 equitable share allocation.

*All other issues pertaining to Appropriation Statement and reporting on approved roll overs are addressed in the Annexure to MFMA Circular No. 86.*

### 5. The Municipal Budget and Reporting Regulations

#### 5.1 Tabling of budget documents

The slow spending of capital budgets by most municipalities is a national concern as it has a negative impact on service delivery. In most cases the hockey stick phenomenon that exists (i.e. spending increases in the last six months of the year) is a direct result of poor planning by municipalities. Going forward and to address weak planning process, all municipalities will be required to table the following supporting documents to Council, as part of the budget pack, when they table their budgets by 29 March 2019:

- 1) Service Delivery and Budget Implementation Plan (SDBIP); and
- 2) Procurement Plan.

OVERBERG DISTRICT MUNICIPALITY  
26 LONG STREET / PRIVATE BAG X22  
BREDASDORF 7280



27 MAY 2019

TEL: 028 425 1157 • FAX: 028 425 1014  
info@odm.org.za • www.odm.org.za



27 MAY 2019

## OVERBERG DISTRICT MUNICIPALITY

This is also in terms of the requirements and spirit of the MFMA and its Municipal Budget and Reporting Regulations.

TEL: 029 425 1157 • FAX: 029 425 1014  
Info@odm.org.za • www.odm.org.za

### 5.2 The impact of VAT on tariffs

VAT remains at 15 per cent, which was an increase from 1 April 2018 in the previous year. To mitigate the effects of this increase on low income households, the MTBPS announced various zero rated items, wherein the VAT would be charged at 0 per cent.

Whether the additional amount is recoverable from the customer or not, the supplier must account for VAT on any supplies made on or after 1 April 2018 at the increased VAT rate. (See MFMA Circular No. 91 on the relevant supporting documentation regarding the VAT guides).

### 5.3 Schedule A - version to be used for the 2019/20 MTREF

National Treasury has released Version 6.3 of the Schedule A1 (the Excel Formats) which is aligned to Version 6.3 of the *m*SCOA classification framework and must be used when compiling the 2019/20 MTREF budget.

**ALL** municipalities **MUST** use this version for the preparation of their 2019/20 MTREF budget.

It is imperative that all municipalities prepare their 2019/20 MTREF budgets in their financial systems and that the Schedule A1 be produced directly from their financial system. Vendors have recently demonstrated their budget modules to the National Treasury and provincial treasuries. All financial systems have this functionality to assist and prepare budgets and to generate the prescribed Schedule A1 directly from the financial system. Municipalities **must** start early enough to capture their tabled budget (and later the adopted budget) in the budget module provided and **must** ensure that they produce their Schedule A1 directly out of the budget module.

To promote this approach, from the **2020/21 MTREF** the National Treasury will only accept a Schedule A1 in PDF format, containing ALL sheets as prescribed and with each worksheet displaying an embedded system stamp to certify that it has been produced directly from the system. For purposes of collecting additional data which we previously did using the Schedule A1 in Excel, a prescribed data string containing the data must be populated and uploaded by each municipality (refer to the attachment to MFMA Budget Circular No 93 on the NT Website).

<http://mfma.treasury.gov.za/Circulars/Pages/default.aspx>

Special attention must be given to the supporting schedules in the prescribed Schedule A1. Where detailed data is lying in a sub-system e.g. human resource data for SA22 to SA24, this data must be pulled from the sub-system into the applicable supporting sheet and must form part of the complete endorsed Schedule A1.

The following supporting tables will be included for perusal and sign-off during the verification process of the 2019 MTREF: SA11, SA12a, SA13a, SA14, SA22, SA23, SA24, SA25, SA27, SA36, SA37 and SA38.

It is therefore important to focus on the additional supporting data as well as the financial data submitted on A1 to A10 during the verification process undertaken with National Treasury, the provincial treasuries and all municipalities.



27 MAY 2019

## OVERBERG DISTRICT MUNICIPALITY

Download Version 6.3 of Schedule A1 by clicking [HERE](#)

The Municipal Budget and Reporting Regulations, formats and associated Excel files are available on National Treasury's website at:

<http://mfma.treasury.gov.za/RegulationsandGazettes/Pages/default.aspx>

### 5.4 Assistance with the compilation of budgets

In cases where the municipality requires advice with the compilation of their respective budgets, specifically the budget documents or Schedule A1, they should direct their enquiries to their respective provincial treasuries or to the following National Treasury officials:

Province	Responsible NT officials	Tel. No.	Email
Eastern Cape	Bernard Mokgabodi	012-315 5936	<a href="mailto:Bernard.Mokgabodi@treasury.gov.za">Bernard.Mokgabodi@treasury.gov.za</a>
	Matjatji Mashoeshoe	012-315 5553	<a href="mailto:Matjatji.Mashoeshoe@treasury.gov.za">Matjatji.Mashoeshoe@treasury.gov.za</a>
Free State	Jordan Maja	012-315 5663	<a href="mailto:Jordan.Maja@treasury.gov.za">Jordan.Maja@treasury.gov.za</a>
	Cethekile Moshane	012-315 5079	<a href="mailto:Cethekile.moshane@treasury.gov.za">Cethekile.moshane@treasury.gov.za</a>
Gauteng	Kgomotso Baloyi	012-315 5866	<a href="mailto:Kgomotso.Baloyi@treasury.gov.za">Kgomotso.Baloyi@treasury.gov.za</a>
KwaZulu-Natal	Bernard Mokgabodi	012-315 5936	<a href="mailto:Bernard.Mokgabodi@treasury.gov.za">Bernard.Mokgabodi@treasury.gov.za</a>
	Johan Botha	012-315 5171	<a href="mailto:Johan.Botha@treasury.gov.za">Johan.Botha@treasury.gov.za</a>
Limpopo	Una Rautenbach	012-315 5700	<a href="mailto:Una.Rautenbach@treasury.gov.za">Una.Rautenbach@treasury.gov.za</a>
	Sifiso Mabaso	012-315 5952	<a href="mailto:Sifiso.Mabaso@treasury.gov.za">Sifiso.Mabaso@treasury.gov.za</a>
Mpumalanga	Willem Voigt	012-315 5830	<a href="mailto:Willem.Voigt@treasury.gov.za">Willem.Voigt@treasury.gov.za</a>
	Mandla Gilimani	012-315 5807	<a href="mailto:Mandla.Gilimani@treasury.gov.za">Mandla.Gilimani@treasury.gov.za</a>
Northern Cape	Jordan Maja	012-315 5663	<a href="mailto:Jordan.Maja@treasury.gov.za">Jordan.Maja@treasury.gov.za</a>
North West	Willem Voigt	012-315 5830	<a href="mailto:Willem.Voigt@treasury.gov.za">Willem.Voigt@treasury.gov.za</a>
	Makgabo Mabotja	012-315 5156	<a href="mailto:Makgabo.Mabotja@treasury.gov.za">Makgabo.Mabotja@treasury.gov.za</a>
Western Cape	Vuyo Mbunge	012-315 5661	<a href="mailto:Vuyo.Mbunge@treasury.gov.za">Vuyo.Mbunge@treasury.gov.za</a>
	Kevin Bell	012-315 5725	<a href="mailto:Kevin.Bell@treasury.gov.za">Kevin.Bell@treasury.gov.za</a>
Technical issues with Excel formats	Elsabe Rossouw	012-315 5534	<a href="mailto:lgdataqueries@treasury.gov.za">lgdataqueries@treasury.gov.za</a>

National Treasury, together with the provincial treasuries, will undertake a compliance check and, where municipalities have not provided complete budget information, the municipal budgets will be returned to the mayors and municipal managers of the affected municipalities for the necessary corrections. Municipal managers are reminded that the annual budget must be accompanied by a quality certificate and council resolution in accordance with the format specified in item 31 of Schedule A of the Municipal Budget and Reporting Regulations. In addition to the above compliance check, the mSCOA data strings will be assessed to determine whether the municipalities are compliant.

The National Treasury herewith emphasises that where municipalities have not adhered to the Municipal Budget and Reporting Regulations, **they will be required to return to the municipal**

## OVERBERG DISTRICT MUNICIPALITY

***council and table a complete budget document aligned to the requirement of the Municipal Budget and Reporting Regulations.***

Municipalities with municipal entities are once again reminded to prepare consolidated budgets and in-year monitoring reports for both the parent municipality and its entity or entities. The following must be compiled:

- An annual budget, adjustments budget and monthly financial reports for the parent municipality in the relevant formats;
- An annual budget, adjustments budget and monthly financial reports for the entity in the relevant formats; and
- A consolidated annual budget, adjustments budget and monthly financial reports for the parent municipality and all its municipal entities in the relevant formats.

The Schedule A that the municipality submits to National Treasury must be a consolidated budget for the municipality (plus entities) and the budget of the parent municipality. The consolidated budget submitted for each entity.

OVERBERG DISTRICT MUNICIPALITY  
26 LONG STREET / PRIVATE BAG X22  
BREDASDORP 7280



27 MAY 2019

### 6. Municipal Chart of Accounts (*m*SCOA)

#### 6.1 Virement in an *m*SCOA environment

TEL: 028 425 1157 • FAX: 028 425 1014  
info@odm.org.za • www.odm.org.za

The MFMA and the Municipal Budget and Reporting Regulations, 2009, allow for the shifting of funds between items, projects, programmes and votes in the budget in line with a Council approved virement policy. MFMA Circulars No. 12, 51 and 88 provide the principles municipalities must consider when doing a virement.

With the promulgation of the *m*SCOA Regulation in 2014, municipalities should have aligned their virement policies to *m*SCOA. *m*SCOA provides a uniform and standardised financial transaction classification framework for municipalities and their entities to transact in and record its transactions using seven (7) segments. Six of these *m*SCOA segments are compulsory<sup>1</sup>.

#### 6.2 *m*SCOA training

The National Treasury has developed *m*SCOA training materials on the fundamentals and reporting requirements of *m*SCOA. Officials from National and Provincial Treasuries and the Preferred Trainers on *m*SCOA from the Chartered Institute of Government Finance, Auditors and Risk Officers (CIGFARO) have been trained to provide training in this regard.

While the CIGFARO Preferred Trainers have been issued with certificates of competence to provide training on the "On the fundamentals and reporting requirements of *m*SCOA", it should be emphasized that this training is **unaccredited**. There is currently not any accredited training available on *m*SCOA that has been endorsed by the National Treasury. Therefore, municipalities and other role-players that require training on *m*SCOA should not request for accredited training or trainers in their adverts.

<sup>1</sup> Refer to Municipal SCOA Circular No 1. An introduction to the seven (7) segments.

## OVERBERG DISTRICT MUNICIPALITY

The contact details of the CIGFARO Preferred Trainers is available on the CIGFARO website, [www.CIGFARO.co.za](http://www.CIGFARO.co.za).

### 7. Budget process and submissions for the 2019/20 MTREF

#### 7.1 Budgeting for the audited years on Schedule A (mSCOA)

According to international learning practices, it is appropriate to reclassify historical information in accordance with the changes that occur in the Standard Chart of Accounts. Municipalities must capture the reclassified audit outcomes for 2015/16 to 2017/18 in version 6.3 of the Schedule A when compiling 2019/20 MTREF budgets.

#### 7.2 Submitting budget documentation and schedules for 2019/20 MTREF

To facilitate oversight of compliance with the Municipal Budget and Reporting Regulations, accounting officers are reminded that:

- Section 22(b)(i) of the MFMA requires that, **immediately** after an annual budget is tabled in the municipal council, it must be submitted to the National Treasury and the relevant provincial treasury in both printed and electronic formats. If the annual budget is tabled to council on 29 March 2019, the final date of submission of the electronic budget documents and corresponding data strings is **Wednesday, 03 April 2019**. The deadline for submission of hard copies including council resolution is **Friday, 05 April 2019**.
- Section 24(3) of the MFMA, read together with regulation 20(1), requires that the approved annual budget must be submitted to both National Treasury and the relevant provincial treasury **within ten working days** after the council has approved the annual budget. If the council only approves the annual budget on 30 June 2019, the final date for such a submission is **Friday, 12 July 2019**, otherwise an earlier date applies.

The municipal manager must submit:

- the budget documentation as set out in Schedule A (version 6.3) of the Municipal Budget and Reporting Regulations, including the main Tables (A1 - A10) and ALL the supporting tables (SA1 – SA38) in both printed and electronic formats;
- the draft Service Delivery and Budget Implementation Plan (SDBIP) in both printed and electronic format;
- the draft Integrated Development Plan (IDP);
- Procurement Plan;
- the council resolution;
- signed Quality Certificate as prescribed in the Municipal Budget and Reporting Regulations;
- the budget locking certificate; and
- schedules D specific for the entities.

Municipalities are required to send electronic versions of documents and the A1 schedule to [lgdocuments@treasury.gov.za](mailto:lgdocuments@treasury.gov.za). Any problems experienced in this regard can be addressed with Elsabe Rossouw at [Elsabe.Rossouw@treasury.gov.za](mailto:Elsabe.Rossouw@treasury.gov.za). Budget related documents and schedules may also be uploaded using the LG Upload Portal at

<https://lguploadportal.treasury.gov.za/sites/iguploadportal/SitePages/Home.aspx>

OVERBERG DISTRICT MUNICIPALITY  
26 LONG STREET / PRIVATE BAG X22  
BREDASDORP 7280



27 MAY 2019

## OVERBERG DISTRICT MUNICIPALITY

Municipalities are required to send printed submissions of their budget documents and council resolution to:

### ***For couriered documents***

Ms Linda Kruger  
National Treasury  
40 Church Square  
Pretoria, 0002

### ***For posted documents***

Ms Linda Kruger  
National Treasury Private  
Bag X115 Pretoria, 0001

In addition to the above-mentioned budget documentation, metropolitan municipalities must submit the draft Built Environment Performance Plan (BEPP) tabled in council by 29 March 2019 to [yasmin.coovadia@treasury.gov.za](mailto:yasmin.coovadia@treasury.gov.za). If the BEPP documents are too large to be sent via email (exceeds 4MB) please submit to [yasmin.coovadia@gmail.com](mailto:yasmin.coovadia@gmail.com) or send to Yasmin Coovadia via Dropbox; any problems experienced in this regard can be addressed with [yasmin.coovadia@treasury.gov.za](mailto:yasmin.coovadia@treasury.gov.za). Hard copies of the BEPP may be sent to Yasmin Coovadia, National Treasury, 3<sup>rd</sup> floor 40 Church Square, Pretoria, 0002 or Private Bag X115, Pretoria, 0001.

### **7.3 Retirement of the Budget reform returns (Appendix B)**

From 2019/20 onwards, municipalities will no longer be required to continue with the use of the Budget Reform Returns to upload budget and monthly expenditure to the National Treasury Local Government Database for publication purposes. The National Treasury will use only the *m*SCOA data strings required for submission as prescribed and all publications will use the data collected from the *m*SCOA data strings.

This places the responsibility on each municipality to ensure that:

1. Budgets are accurately locked into the financial system;
2. Each transaction is accurately recorded on a daily base;
3. Data collected from sub-systems is accurately represented in the General Ledger (GL);
4. At the end of the reporting period, all reconciliations are done, sub-systems are in balance and the Municipal Manager and CFO agrees with the figures as presented in the Schedule C and other management reports or dashboards;
5. The reporting period is **CLOSED** for further transactions; and
6. The data string for the period is produced directly out of the financial system and uploaded using the LG Upload Portal.

While the National Treasury will still share control reports and Schedule C as produced from the data uploaded by municipalities, the verification process before each quarterly Section 71 publication will fall away as the responsibility now lies with the municipality **BEFORE** submitting the data strings to ensure that the data is an accurate reflection of the state of municipal finances.

The tabled and adopted budget data strings submitted to the Local Government Database and Reporting system should also be consolidated figures.

OVERBERG DISTRICT MUNICIPALITY  
26 LONG STREET / PRIVATE BAG X22  
BREDASDORP 7280



27 MAY 2019

## OVERBERG DISTRICT MUNICIPALITY

**NOTE:** Municipalities must conclude all reporting for 2018/19 up to restated audit outcomes on the Appendix B (old electronic returns) to [lgdatabase@treasury.gov.za](mailto:lgdatabase@treasury.gov.za) before we can retire the returns.

### 7.4 Upload of the *m*SCOA budget data strings to the LG upload portal

Municipalities must upload the *m*SCOA data strings for the tabled (**TABB**) and adopted (**ORGB**) budget to the upload portal. The budget data strings must be accompanied by the IDP project details data strings (**PRTA** and **PROR**). The deadlines for submission of the MBRR documents are also applicable to the *m*SCOA data strings. Refer to paragraph 7.2 above.

### 7.5 Publication of budgets on municipal websites

In terms of section 75 of the MFMA, all municipalities are required to publish their tabled budgets, adopted budgets, annual reports (including the audited annual financial statements) and other relevant information on the municipality's website. This will aid in promoting transparency and good governance.

All relevant documents mentioned in this circular are available on the National Treasury website, <http://mfma.treasury.gov.za/Documents/Forms/AllItems.aspx>. Municipalities are encouraged to visit it regularly as documents are regularly added / updated on the website.

### 7.6 The process to be followed to issue version 6.4 of the *m*SCOA chart

Municipalities have raised concerns that National Treasury issue the *m*SCOA chart changes late in the budget process. Therefore, to address this challenge, the FAQ database will be closed on 31 August 2019 for logging new queries. As a result, the new version of the chart will be issued by 31 October 2019.

## Contact



**national treasury**

Department:  
National Treasury  
REPUBLIC OF SOUTH AFRICA

**Post** Private Bag X115, Pretoria 0001  
**Phone** 012 315 5009  
**Fax** 012 395 6553  
**Website** <http://www.treasury.gov.za/default.aspx>

**JH Hattingh**  
**Chief Director: Local Government Budget Analysis**  
**08 March 2019**

**OVERBERG DISTRICT MUNICIPALITY**  
**26 LONG STREET / PRIVATE BAG X22**  
**BREDASDORP 7280**



**27 MAY 2019**

**TEL: 028 425 1157 • FAX: 028 425 1014**  
**info@odm.org.za • www.odm.org.za**

*PH*



OVERBERG DISTRICT MUNICIPALITY

OVERBERG DISTRICT MUNICIPALITY

6. Service Level Standards

Western Cape: Final Schedule of Service Delivery Standards Table - Overberg District (DC3) 2018/20		
Standard	Description	Service Level
<b>Solid Waste Removal</b>		
Private based removal (Residential Frequency)		No Service
Private based removal (Business Frequency)		No Service
Bulk Removal (Frequency)		No Service
Removal bags provided (Yes/No)		No Service
Garden refuse removal included (Yes/No)		No Service
Street Cleaning Frequency in CBD		No Service
Street Cleaning Frequency in areas excluding CBD		No Service
How soon are public areas cleaned after events (24hours/48hours/longer)		No Service
Clearing of illegal dumping (24hours/48hours/longer)		No Service
Recycling or environmentally friendly practices (Yes/No)		Yes
Licensed landfill site (Yes/No)		Yes
<b>Water Service</b>		
Water Quality rating (Best/Good/Fair/Poor/No) (1-5)		No Service
Is free water available to all (Yes/No to the indigent consumers)		No Service
Frequency of meter reading (per month, per year)		No Service
Are estimated consumption calculated or actual consumption over (two month/three months/longer period)		No Service
On average for how long does the municipality use estimates before reverting back to actual readings? (months)		No Service
Duration (hours) before availability of water is restored in cases of service interruption (complete the sub question)		
One service connection affected (number of hours)		No Service
Up to 5 service connection affected (number of hours)		No Service
Up to 20 service connection affected (number of hours)		No Service
Feeder pipe larger than 800mm (number of hours)		No Service
What is the average minimum water flow in your municipality?		No Service
Do you practice any environmental or source resource protection activities as part of your operations? (Yes/No)		No Service
How long does it take to replace faulty water meters? (days)		No Service
Do you have a cathodic protection system in place that is operational at this stage? (Yes/No)		No Service
<b>Electricity Service</b>		
What is your electricity availability percentage on average per month?		No Service
Do your municipality have a remote control in place that is operational? (Yes/No)		No Service
How much do you estimate is the cost saving in utilizing the remote control system?		No Service
What is the frequency of meters being read? (per month, per year)		No Service
Are estimated consumption calculated or actual consumption over (two month/three months/longer period)		No Service
On average for how long does the municipality use estimates before reverting back to actual readings? (months)		No Service
Duration before availability of electricity is restored in cases of outages (immediately/two days/two days/longer)		No Service
Are accounts normally calculated on actual readings? (Yes/No)		No Service
Do you practice any environmental or source resource protection activities as part of your operations? (Yes/No)		No Service
How long does it take to replace faulty meters? (days)		No Service
Do you have a plan to prevent illegal connections and prevention of electricity theft? (Yes/No)		No Service
How effective is the action plan in curbing the losses? (Good/Bad)		No Service
How soon does the municipality provide a quotation to a customer upon a written request? (days)		No Service
How long does the municipality takes to provide electricity service where existing infrastructure can be used? (working days)		No Service
How long does the municipality takes to provide electricity service where new ork extension is not required? (working days)		No Service
How long does the municipality takes to provide electricity service for high voltage users where new ork extension is not required? (working days)		No Service
<b>Sewerage Service</b>		
Are your purification system effective enough to put water back in to the system after purification?		No Service
To what extend do you subsidize your indigent consumers?		No Service
How long does it take to restore sewerage breakages on average		No Service
Sewers overflow? (hours)		No Service
Sewer blocked pipes: Large pipes? (hours)		No Service
Sewer blocked pipes: Small pipes? (hours)		No Service
Spillage clean-up? (hours)		No Service
Replacement of manhole covers? (hours)		No Service
<b>Road Infrastructure Services</b>		
Time taken to repair a single pothole on a major road? (hours)		No Service
Time taken to repair a single pothole on a minor road? (hours)		No Service
Time taken to repair a road following an open trench service crossing? (hours)		No Service
Time taken to repair walkways? (hours)		No Service
<b>Property Valuations</b>		
How long does it take an average from completion to the final account being issued? (one month/three months or longer)		No Service
Do you have any special rating properties? (Yes/No)		No Service
<b>Financial Management</b>		
Is there any change in the situation of unauthorized and wasteful expenditure over time? (Decrease/Increase)		Decrease
Are the financial statement outsourced? (Yes/No)		No
Are there Council adopted business process touching the flow and management of documentation feeding in Trial Balance?		Yes
How long does it take for a TextInvoice to be paid from the date it has been received?		Within 30 days
Is there advance planning from SCM unit linking all departmental plans quarterly and annually including for the next two to three years procurement plans?		Yes
<b>Administration</b>		
Reaction time on enquiries and requests?		1 day
Time to respond to a verbal customer enquiry or request? (working days)		1 day
Time to respond to a written customer enquiry or request? (working days)		2 days
Time to resolve a customer enquiry or request? (working days)		2 days
What percentage of calls are not answered? (5%, 10% or more)		2%
How long does it take to respond to voice mails? (hours)		2 hours
Does the municipality have control over linked accounts? (Yes/No)		No
Is there a reduction in the number of complaints or not? (Yes/No)		Yes
How long does it take to open an account to a new customer? (1 day/2 days/a week or longer)		1 day
How many times does SCM Unit, CFO's Unit and Technical unit sit to review and resolve SCM process delays other than normal monthly management meetings?		Weekly
<b>Community safety and Licensing services</b>		
How long does it take to register a vehicle? (minutes)		No Service
How long does it take to renew a vehicle license? (minutes)		No Service
How long does it take to issue a duplicate registration certificate vehicle? (minutes)		No Service
How long does it take to re-register a vehicle? (minutes)		No Service
How long does it take to renew a driver's license? (minutes)		No Service
What is the average reaction time of the fire service to an incident? (minutes)		5min
What is the average reaction time of the ambulance service to an incident in the urban area? (minutes)		No Service
What is the average reaction time of the ambulance service to an incident in the rural area? (minutes)		No Service
<b>Economic Development</b>		
How many economic development projects does the municipality drive?		None
How many economic development programs are deemed to be catalytic in creating an enabling environment to unlock key economic growth projects?		Following PACE process
What percentage of the projects have created sustainable job security?		No
Does the municipality have any incentive plans in place to create an conducive environment for economic development? (Yes/No)		No
<b>Other Service delivery and communication</b>		
Is a information package handed to the new customer? (Yes/No)		No
Does the municipality have training or information sessions to inform the community? (Yes/No)		Yes
Are customers treated in a professional and humane manner? (Yes/No)		Yes

OVERBERG DISTRICT MUNICIPALITY  
 26 LONG STREET / PRIVATE BAG 422  
 BREDASDORP 7280

27 MAY 2019

TEL: 028 425 1167 • FAX: 028 425 1014  
 info@odim.org.za • www.odim.org.za

*[Handwritten signature]*

OVERBERG DISTRICT MUNICIPALITY

Capital Procurement plan 2019/2020

Directorate	Sub-Direcbrat	Project Name	Project Description	Start Date	End Date	Value	Start Date	End Date	Value	Start Date	End Date	Value	Start Date	End Date	Value	Start Date	End Date	Value	
Community Services	Lead, Tourism, Resorts & EPWP	Plant and Equipment - Uitenhage	Purchase plant and Equipment	2019/07/01	2019/11/30	15000.00	NA	Oct-19	NA	NA	NA	NA	NA	NA	NA	NA	NA	NA	Nov-19
Community Services	Lead, Tourism, Resorts & EPWP	Water Network Upgrade - Die Dam	Upgrade water network	2019/07/01	2020/02/28	200000.00	Aug-19	NA	Sep-19	NA	Nov-19	Nov-19	Dec-19	NA	Dec-19	NA	NA	NA	Feb-20
Community Services	Lead, Tourism, Resorts & EPWP	Upgrade of Bungalows	Upgrade of Bungalows	2019/07/01	2020/03/31	120000.00	NA	Nov-19	NA	Nov-19	Dec-19	Dec-19	Jan-20	NA	Jan-20	NA	NA	NA	Mar-20
Community Services	Lead, Tourism, Resorts & EPWP	Grease Trap	Purchase grease trap	2019/07/01	2019/09/30	25000.00	NA	Aug-19	NA	NA	NA	NA	NA	NA	NA	NA	NA	NA	Sep-19
Community Services	Emergency Services	Fire Station	Building of fire Station at Caledon	2019/07/01	2019/12/31	2900000.00	Jun-19	NA	Jul-19	NA	Jul-19	NA	Jul-19	NA	Sep-19	NA	NA	NA	Dec-19
Community Services	Emergency Services	Rescue Equipment	Purchase rescue equipment	2019/07/01	2020/04/30	500000.00	Oct-19	NA	NA	Nov-19	NA	Nov-19	NA	Jan-20	Jan-20	NA	NA	NA	Apr-20
Community Services	Emergency Services	Communication System	Purchase Communication system	2019/07/01	2020/01/31	1100000.00	Jul-19	NA	NA	Aug-19	NA	Aug-19	NA	Oct-19	Oct-19	NA	NA	NA	Jan-20
Corporate Services	Information Services	IT equipment	Purchase and upgrade of IT equipment	2019/07/01	2020/03/31	300000.00	Sep-19	NA	NA	Oct-19	NA	Oct-19	NA	Dec-19	Dec-19	NA	NA	NA	Mar-20
Finance	Financial Services	Container for retired assets storage	Purchase container for retired assets	2019/07/01	2019/11/30	30000.00	NA	Jun-19	NA	Jul-19	NA	Jul-19	NA	Aug-19	Aug-19	NA	NA	NA	Nov-19
Finance	Financial Services	Office furniture and equipment	Purchase office equipment	2019/07/01	2020/03/31	35000.00	NA	Oct-19	NA	Nov-19	NA	Nov-19	NA	Dec-19	Dec-19	NA	NA	NA	Mar-20
Community Services	Solid Waste	Kanwyderskraal	Development of Kanwyderskraal	2019/07/01	2020/03/31	612811.00	Sep-19	NA	NA	Oct-19	NA	Oct-19	NA	Dec-19	Dec-19	NA	NA	NA	Mar-20

OVERBERG DISTRICT MUNICIPALITY  
26 LONG STREET / PRIVATE BAG X22  
BREDASDORP 7280



27 MAY 2019

BUDGET MTREF 2019/20 - 2021/2022

TEL: 028 425 1157 • FAX: 028 425 1014  
info@odm.org.za • www.odm.org.za

*[Handwritten signature]*

OVERBERG DISTRICT MUNICIPALITY

OVERBERG DISTRICT MUNICIPALITY

7. Budget Schedules

DC3 Overberg - Supporting Table SA1 Supporting detail to 'Budgeted Financial Performance'

Description	Ref	2015/16	2016/17	2017/18	Current Year 2018/19				2019/20 Medium Term Revenue & Expenditure Framework		
		Audited Outcome	Audited Outcome	Audited Outcome	Original Budget	Adjusted Budget	Full Year Forecast	Pre-audit outcome	Budget Year 2019/20	Budget Year +1 2020/21	Budget Year +2 2021/22
R thousand											
<b>REVENUE ITEMS:</b>											
<b>Property rates</b>											
Total Property Rates	6										
less Revenue Foregone (exemptions, reductions and rebates and impermissible values in excess of section 17 of MPRA)											
Net Property Rates											
<b>Service charges - electricity revenue</b>											
Total Service charges - electricity revenue	6	449	254	15							
less Revenue Foregone (in excess of 50 kwh per indigent household per month)											
less Cost of Free Basis Services (60 kwh per indigent household per month)											
Net Service charges - electricity revenue		449	254	15							
<b>Service charges - water revenue</b>											
Total Service charges - water revenue	6										
less Revenue Foregone (in excess of 6 kilolitres per indigent household per month)											
less Cost of Free Basis Services (6 kilolitres per indigent household per month)											
Net Service charges - water revenue											
<b>Service charges - sanitation revenue</b>											
Total Service charges - sanitation revenue											
less Revenue Foregone (in excess of free sanitation service to indigent households)											
less Cost of Free Basis Services (free sanitation service to indigent households)											
Net Service charges - sanitation revenue											
<b>Service charges - refuse revenue</b>											
Total refuse removal revenue	6										
Total landfill revenue		1 947	548	60	9 921	3 107	3 107	3 107	10 723	11 366	12 048
less Revenue Foregone (in excess of one removal a week to indigent households)											
less Cost of Free Basis Services (removed once a week to indigent households)											
Net Service charges - refuse revenue		1 947	548	60	9 921	3 107	3 107	3 107	10 723	11 366	12 048
<b>Other Revenue by source</b>											
Administration Fees		8	112	75	48	46	46	46	48	50	53
Breakages and Losses		3	2	10	1	1	1	1	2	2	2
Cash Surpluses		2	6	25	-	-	-	-	1	1	1
Entrance Fees		247	347	288	355	355	355	355	217	230	244
Fire Services		5	1 100	2 500	3 794	3 794	3 794	3 794	4 022	4 263	4 519
Inspection Fees		90	102	118	158	158	158	158	105	111	118
Cleaning and Removal Services		-	-	-	-	-	-	-	100	100	100
Scrap		48	1	2	1	1	1	1	-	-	-
Shared Services		341	487	531	1 198	1 198	1 198	1 198	536	570	605
Sundry Income		61	31	189	5	5	5	5	7	7	8
Camping Fees		-	-	-	3 863	3 863	3 863	3 863	4 095	4 341	4 601
Tender Documents		322	20	-	-	-	-	-	-	-	-
Training Fees		6	2	-	-	-	-	-	-	-	-
Insurance Receipts		143	579	409	-	-	-	-	-	-	-
Public Contributions and Donations		-	3	0	-	-	-	-	-	-	-
Reversal of Impairments		19	14	-	-	-	-	-	-	-	-
Actuarial Gains		5 256	1 975	5 429	-	-	-	-	-	-	-
Total 'Other' Revenue	3	6 550	4 784	9 588	9 423	9 423	9 423	9 423	9 134	9 676	10 251

OVERBERG DISTRICT MUNICIPALITY  
26 LONG STREET / PRIVATE BAG X22  
BREDASDORP 7280



27 MAY 2019

TEL: 028 425 1157 • FAX: 028 425 1014  
Info@odm.org.za • www.odm.org.za

AS

# OVERBERG DISTRICT MUNICIPALITY

DC3 Overberg - Supporting Table SA1 Supporting detail to 'Budgeted Financial Performance'

Description	Ref	2015/16	2016/17	2017/18	Current Year 2018/19				2019/20 Medium Term Revenue & Expenditure Framework		
		Audited Outcome	Audited Outcome	Audited Outcome	Original Budget	Adjusted Budget	Full Year Forecast	Pre-audit outcome	Budget Year 2019/20	Budget Year +1 2020/21	Budget Year +2 2021/22
<b>R thousand</b>											
<b>EXPENDITURE ITEMS:</b>											
<b>Employee related costs</b>											
Basic Salaries and Wages	2	53 037	56 460	62 278	74 601	69 625	69 625	69 625	70 436	73 600	78 016
Pension and UIF Contributions		8 994	8 861	9 727	11 256	10 857	10 857	10 857	11 827	12 676	13 331
Medical Aid Contributions		3 336	3 659	3 814	4 741	4 523	4 523	4 523	4 646	4 925	5 220
Overtime		2 225	2 226	2 455	1 783	1 783	1 783	1 783	1 909	2 022	2 144
Performance Bonus		-	-	-	144	144	144	144	289	304	323
Motor Vehicle Allowance		4 984	4 563	4 995	5 703	5 405	5 405	5 405	5 605	5 967	6 325
Cellphone Allowance		180	317	378	424	474	474	474	484	500	530
Housing Allowances		701	670	645	724	697	697	697	753	812	861
Other benefits and allowances		3 101	3 854	4 115	2 986	2 970	2 970	2 970	4 442	4 713	4 996
Payments in lieu of leave		423	728	835	470	470	470	470	516	547	580
Long service awards		344	361	349	296	296	296	296	378	401	425
Post-retirement benefit obligations		1 524	1 694	1 522	2 424	833	833	833	1 916	2 077	2 251
<b>sub-total</b>	5	77 648	83 193	91 113	105 553	98 078	98 078	98 078	103 201	106 445	115 000
Less: Employees costs capitalised to PPE		-	-	-	-	-	-	-	-	-	-
<b>Total Employee related costs</b>	1	77 648	83 193	91 113	105 553	98 078	98 078	98 078	103 201	106 445	115 000
<b>Contributions recognised - capital</b>											
<i>List contributions by contract</i>											
<b>Total Contributions recognised - capital</b>											
<b>Depreciation &amp; asset impairment</b>											
Depreciation of Property, Plant & Equipment		2 747	3 254	3 669	3 101	3 576	3 576	3 576	3 576	3 576	3 576
Lease amortisation		-	-	-	-	-	-	-	-	-	-
Capital asset impairment		-	-	25	-	-	-	-	-	-	-
Depreciation resulting from revaluation of PPE	10	-	-	-	-	-	-	-	-	-	-
<b>Total Depreciation &amp; asset impairment</b>	1	2 747	3 254	3 695	3 101	3 576	3 576	3 576	3 576	3 576	3 576
<b>Bulk purchases</b>											
Electricity Bulk Purchases		-	-	-	-	-	-	-	-	-	-
Water Bulk Purchases		-	-	-	-	-	-	-	-	-	-
<b>Total bulk purchases</b>	1	-	-	-	-	-	-	-	-	-	-
<b>Transfers and grants</b>											
Cash transfers and grants		17	120	120	-	480	480	480	380	403	427
Non-cash transfers and grants		-	-	-	-	-	-	-	-	-	-
<b>Total transfers and grants</b>	1	17	120	120	-	480	480	480	380	403	427
<b>Contracted services</b>											
Accounting, Business and Financial Management		3 758	3 647	2 208	2 137	1 814	1 814	1 814	1 151	917	964
Air Pollution		-	-	-	24	10	10	10	10	25	27
Audit Committee		103	128	171	160	160	160	160	169	178	189
Burial Services		30	32	34	66	66	66	66	40	74	79
Contractors - Maintenance of Buildings and Facilities		805	536	428	798	696	696	696	1 328	1 408	1 492
Contractors - Maintenance of Equipment		827	833	1 987	2 881	2 368	2 368	2 368	2 544	2 696	2 858
Contractors - Maintenance of Unspecified Assets		2 305	2 112	2 161	1 774	2 170	2 170	2 170	2 488	2 640	2 798
Editing and Translating		21	44	-	-	-	-	-	-	-	-
Fire Services		669	696	1 948	2 299	2 007	2 007	2 007	2 100	2 226	2 360
Human Resources		86	230	332	378	378	378	378	378	400	424
IT Services		-	-	-	-	125	125	125	125	133	141
Laboratory Services		265	263	260	544	408	408	408	455	754	799
Landfill site operational & maintenance		1 947	546	569	4 350	1 255	1 255	1 255	4 028	4 270	4 526
Legal Cost		237	642	923	314	354	354	354	388	411	436
Occupational Health and Safety		2	3	53	40	40	40	40	40	53	56
Other		118	362	459	197	468	468	468	559	604	640
Project Management		1 663	2 349	1 880	2 649	3 012	3 012	3 012	2 807	2 975	3 154
Security Services		19	470	1 091	1 089	1 789	1 789	1 789	1 826	2 148	2 277
External Computer Services		-	-	-	-	-	-	-	400	424	449
Pollution Control		-	-	-	-	-	-	-	100	100	100
Landfill Surveys and Monitoring		-	-	-	-	-	-	-	58	62	65
<b>sub-total</b>	1	12 857	12 793	14 517	19 699	17 118	17 118	17 118	20 994	22 498	23 834
<b>Allocations to organs of state:</b>											
Electricity		-	-	-	-	-	-	-	-	-	-
Water		-	-	-	-	-	-	-	-	-	-
Sanitation		-	-	-	-	-	-	-	-	-	-
Other		-	-	-	-	-	-	-	-	-	-
<b>Total contracted services</b>	1	12 857	12 793	14 517	19 699	17 118	17 118	17 118	20 994	22 498	23 834

OVERBERG DISTRICT MUNICIPALITY  
26 LONG STREET / PRIVATE BAG X22  
BREDASDORP 7280



27 MAY 2019

TEL: 028 425 1157 • FAX: 028 425 1014  
Info@odm.org.za • www.odm.org.za

25

# OVERBERG DISTRICT MUNICIPALITY

DC3 Overberg - Supporting Table SA1 Supporting detail to 'Budgeted Financial Performance'

Description	Ref	2015/16	2016/17	2017/18	Current Year 2018/19				2019/20 Medium Term Revenue & Expenditure Framework		
		Audited Outcome	Audited Outcome	Audited Outcome	Original Budget	Adjusted Budget	Full Year Forecast	Pre-audit outcome	Budget Year 2019/20	Budget Year +1 2020/21	Budget Year +2 2021/22
R thousand											
<b>Other Expenditure By Type</b>											
Collection costs		-	-	-	-	-	-	-	-	-	-
Contributions to 'other' provisions		-	-	-	-	-	-	-	-	-	-
Consultant fees		-	-	-	-	-	-	-	-	-	-
Audit fees	3	2 380	2 094	2 535	2 707	2 707	2 707	2 707	2 900	3 074	3 258
General expenses		498	221	113	554	560	560	560	179	190	201
Advertising, Publicity and Marketing		154	247	440	453	484	484	484	626	766	802
Bank Charges, Facility and Card Fees		94	110	119	105	105	105	105	110	127	134
Blades		-	-	-	-	-	-	-	-	-	-
Catering and Refreshments		104	176	-	-	-	-	-	3	3	3
Catering Services		-	-	-	-	0	0	0	28	27	29
Cleaning materials		146	65	-	-	-	-	-	2	2	2
Deeds		-	-	-	-	2	2	2	2	2	2
Entertainment - Mayor		2	77	38	69	58	58	58	50	53	56
Equipment Rental		1 579	500	3 434	1 532	5 223	5 223	5 223	7 000	7 420	7 865
Food Parcels		-	-	-	-	-	-	-	-	-	-
Freight Services		18	96	78	70	120	120	120	120	127	135
Fuel Cost		694	893	-	-	-	-	-	-	-	-
Hire Charges		-	-	271	10	7	7	7	65	69	73
Insurance		433	506	683	556	820	820	820	860	901	955
Management Fee		7	7	8	-	-	-	-	-	-	-
Materials and Small Tools		-	-	-	-	-	-	-	-	-	-
Membership Fees		778	877	1 189	606	955	955	955	1 432	1 518	1 609
Motor Vehicle Licence and Registrations		42	35	89	54	69	69	69	68	94	99
Municipal services		4 856	4 819	6 871	5 585	5 937	5 937	5 937	6 326	6 706	7 108
Office rental		143	262	351	627	429	429	429	464	492	521
Oil and Tyres		1 331	1 549	-	-	-	-	-	15	16	17
Paraffin Oil		142	-	-	-	-	-	-	-	-	-
Printing, Publications and Stationery		19	394	252	318	400	400	400	268	311	330
Refreshments		-	-	-	-	-	-	-	-	-	-
Resettlement Cost		-	3	-	110	95	95	95	40	69	73
Safety clothes		200	563	791	862	712	712	712	704	767	813
Skills development levy		642	774	845	987	987	987	987	786	833	883
Software Licences		-	-	640	-	-	-	-	650	689	730
Telephone and Postage		1 718	1 470	1 662	1 011	995	995	995	1 863	1 975	2 094
Training and Workshops		350	380	668	401	485	485	485	288	397	421
Travel and subsistence		354	329	308	576	580	580	580	505	535	567
Actuarial Losses		120	-	75	200	200	200	200	200	212	225
Stock Adjustments		-	2	0	-	-	-	-	-	-	-
Workmens Compensation		-	-	-	622	622	622	622	-	-	-
<b>Total 'Other' Expenditure</b>	<b>1</b>	<b>16 805</b>	<b>16 547</b>	<b>21 528</b>	<b>17 816</b>	<b>22 551</b>	<b>22 551</b>	<b>22 551</b>	<b>25 560</b>	<b>27 363</b>	<b>28 004</b>
<b>Repairs and Maintenance</b>	<b>8</b>										
Employee related costs		28 226	29 848	29 622	38 836	31 978	31 978	31 978	26 813	28 422	30 127
Other materials		-	-	-	41 632	47 028	47 028	47 028	50 365	53 428	56 635
Contracted Services		5 895	4 095	5 156	9 923	7 165	7 165	7 165	10 888	11 331	12 011
Other Expenditure		38 770	35 146	45 361	3 648	7 539	7 539	7 539	8 740	9 264	9 820
<b>Total Repairs and Maintenance Expenditure</b>	<b>9</b>	<b>72 893</b>	<b>69 088</b>	<b>80 139</b>	<b>94 238</b>	<b>93 709</b>	<b>93 709</b>	<b>93 709</b>	<b>96 626</b>	<b>102 447</b>	<b>108 594</b>

**OVERBERG DISTRICT MUNICIPALITY**  
**26 LONG STREET / PRIVATE BAG X22**  
**BREDASDORP 7280**



27 MAY 2019

TEL: 028 425 1157 • FAX: 028 425 1014  
 info@odm.org.za • www.odm.org.za

28

# OVERBERG DISTRICT MUNICIPALITY

DC3 Overberg - Supporting Table SA2 Matrix Financial Performance Budget (revenue source/expenditure type and dept

Description	Ref	Vote 1 - Municipal Manager	Vote 2 - Management Services	Vote 3 - Corporate Services	Vote 4 - Finance	Vote 5 - Community Services	Total
<b>R thousand</b>	1						
<b>Revenue By Source</b>							
Property rates		-	-	-	-	-	-
Service charges - electricity revenue		-	-	-	-	-	-
Service charges - water revenue		-	-	-	-	-	-
Service charges - sanitation revenue		-	-	-	-	-	-
Service charges - refuse revenue		-	-	-	-	10 723	10 723
Rental of facilities and equipment		-	-	24	-	12 001	12 024
Interest earned - external investments		-	-	-	2 500	-	2 500
Interest earned - outstanding debtors		-	-	-	-	100	100
Dividends received		-	-	-	-	-	-
Fines, penalties and forfeits		-	-	-	-	-	-
Licences and permits		-	-	-	-	300	300
Agency services		9 581	-	-	-	-	9 581
Other revenue		538	-	-	55	8 541	9 134
Transfers and subsidies		-	-	-	76 343	93 080	169 423
Gains on disposal of PPE		5 100	-	-	-	-	5 100
<b>Total Revenue (excluding capital transfers and contributions)</b>		<b>15 220</b>	<b>-</b>	<b>24</b>	<b>78 898</b>	<b>124 745</b>	<b>218 886</b>
<b>Expenditure By Type</b>							
Employee related costs		6 294	-	6 596	11 364	78 947	103 201
Remuneration of councillors		6 607	-	-	-	-	6 607
Debt impairment		-	-	-	-	-	-
Depreciation & asset impairment		34	-	137	933	2 472	3 576
Finance charges		-	-	7	3 681	5 477	9 165
Bulk purchases		-	-	-	-	-	-
Other materials		32	-	352	86	52 461	52 931
Contracted services		605	-	2 776	3 662	13 950	20 994
Transfers and subsidies		-	-	-	380	-	380
Other expenditure		1 991	-	1 752	4 415	17 402	25 560
Loss on disposal of PPE		-	-	-	-	-	-
<b>Total Expenditure</b>		<b>15 563</b>	<b>-</b>	<b>11 620</b>	<b>24 521</b>	<b>170 708</b>	<b>222 412</b>
<b>Surplus/(Deficit)</b>							
Transfers and subsidies - capital (monetary allocations) (National / Provincial and District)		(344)	-	(11 596)	54 376	(45 963)	(3 527)
Transfers and subsidies - capital (monetary allocations) (National / Provincial Departmental Agencies, Households, Non-profit Institutions, Private Enterprises, Public Corporations, Higher Educational Institutions)		-	-	-	1 100	-	1 100
Transfers and subsidies - capital (in-kind - all)		-	-	-	-	-	-
<b>Surplus/(Deficit) after capital transfers &amp; contributions</b>		<b>(344)</b>	<b>-</b>	<b>(11 596)</b>	<b>55 476</b>	<b>(45 963)</b>	<b>(2 427)</b>

OVERBERG DISTRICT MUNICIPALITY  
26 LONG STREET / PRIVATE BAG X22  
BREDASDORP 7280



27 MAY 2019

TEL: 028 425 1157 • FAX: 028 425 1014  
info@odm.org.za • www.odm.org.za

AS

# OVERBERG DISTRICT MUNICIPALITY

DC3 Overberg - Supporting Table SA3 Supporting detail to 'Budgeted Financial Position'

Description	Ref	2015/16	2016/17	2017/18	Current Year 2018/19				2019/20 Medium Term Revenue & Expenditure Framework		
		Audited Outcome	Audited Outcome	Audited Outcome	Original Budget	Adjusted Budget	Full Year Forecast	Pre-audit outcome	Budget Year 2019/20	Budget Year +1 2020/21	Budget Year +2 2021/22
<b>R thousand</b>											
<b>ASSETS</b>											
<b>Call Investment deposits</b>											
Call deposits		-	-	-	-	-	-	-	-	-	-
Other current investments		-	-	-	-	-	-	-	-	-	-
<b>Total Call Investment deposits</b>	2	-	-	-	-	-	-	-	-	-	-
<b>Consumer debtors</b>											
Consumer debtors		1 726	1 249	2 151	1 249	1 401	1 401	1 401	1 401	1 401	1 401
Less: Provision for debt impairment		(285)	(137)	(119)	(137)	(119)	(119)	(119)	(119)	(119)	(119)
<b>Total Consumer debtors</b>	2	1 440	1 111	2 032	1 111	1 282	1 282	1 282	1 282	1 282	1 282
<b>Debt Impairment provision</b>											
Balance at the beginning of the year		477	285	137	137	119	119	119	119	119	119
Contributions to the provision		82	110	15	-	-	-	-	-	-	-
Bad debts written off		(274)	(258)	(33)	-	-	-	-	-	-	-
<b>Balance at end of year</b>		285	137	119	137	119	119	119	119	119	119
<b>Property, plant and equipment (PPE)</b>											
PPE at cost/valuation (excl. finance leases)		61 396	65 907	71 189	106 479	103 058	103 058	103 058	114 411	118 117	122 047
Leases recognised as PPE	3	3 037	4 427	4 427	4 739	4 427	4 427	4 427	4 427	4 427	4 427
Less: Accumulated depreciation	2	24 389	26 637	29 859	32 677	33 353	33 353	33 353	36 848	40 342	43 836
<b>Total Property, plant and equipment (PPE)</b>	2	40 044	43 696	45 756	78 541	74 131	74 131	74 131	81 990	82 202	82 638
<b>LIABILITIES</b>											
<b>Current liabilities - Borrowing</b>											
Short term loans (other than bank overdraft)		-	-	-	-	-	-	-	-	-	-
Current portion of long-term liabilities		528	1 206	2 556	3 248	2 872	2 872	2 872	2 949	3 296	3 684
<b>Total Current liabilities - Borrowing</b>		528	1 206	2 556	3 248	2 872	2 872	2 872	2 949	3 296	3 684
<b>Trade and other payables</b>											
Trade Payables	5	553	1 238	2 640	993	1 475	1 475	1 475	1 475	1 475	1 475
Other creditors		1 714	1 836	2 181	1 836	2 181	2 181	2 181	2 181	2 181	2 181
Unspent conditional transfers		11 821	8 970	12 905	7 301	10 794	10 794	10 794	10 794	10 794	10 794
VAT		-	-	-	-	-	-	-	-	-	-
<b>Total Trade and other payables</b>	2	14 087	12 045	17 725	10 131	14 450	14 450	14 450	14 450	14 450	14 450
<b>Non current liabilities - Borrowing</b>											
Borrowing	4	473	297	104	-	25 161	25 161	25 161	22 211	18 916	15 232
Finance leases (including PPP asset element)		2 115	2 518	164	25 135	-	-	-	-	-	-
<b>Total Non current liabilities - Borrowing</b>		2 588	2 815	258	25 135	25 161	25 161	25 161	22 211	18 916	15 232
<b>Provisions - non-current</b>											
Retirement benefits		57 264	58 982	57 649	65 434	62 817	62 817	62 817	68 448	74 583	81 269
List other major provision items											
Refuse landfill site rehabilitation		19 508	20 764	21 331	24 409	23 496	23 496	23 496	25 861	28 508	31 402
Other		-	-	-	-	-	-	-	-	-	-
<b>Total Provisions - non-current</b>		76 772	79 746	78 980	89 843	86 313	86 313	86 313	94 329	103 092	112 671
<b>CHANGES IN NET ASSETS</b>											
<b>Accumulated Surplus/(Deficit)</b>											
Accumulated Surplus/(Deficit) - opening balance		13 261	17 948	15 391	6 927	13 920	13 920	13 920	14 353	11 926	2 121
GRAP adjustments		213	-	-	-	-	-	-	-	-	-
Restated balance		13 474	17 948	15 391	6 927	13 920	13 920	13 920	14 353	11 926	2 121
Surplus/(Deficit)		4 474	(2 557)	(1 470)	1 610	432	432	432	(2 427)	(9 805)	(11 816)
Appropriations to Reserves		-	-	-	-	-	-	-	-	-	-
Transfers from Reserves		-	-	-	-	-	-	-	-	-	-
Depreciation offsets		-	-	-	-	-	-	-	-	-	-
Other adjustments		-	-	-	-	-	-	-	-	-	-
<b>Accumulated Surplus/(Deficit)</b>	1	17 948	15 391	13 920	8 537	14 353	14 353	14 353	11 926	2 121	(9 697)
<b>Reserves</b>											
Housing Development Fund		-	-	-	-	-	-	-	-	-	-
Capital replacement		-	-	-	-	-	-	-	-	-	-
Self insurance		-	-	-	-	-	-	-	-	-	-
Other reserves		-	-	-	-	-	-	-	-	-	-
Revaluation		-	-	-	-	-	-	-	-	-	-
<b>Total Reserves</b>	2	-	-	-	-	-	-	-	-	-	-
<b>TOTAL COMMUNITY WEALTH/EQUITY</b>	2	17 948	15 391	13 920	8 537	14 353	14 353	14 353	11 926	2 121	(9 697)

OVERBERG DISTRICT MUNICIPALITY  
26 LONG STREET / PRIVATE BAG X22  
BREDASDORP 7280



27 MAY 2019

TEL: 028 425 1157 • FAX: 028 425 1014  
info@odm.org.za • www.odm.org.za

AS

# OVERBERG DISTRICT MUNICIPALITY

DC3 Overberg - Supporting Table SA4 Reconciliation of IDP strategic objectives and budget (revenue)

Strategic Objective	Goal	Goal Code	Ref	2015/16	2016/17	2017/18	Current Year 2018/19			2019/20 Medium Term Revenue & Expenditure Framework			
				Audited Outcome	Audited Outcome	Audited Outcome	Original Budget	Adjusted Budget	Full Year Forecast	Budget Year 2019/20	Budget Year +1 2020/21	Budget Year +2 2021/22	
R thousand													
Good governance and Community Participation	To ensure good governance practices by providing a democratic and pro-active accountable government and ensuring community participation through existing IDP structures	A		10 453	8 605	11 402	13 074	13 617	13 617	15 220	10 727	11 370	
Basic Services and Infrastructure	To ensure health and safety of all in the Overberg District through the provision of efficient basic services and infrastructure in terms of disaster management, Municipal Health, Environmental Management and Roads	B		76 325	71 489	86 790	94 767	90 952	90 952	103 003	108 986	115 519	
Local Economic Development	To promote Local economic development by supporting initiatives in the District for the development of a sustainable economy.	C		12 726	13 531	15 843	15 391	16 516	16 516	17 658	17 400	18 444	
Financial Viability	To attain and maintain financial viability and sustainability by executing accounting services in accordance with National Policy and guidelines	D		64 447	65 762	72 897	80 260	83 027	83 027	84 081	88 544	92 471	
Municipal Transformation & Institutional Development	To ensure Municipal Transformation & Institutional Development by creating a staff structure that would adhere to the principles of employment equity and promote skills development	E		20	48	28	24	24	24	24	25	26	
Allocations to other priorities				2									
<b>Total Revenue (excluding capital transfers and contributions)</b>				1	163 971	159 414	186 980	203 515	204 336	204 336	219 966	225 681	237 831

References

OVERBERG DISTRICT MUNICIPALITY  
26 LONG STREET / PRIVATE BAG X22  
BREDASDORP 7230



27 MAY 2019

TEL: 028 425 1157 • FAX: 028 425 1014  
info@odm.org.za • www.odm.org.za



# OVERBERG DISTRICT MUNICIPALITY

DC3 Overberg - Supporting Table SAS Reconciliation of IDP strategic objectives and budget (operating expenditure)

Strategic Objective	Goal	Goal Code	Ref	2015/16	2016/17	2017/18	Current Year 2018/19			2019/20 Medium Term Revenue & Expenditure Framework			
				Audited Outcome	Audited Outcome	Audited Outcome	Original Budget	Adjusted Budget	Full Year Forecast	Budget Year 2019/20	Budget Year +1 2020/21	Budget Year +2 2021/22	
R thousand													
Good governance and Community Participation	To ensure good governance practices by providing a democratic and pro-active	A		13 777	14 341	14 971	15 405	14 988	14 988	15 563	16 494	17 471	
Basic Services and Infrastructure	To ensure health and safety of all in the Overberg District through the provision of	B		87 173	84 059	98 667	108 645	108 435	108 435	119 813	127 670	135 389	
Local Economic Development	To promote Local economic development by supporting initiatives in the District for the	C		13 295	13 452	17 574	15 220	17 848	17 848	18 820	19 925	20 416	
Financial Viability	To attain and maintain financial viability and sustainability by executing accounting services	D		38 456	43 074	47 501	49 974	50 329	50 329	53 880	55 810	60 271	
Municipal Transformation & Institutional Development	To ensure Municipal Transformation & Institutional Development by creating a	E		6 797	7 046	9 717	12 662	12 302	12 302	14 337	15 199	16 102	
Allocations to other priorities													
<b>Total Expenditure</b>				<b>1</b>	<b>159 498</b>	<b>161 971</b>	<b>185 430</b>	<b>201 905</b>	<b>203 904</b>	<b>203 904</b>	<b>222 412</b>	<b>235 487</b>	<b>249 649</b>

OVERBERG DISTRICT MUNICIPALITY  
 26 LONG STREET / PRIVATE BAG X22  
 BREDASDORP 7280



27 MAY 2019

TEL: 028 425 1157 • FAX: 028 425 1014  
 info@odm.org.za • www.odm.org.za

AS

# OVERBERG DISTRICT MUNICIPALITY

DC3 Overberg - Supporting Table SA6 Reconciliation of IDP strategic objectives and budget (capital expenditure)

Strategic Objective	Goal	Goal Code	Ref	2015/16	2016/17	2017/18	Current Year 2018/19			2019/20 Medium Term Revenue & Expenditure Framework		
				Audited Outcome	Audited Outcome	Audited Outcome	Original Budget	Adjusted Budget	Full Year Forecast	Budget Year 2018/20	Budget Year +1 2020/21	Budget Year +2 2021/22
R thousand												
Good governance and Community Participation	To ensure good governance practices by providing a democratic and pro-active	A		20	3	36	72	12	12	-	-	-
Basic Services and Infrastructure	To ensure health and safety of all in the Overberg District through the provision of	B		1 153	3 798	4 166	30 905	29 578	29 578	10 628	2 841	3 125
Local Economic Development	To promote Local economic development by supporting initiatives in the District for the	C		2 271	276	265	1 175	1 575	1 575	360	630	470
Financial Viability	To attain and maintain financial viability and sustainability by executing accounting services	D		105	2 705	779	310	74	74	65	35	35
Municipal Transformation & Institutional Development	To ensure Municipal Transformation & Institutional Development by creating a	E		28	-	95	279	630	630	300	300	300
Allocations to other priorities			3									
<b>Total Capital Expenditure</b>			1	<b>3 576</b>	<b>6 782</b>	<b>5 332</b>	<b>32 741</b>	<b>31 869</b>	<b>31 869</b>	<b>11 353</b>	<b>3 706</b>	<b>3 930</b>

OVERBERG DISTRICT MUNICIPALITY  
26 LONG STREET / PRIVATE BAG X22  
BREDASDORP 7280



27 MAY 2019

TEL: 028 425 1157 • FAX: 028 425 1014  
info@odm.org.za • www.odm.org.za

20

# OVERBERG DISTRICT MUNICIPALITY

DC3 Overberg - Supporting Table SA7 Measureable performance objectives

Description	Unit of measurement	2015/16	2016/17	2017/18	Current Year 2018/19			2019/20 Medium Term Revenue & Expenditure Framework		
		Audited Outcome	Audited Outcome	Audited Outcome	Original Budget	Adjusted Budget	Full Year Forecast	Budget Year 2019/20	Budget Year +1 2020/21	Budget Year +2 2021/22
Vote 1 - Municipal Manager										
Function 1 (name)										
Executive										
People from employment equity target	Number of people		0	1	1	1	1	1		
Executive Support										
Internal Audit										
Develop a Risk-based Audit Plan (RBAP) for 2020/2021 financial year and table to the Audit and Performance Audit Committee by June 2020	Annual RBAP developed and table to the Audit and Performance Audit Committee	1	1	1	1	1	1	1	1	1
Execute audit projects in terms of the Risk Base Audit Plan (RBAP)	Number of audits executed per annum			18	14	14	14	14	14	14
IDP & Communication										
Facilitate IDP awareness campaigns	Number of IDP awareness campaigns facilitated per annum			2	2	2	2	2	2	2
Publishing of External New settlers bi-annually to Stakeholders	Number of external new settlers published per annum	2	2	2	2	2	2	2	2	2
Performance & Risk Management										
Prepare Top Layer SDBIP for approval by Mayor within 28 days after the adoption of 2020/2021 budget	Top Layer SDBIP submitted to Mayor for approval	1	1	1	1	1	1	1	1	1
Review annually the Top Layer SDBIP to Inform Council should a revised Top Layer SDBIP be necessary	SDBIP reviewed by January 2020				1	1	1	1	1	1
Shared Services										
Vote 2 - Management Services										
Vote 3 - Corporate Services										
Record Management										
Human Resources										
Coordinate health & safety evacuation drills at ODM workstations by 30 June 2020	Number of drills coordinated per annum			2	2	2	2	2	2	2
Percentage of Municipal budget actually spend on the implementation of the Workplace Skills Plan by 30 June 2020 (Reg)	% of budget spent on the WSP per annum (Actual spent on Training/Total Budget)	0.23%	0.23%	0.35%	0.20%	0.20%	0.20%	0.13%		
Corporate Support										
Committee, Records & Counsellor Support										
ICT										

OVERBERG DISTRICT MUNICIPALITY  
26 LONG STREET / PRIVATE BAG X22  
BREDASDORP 7280



27 MAY 2019

TEL: 028 425 1157 • FAX: 028 425 1014  
info@odm.org.za • www.odm.org.za

OVERBERG DISTRICT MUNICIPALITY

OVERBERG DISTRICT MUNICIPALITY  
26 LONG STREET / PRIVATE BAG X22  
BREDASDORP 7280



27 MAY 2019

TEL: 028 425 1157 • FAX: 028 425 1014  
Info@odm.org.za • www.odm.org.za

DC3 Overberg - Supporting Table SA7 Measureable performance objectives											
Description	Unit of measurement	2015/16		2016/17		2017/18		Current Year 2018/19		2019/20 Medium Term Revenue & Expenditure Framework	
		Audited Outcome	Audited Outcome	Audited Outcome	Audited Outcome	Original Budget	Adjusted Budget	Full Year Forecast	Budget Year 2019/20	Budget Year +1 2020/21	Budget Year +2 2021/22
<b>Vote 4 - Finance Executive</b>											
Measured financial viability in terms of the municipality's ability to meet its service debt obligations by 30 June 2020 (Debt coverage) (Reg)	% the municipality was able to meet its Debt obligation (Total operating revenue received - operating grants)/debt service	38.60%	18.43%	14.24%	30.00%	30.00%	30.00%	30.00%	30.00%	30.00%	30.00%
Measured financial viability in terms of the available cash to cover fixed operating expenditure by 30 June 2020 (Cost coverage) (Reg)	Number of days Cash were available to cover fixed operating expenditure (All available cash at a particular time + investments)/monthly	23.66	72.73	72.70	60	60	60	60	40	40	40
Measured financial viability in terms of percentage outstanding service debtors by 30 June 2020 (Service Debtors) (Reg)	% Outstanding service debtors per annum (Total outstanding service debtors/annual revenue received for services)	1.80%	8.24%	11.75%	9.00%	9.00%	9.00%	9.00%	10.00%	10.00%	10.00%
Report on Percentage Capital budget actually spend on capital projects by 30 June 2020 (Reg)	% of capital budget actually spent on capital projects for the annum (Actual spent on capital projects/Total capital)	89.64%	88.00%	119.29%	95.00%	95.00%	95.00%	95.00%	95.00%	95.00%	95.00%
<b>Financial Support</b>											
Complete and submit Annual Financial Statements to the Auditor-General by 31 August 2019	Annual Financial Statements submitted to the Auditor-General	1	1	1	1	1	1	1	1	1	1
<b>Revenue</b>											
<b>Expenditure</b>											
<b>Supply Chain Management</b>											
Report bi-annually to Council on the performance of service providers for quotations and tenders above R300000	Number of reports submitted to Council per annum			2	2	2	2	2	2	2	2
Coordinate and facilitate two SCM/LED Open days by 30 June 2020	Number of SCM/LED open days coordinated and facilitated per annum			2	2	2	2	2	2	2	2
Invite service providers to register on the suppliers database by 30 June 2020	Invitation placed in local media			1	1	1	1	1	1	1	1

# OVERBERG DISTRICT MUNICIPALITY

Vote 5 - Community Services										
Executive										
Community Services Support										
Municipal Health										
Take domestic drinking water samples in towns and communities to monitor water quality (SAN	Number of samples taken per annum	510	474	543	480	480	400	300	300	
Take food samples to monitor the quality of Food for the FCD Act and legislative requirements	Number of samples taken per annum	352	389	386	400	400	400	400	400	
Inspect waste management sites wrt generators and couriers of medical waste according to Municipal Health By-Law of Council	Number of sites inspected per annum	135	132	153	120	120	120	120	120	
Take water sample at Sewerage Final Outflow to monitor water quality (SAN 241 as amended)	Number of samples taken per annum	125	130	144	160	160	160	160	160	
Inspect Food Premises according to Regulation R.962	Number of food Premises inspected per annum	1554	1487	1682	1560	1560	1560	1560	1560	
Inspect crèches and issue an health certificate according to the Municipal Health By-law	Number of crèches inspected per annum							160	160	
Comprehensive Health										
Environmental Management										
Report quarterly to the Community Services Portfolio Committee on the activities of the Municipal Coastal Committee	Number of reports submitted per annum	4	3	4	4	4	4	4	4	
Create temporary job opportunities through the alien vegetation cleaning initiatives by 30 June 2020	Number of job opportunities created per annum			44	15	15	15	20		

OVERBERG DISTRICT MUNICIPALITY  
26 LONG STREET / PRIVATE BAG X22  
BREDASDORP 7280



27 MAY 2019

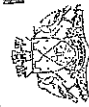
TEL: 028 425 1157 • FAX: 028 425 1014  
info@odm.org.za • www.odm.org.za

# OVERBERG DISTRICT MUNICIPALITY

DC3 Overberg - Supporting Table SA7 Measureable performance objectives

Description	Unit of measurement	2015/16	2016/17	2017/18	Current Year 2018/19			2019/20 Medium Term Revenue & Expenditure Framework		
		Audited Outcome	Audited Outcome	Audited Outcome	Original Budget	Adjusted Budget	Full Year Forecast	Budget Year 2019/20	Budget Year +1 2020/21	Budget Year +2 2021/22
<b>Solid Waste</b>										
Report annually to the Community Portfolio Committee on the outcome of Karwyderskraal Landfill site adherence to the permit conditions by June 2020	Report submitted to the Community Portfolio Committee				1	1	1	1	1	1
Report quarterly to the Community Portfolio Committee on the activities of the Regional Waste Forum	Number of reports submitted per annum	4	3	4	4	4	4	4	4	4
<b>Emergency Services</b>										
Table the revised Disaster Risk Management Plan to Council by 30 June 2020	Revised Disaster Management Plan tabled to Council	1	1	1	1	1	1	1	1	1
Table to Council the revised Disaster Management Framework by 30 June 2020	Revised Disaster Management Framework tabled to Council	1	1	1	1	1	1	1	1	1
Revised annually the Safer Communities Project Plan and tabled to Community Services Portfolio Committee	Revised Safer Communities Project Plan tabled	1	1	1	1	1	1	1	1	1
Present annually the Revised Festive and Fire Season Readiness Plan to the DCF Tech	Revised Festive and Fire Season Readiness plan presented	1	1	1	1	1	1	1	1	1
Construction of a Fire Station at Caledon by June 2020	Fire Station constructed				1	0	0	1	1	1
Report quarterly to the DCF Tech on drought and water security	Number of drought and water security reports				4	4	4	4	4	4
Facilitate integrated fire management sessions with land owners in the Overberg by June 2020	Number of sessions facilitated per annum				8	8	8	8	8	8

OVERBERG DISTRICT MUNICIPALITY  
26 LONG STREET / PRIVATE BAG 622  
BREDASDORP 7280



27 MAY 2019

TEL: 028 425 1157 • FAX: 028 425 1014  
Info@odm.org.za • www.odm.org.za

OVERBERG DISTRICT MUNICIPALITY

LED, Tourism, Resorts & EPWP										
Develop and table a RED and Tourism implementation plan to the Community Portfolio Committee									1	
Report progress of planned deliverables in the District RED & Strategy to the Community Portfolio Committee									1	2
Create temporary job opportunities through the municipality's EPWP programme by 30 June									194	
Develop Cape Overberg Brochure				543		450			1	
Establish a District Social Development stakeholders structure by June 2020									1	
<b>Roads</b>										
Upgrade of roads to permanent surface					5.02		3.72		4.05	
Kilometers of gravel roads to be regravelled			45.23		34.84		40.86		33.29	
Kilometers of gravel roads to be bladed			5948.63		6284.38		6000		6400	6000
Submit annually a business plan for provincial roads budget allocation to Dept of Transport and Public Works			1		1		1		1	1

OVERBERG DISTRICT MUNICIPALITY  
26 LONG STREET / PRIVATE BAG X22  
BREDASDORP 7280



27 MAY 2019

TEL: 028 425 1167 • FAX: 028 425 1014  
info@odm.org.za • www.odm.org.za

*[Handwritten signature]*



27 MAY 2019

OVERBERG DISTRICT MUNICIPALITY

DC3 Overberg - Supporting Table SA8 Performance indicators and benchmarks

Description of financial indicator	Basis of calculation	2015/16	2016/17	2017/18	Current Year 2018/19						
		Audited Outcome	Audited Outcome	Audited Outcome	Original Budget	Adjusted Budget	Full Year Forecast	Pre-audit outcome	Budget Year 2019/20	Budget Year +1 2020/21	Budget Year +2 2021/22
<b>Borrowing Management</b>											
Credit Rating											
Capital Charges to Operating Expenditure	Interest & Principal Paid /Operating Expenditure	4.8%	5.5%	4.9%	3.8%	4.8%	4.8%	4.8%	5.4%	5.5%	5.6%
Capital Charges to Own Revenue	Finance charges & Repayment of borrowing /Own Revenue	22.7%	30.4%	23.3%	17.4%	25.9%	25.9%	25.9%	24.3%	27.4%	28.2%
Borrowed funding of 'own' capital expenditure	Borrowing/Capital expenditure excl. transfers and grants and contributions	0.0%	0.0%	0.0%	86.3%	102.6%	102.6%	102.6%	0.0%	0.0%	0.0%
<b>Safety of Capital</b>											
Gearing	Long Term Borrowing/ Funds & Reserves	0.0%	0.0%	0.0%	0.0%	0.0%	0.0%	0.0%	0.0%	0.0%	0.0%
<b>Liquidity</b>											
Current Ratio	Current assets/current liabilities	1.7	1.7	1.3	1.3	1.5	1.5	1.5	1.3	1.2	1.0
Current Ratio adjusted for aged debtors	Current assets less debtors > 90 days/current liabilities	1.7	1.7	1.3	1.3	1.5	1.5	1.5	1.3	1.2	1.0
Liquidity Ratio	Monetary Assets/Current Liabilities	0.9	1.4	1.2	1.0	1.4	1.4	1.4	1.2	1.0	0.8
<b>Revenue Management</b>											
Annual Debtors Collection Rate (Payment Level %)	Last 12 Mths Receipts/Last 12 Mths Billing		101.7%	100.1%	97.4%	100.0%	100.0%	100.0%	100.0%	100.0%	100.0%
Current Debtors Collection Rate (Cash receipts % of Ratepayer & Other revenue)		101.7%	100.1%	97.4%	100.0%	100.0%	100.0%	100.0%	100.0%	100.0%	100.0%
Outstanding Debtors to Revenue	Total Outstanding Debtors to Annual Revenue	28.2%	21.4%	17.3%	16.6%	15.7%	15.7%	15.7%	14.4%	14.1%	13.4%
Longstanding Debtors Recovered	Debtors > 12 Mths Recovered/Total Debtors > 12 Months Old										
<b>Creditors Management</b>											
Creditors System Efficiency	% of Creditors Paid Within Terms (within MFMA' s 65(e))										
Creditors to Cash and Investments		2.5%	3.6%	7.2%	3.9%	3.7%	3.7%	3.7%	4.2%	4.6%	5.5%
<b>Other Indicators</b>											
Electricity Distribution Losses (Z)	Total Volume Losses (kWh)										
	Total Cost of Losses (Rand '000)										
	% Volume (units purchased and generated less units sold)/units purchased and generated										
Water Distribution Losses (Z)	Total Volume Losses (kft)										
	Total Cost of Losses (Rand '000)										
	% Volume (units purchased and generated less units sold)/units purchased and generated										
Employee costs	Employee costs/(Total Revenue - capital revenue)	47.4%	53.0%	49.0%	52.2%	49.0%	49.0%	49.0%	47.1%	48.7%	49.0%
Remuneration	Total remuneration/(Total Revenue - capital revenue)	50.6%	56.3%	52.3%	55.3%	52.2%	52.2%	52.2%	50.2%	51.8%	52.2%
Repairs & Maintenance	R&M/(Total Revenue excluding capital revenue)	44.5%	44.0%	43.1%	46.6%	46.8%	46.8%	46.8%	44.1%	46.0%	46.3%
Finance charges & Depreciation	FC&D/(Total Revenue - capital revenue)	6.0%	7.0%	6.3%	4.3%	5.1%	5.1%	5.1%	5.8%	6.0%	6.1%
<b>IDP regulation financial viability indicators</b>											
i. Debt coverage	(Total Operating Revenue - Operating Grants)/Debt service payments due within financial year	9.6	7.1	11.6	9.6	9.6	9.6	7.0	8.7	7.5	8.0
ii. O/S Service Debtors to Revenue	Total outstanding service debtors/annual revenue received for services	122.4%	36.5%	24.2%	24.1%	21.2%	21.2%	21.2%	13.5%	12.7%	12.0%
iii. Cost coverage	(Available cash + investments)/monthly fixed operational expenditure	2.2	3.0	3.0	1.9	3.1	3.1	3.1	2.5	2.1	1.7



# OVERBERG DISTRICT MUNICIPALITY

DCS Overberg - Supporting Table SA9 Social, economic and demographic statistics and assumptions

Description of economic indicator	Ref.	Basis of calculation	2001 Census	2007 Survey	2011 Census	2015/16	2016/17	2017/18	Current Year 2018/19	2019/20 Medium Term Revenue & Expenditure Framework		
						Outcome	Outcome	Outcome	Original Budget	Outcome	Outcome	Outcome
<b>Demographics</b>												
Population												
Females aged 5 - 14												
Males aged 5 - 14												
Females aged 15 - 34												
Males aged 15 - 34												
Unemployment												
<b>Monthly household income (no. of households)</b>	1, 12											
No income												
R1 - R1 500												
R1 501 - R3 200												
R3 201 - R5 400												
R5 401 - R12 500												
R12 501 - R25 500												
R25 501 - R51 200												
R52 201 - R102 400												
R102 401 - R204 500												
R204 501 - R409 500												
R409 501 - R819 200												
> R819 200												
<b>Poverty profiles (no. of households)</b>												
< R2 050 per household per month	13											
Insert description	2											
<b>Household demographics (000)</b>												
Number of people in municipal area												
Number of poor people in municipal area												
Number of households in municipal area												
Number of poor households in municipal area												
Definition of poor household (R per month)												
<b>Housing statistics</b>												
Formal	3											
Informal												
Total number of households												
Dwellings provided by municipality	4											
Dwellings provided by provincial												
Dwellings provided by private sector	5											
Total new housing dwellings												
<b>Economic</b>												
Interest/inflation outlook (CPI)	6											
Interest rate - borrowing												
Interest rate - investment												
Remuneration increases												
Consumption growth (electricity)												
Consumption growth (water)												
<b>Collection rates</b>	7											
Property tax/services charges												
Rentals of facilities & equipment												
Interest - external investments												
Interest - debtors												
Revenues from agency services												

OVERBERG DISTRICT MUNICIPALITY  
26 LONG STREET / PRIVATE BAG X22  
BREDASDORP 7280



27 MAY 2019

TEL: 028 425 1167 • FAX: 028 425 1014  
info@odm.org.za • www.odm.org.za

# OVERBERG DISTRICT MUNICIPALITY

DC3 Overberg Supporting Table SA10 Funding measurement

Description	MFMA section	Ref	2015/16	2016/17	2017/18	Current Year 2018/19				2019/20 Medium Term Revenue & Expenditure Framework		
			Audited Outcome	-Audited Outcome	Audited Outcome	Original Budget	Adjusted Budget	Full Year Forecast	Pre-audit outcome	Budget Year 2019/20	Budget Year +1 2020/21	Budget Year +2 2021/22
<b>Funding measures</b>												
Cash/cash equivalents at the year end - R'000	18(1)b	1	22 376	32 276	36 715	25 167	39 528	39 528	39 528	35 153	31 757	26 639
Cash + investments at the yr end less applications - R'000	18(1)b	2	37 543	56 045	45 675	48 595	51 173	51 173	57 301	52 131	48 735	43 617
Cash year end/monthly employee/supplier payments	18(1)b	3	2.2	3.0	3.0	1.9	3.1	3.1	3.1	2.5	2.1	1.7
Surplus/(Deficit) excluding depreciation offsets: R'000	18(1)	4	4 474	(2 557)	(1 470)	1 610	432	432	432	(2 427)	(9 805)	(11 819)
Service charge rev % change - macro CPIX target exclusive	18(1)a,(2)	5	N.A.	(72.5%)	(96.7%)	13166.4%	(74.7%)	(6.0%)	(6.0%)	239.2%	0.0%	0.0%
Cash receipts % of Ratepayer & Other revenue	18(1)a,(2)	6	63.3%	106.7%	82.7%	100.0%	102.3%	102.3%	102.3%	99.8%	99.8%	99.8%
Debt impairment expense as a % of total billable revenue	18(1)a,(2)	7	3.4%	13.7%	19.7%	0.0%	0.0%	0.0%	0.0%	0.0%	0.0%	0.0%
Capital payments % of capital expenditure	18(1)c;19	8	29.5%	67.8%	100.0%	100.0%	100.0%	100.0%	100.0%	100.0%	100.0%	100.0%
Borrowing receipts % of capital expenditure (excl. transfers)	18(1)c	9	0.0%	0.0%	0.0%	86.3%	102.6%	102.6%	102.6%	0.0%	0.0%	0.0%
Grants % of Gov.L. legislated/gazetted allocations	18(1)a	10								0.0%	0.0%	0.0%
Current consumer debtors % change - incr(decr)	18(1)a	11	N.A.	(71.2%)	(25.5%)	34.2%	(40.1%)	0.0%	0.0%	0.0%	0.0%	0.0%
Long term receivables % change - incr(decr)	18(1)a	12	N.A.	0.0%	0.0%	0.0%	0.0%	0.0%	0.0%	0.0%	0.0%	0.0%
R&M % of Property Plant & Equipment	20(1)(v)i	13	182.0%	158.1%	175.1%	120.0%	126.4%	126.4%	130.3%	117.9%	124.6%	131.4%
Asset renewal % of capital budget	20(1)(v)i	14	89.9%	80.0%	43.8%	5.7%	5.9%	5.9%	0.0%	2.1%	0.9%	0.9%

OVERBERG DISTRICT MUNICIPALITY  
26 LONG STREET / PRIVATE BAG A22  
BREDASSDORF 7280



27 MAY 2019

TEL: 028 425 1157 • FAX: 028 426 1014  
info@odm.org.za • www.odm.org.za

AS

# OVERBERG DISTRICT MUNICIPALITY

OVERBERG DISTRICT MUNICIPALITY  
26 LONG STREET / PRIVATE BAG X22  
BREDASDORP 7280



27 MAY 2019

TEL: 028 425 1157 • FAX: 028 425 1014  
info@odm.org.za • www.odm.org.za

DC3 Overberg - Supporting Table SA11 Property rates summary

Description	Ref	2015/16	2016/17	2017/18	Current Year 2018/19			2019/20 Medium Term Revenue & Expenditure Framework		
		Audited Outcome	Audited Outcome	Audited Outcome	Original Budget	Adjusted Budget	Full Year Forecast	Budget Year 2019/20	Budget Year +1 2020/21	Budget Year +2 2021/22
<b>Valuation:</b>	1									
Date of valuation:										
Financial year valuation used										
Municipal by-laws s6 in place? (Y/N)	2									
Municipal/assistant valuer appointed? (Y/N)										
Municipal partnership s38 used? (Y/N)										
No. of assistant valuers (FTE)	3									
No. of data collectors (FTE)	3									
No. of internal valuers (FTE)	3									
No. of external valuers (FTE)	3									
No. of additional valuers (FTE)	4									
Valuation appeal board established? (Y/N)										
Implementation time of new valuation roll (mths)										
No. of properties	5									
No. of sectional title values	5									
No. of unreasonably difficult properties s7(2)										
No. of supplementary valuations										
No. of valuation roll amendments										
No. of objections by rate payers										
No. of appeals by rate payers										
No. of successful objections	8									
No. of successful objections > 10%	8									
Supplementary valuation										
Public service infrastructure value (Rm)	5									
Municipality owned property value (Rm)										
<b>Valuation reductions:</b>										
Valuation reductions-public infrastructure (Rm)										
Valuation reductions-nature reserves/park (Rm)										
Valuation reductions-mineral rights (Rm)										
Valuation reductions-R15,000 threshold (Rm)										
Valuation reductions-public worship (Rm)										
Valuation reductions-other (Rm)										
<b>Total valuation reductions:</b>										
Total value used for rating (Rm)	5									
Total land value (Rm)	5									
Total value of improvements (Rm)	5									
Total market value (Rm)	5									
<b>Rating:</b>										
Residential rate used to determine rate for other categories? (Y/N)										
Differential rates used? (Y/N)	5									
Limit on annual rate increase (s20)? (Y/N)										
Special rating area used? (Y/N)										
Phasing-in properties s21 (number)										
Rates policy accompanying budget? (Y/N)										
Fixed amount minimum value (R'000)										
Non-residential prescribed ratio s19? (%)										
<b>Rate revenue:</b>										
Rate revenue budget (R'000)	6									
Rate revenue expected to collect (R'000)	6									
Expected cash collection rate (%)										
Special rating areas (R'000)	7									
Rebates, exemptions - indigent (R'000)										
Rebates, exemptions - pensioners (R'000)										
Rebates, exemptions - bona fide farm. (R'000)										
Rebates, exemptions - other (R'000)										
Phase-in reductions/discounts (R'000)										
<b>Total rebates, exemptions, reductions, discounts (R'000)</b>										



27 MAY 2019

TEL: 038 425 1187 • FAX: 038 425 1014  
info@odm.org.za • www.odm.org.za

OVERBERG DISTRICT MUNICIPALITY

DC3 Overberg - Supporting Table SA12a Property rates by category (current year)

Description	Ref	Resi.	Indust.	Bus. & Comm.	Farm props.	State-owned	Muni props.	Public service infra.	Private owned towns	Formal & Informal Settle.	Comm. Land	State trust land	Section 8(2)(n) (note 1)	Protect. Areas	National Monum/ts	Public benefit organs.	Mining Props.
<b>Current Year 2018/19</b>																	
<b>Valuation:</b>																	
No. of properties																	
No. of sectional title property values																	
No. of unreasonably difficult properties s7(2)																	
No. of supplementary valuations																	
Supplementary valuation (Rm)																	
No. of valuation roll amendments																	
No. of objections by rate-payers																	
No. of appeals by rate-payers																	
No. of appeals by rate-payers finalised																	
No. of successful objections	5																
No. of successful objections > 10%	5																
Estimated no. of properties not valued																	
Years since last valuation (select)																	
Frequency of valuation (select)																	
Method of valuation used (select)																	
Base of valuation (select)																	
Phasing-in properties s21 (number)																	
Combination of rating types used? (Y/N)																	
Fiat rate used? (Y/N)																	
Is balance raised by uniform rate/variable rate?																	
<b>Valuation reductions:</b>																	
Valuation reductions-public infrastructure (Rm)																	
Valuation reductions-nature reserves/park (Rm)																	
Valuation reductions-mineral rights (Rm)																	
Valuation reductions-R15,000 threshold (Rm)																	
Valuation reductions-public worship (Rm)																	
Valuation reductions-other (Rm)																	
<b>Total valuation reductions:</b>	2																
Total value used for rating (Rm)	6																
Total land value (Rm)	6																
Total value of improvements (Rm)	6																
Total market value (Rm)	6																
<b>Rating:</b>																	
Average rate	3																
Rate revenue budget (R'000)																	
Rate revenue expected to collect (R'000)																	
Expected cash collection rate (%)	4																
Special rating areas (R'000)																	
Rebates, exemptions - indigent (R'000)																	
Rebates, exemptions - pensioners (R'000)																	
Rebates, exemptions - bona fide farm. (R'000)																	
Rebates, exemptions - other (R'000)																	
Phase-in reductions/discounts (R'000)																	
<b>Total rebates, exemptions, reductions, discs (R'000)</b>																	

# OVERBERG DISTRICT MUNICIPALITY

DC3 Overberg - Supporting Table SA12b Property rates by category (budget year)

Description	Ref	Resi.	Indust.	Bus. & Comm.	Farm props.	State-owned	Muni props.	Public service infra.	Private owned towns	Formal & Informal Settle.	Comm. Land	State trust land	Section 8(2)(n) (note 1)	Protect. Areas	National Monum/Is	Public benefit organs.	Mining Props.
<b>Budget Year 2019/20</b>																	
<b>Valuation:</b>																	
No. of properties																	
No. of sectional title property values																	
No. of unreasonably difficult properties s7(2)																	
No. of supplementary valuations																	
Supplementary valuation (Rm)																	
No. of valuation roll amendments																	
No. of objections by rate-payers																	
No. of appeals by rate-payers																	
No. of appeals by rate-payers finalised																	
No. of successful objections	5																
No. of successful objections > 10%	5																
Estimated no. of properties not valued																	
Years since last valuation (select)																	
Frequency of valuation (select)																	
Method of valuation used (select)																	
Base of valuation (select)																	
Phasing-in properties s21 (number)																	
Combination of rating types used? (Y/N)																	
Fiat rate used? (Y/N)																	
is balance rated by uniform rate/v variable rate?																	
<b>Valuation reductions:</b>																	
Valuation reductions-public infrastructure (Rm)																	
Valuation reductions-nature reserves/park (Rm)																	
Valuation reductions-mineral rights (Rm)																	
Valuation reductions-R15,000 threshold (Rm)																	
Valuation reductions-public worship (Rm)																	
Valuation reductions-other (Rm)																	
<b>Total valuation reductions:</b>	2																
Total value used for rating (Rm)	6																
Total land value (Rm)	6																
Total value of improvements (Rm)	6																
Total market value (Rm)	6																
<b>Rating:</b>																	
Average rate	3																
Rate revenue budget (R'000)																	
Rate revenue expected to collect (R'000)																	
Expected cash collection rate (%)																	
Special rating areas (R'000)																	
Rebates, exemptions - indigent (R'000)																	
Rebates, exemptions - pensioners (R'000)																	
Rebates, exemptions - bona fide farm. (R'000)																	
Rebates, exemptions - other (R'000)																	
Phase-in reductions/discounts (R'000)																	
<b>Total rebates, exemptions, reductions, discounts (R'000)</b>																	

OVERBERG DISTRICT MUNICIPALITY  
26 LONG STREET / PRIVATE BAG X22  
EREDASSDOKP 7280



27 MAY 2019


TEL: 028 425 1157 • FAX: 028 425 1014  
info@odm.org.za • www.odm.org.za

# OVERBERG DISTRICT MUNICIPALITY

DC3 Overberg - Supporting Table SA13a Service Tariffs by category

Description	Ref	Provide description of tariff structure where appropriate	2015/16	2016/17	2017/18	Current Year 2018/19	2019/20 Medium Term Revenue & Expenditure Framework		
							Budget Year 2019/20	Budget Year +1 2020/21	Budget Year +2 2021/22
<b>Property rates (rate in the Rand)</b>	1								
Residential properties									
Residential properties - vacant land									
Formal/informal settlements									
Small holdings									
Farm properties - used									
Farm properties - not used									
Industrial properties									
Business and commercial properties									
Communal land - residential									
Communal land - small holdings									
Communal land - farm property									
Communal land - business and commercial									
Communal land - other									
State-owned properties									
Municipal properties									
Public service infrastructure									
Privately owned towns serviced by the State trust land									
Restitution and redistribution properties									
Protected areas									
National monuments properties									
<b>Exemptions, reductions and rebates (Rands)</b>									
<b>Residential properties</b>									
R15 000 threshold rebate			15 000	15 000	15 000	15 000	15 000	15 000	15 000
General residential rebate									
Indigent rebate or exemption									
Pensioners/social grants rebate or exemption									
Temporary relief rebate or exemption									
Bona fide farmers rebate or exemption									
<b>Other rebates or exemptions</b>	2								
<b>Water tariffs</b>									
<b>Domestic</b>									
Basic charge/ixed fee (Rands/month)									
Service point - vacant land (Rands/month)									
Water usage - flat rate tariff (c/k/l)									
Water usage - life line tariff		(describe structure)							
Water usage - Block 1 (c/k/l)		(fill in thresholds)							
Water usage - Block 2 (c/k/l)		(fill in thresholds)							
Water usage - Block 3 (c/k/l)		(fill in thresholds)							
Water usage - Block 4 (c/k/l)		(fill in thresholds)							
<b>Other</b>	2								
<b>Waste water tariffs</b>									
<b>Domestic</b>									
Basic charge/ixed fee (Rands/month)									
Service point - vacant land (Rands/month)									
Waste water - flat rate tariff (c/k/l)									
Volumetric charge - Block 1 (c/k/l)		(fill in structure)							
Volumetric charge - Block 2 (c/k/l)		(fill in structure)							
Volumetric charge - Block 3 (c/k/l)		(fill in structure)							
Volumetric charge - Block 4 (c/k/l)		(fill in structure)							
<b>Other</b>	2								
<b>Electricity tariffs</b>									
<b>Domestic</b>									
Basic charge/ixed fee (Rands/month)									
Service point - vacant land (Rands/month)									
FBE		(how is this targeted?)							
Life-line tariff - meter		(describe structure)							
Life-line tariff - prepaid		(describe structure)							
Flat rate tariff - meter (c/kwh)									
Flat rate tariff - prepaid(c/kwh)									
Meter - IBT Block 1 (c/kwh)		(fill in thresholds)							
Meter - IBT Block 2 (c/kwh)		(fill in thresholds)							
Meter - IBT Block 3 (c/kwh)		(fill in thresholds)							
Meter - IBT Block 4 (c/kwh)		(fill in thresholds)							
Meter - IBT Block 5 (c/kwh)		(fill in thresholds)							
Prepaid - IBT Block 1 (c/kwh)		(fill in thresholds)							
Prepaid - IBT Block 2 (c/kwh)		(fill in thresholds)							
Prepaid - IBT Block 3 (c/kwh)		(fill in thresholds)							
Prepaid - IBT Block 4 (c/kwh)		(fill in thresholds)							
Prepaid - IBT Block 5 (c/kwh)		(fill in thresholds)							
<b>Other</b>	2								
<b>Waste management tariffs</b>									
<b>Domestic</b>									
Street cleaning charge									
Basic charge/ixed fee									
80l bin - once a week									
250l bin - once a week									

OVERBERG DISTRICT MUNICIPALITY  
26 LONG STREET / PRIVATE BAG X22  
BREDASDORP 7280



27 MAY 2019

TEL: 028 425 1157 • FAX: 028 425 1014  
info@odm.org.za • www.odm.org.za

References

*Handwritten initials*

# OVERBERG DISTRICT MUNICIPALITY

DC3 Overberg - Supporting Table SA13b Service Tariffs by category - explanatory

Description	Ref	Provide description of tariff structure where appropriate	2015/16	2016/17	2017/18	Current Year 2018/19	2019/20 Medium Term Revenue & Expenditure Framework		
							Budget Year 2019/20	Budget Year +1 2020/21	Budget Year +2 2021/22
							<p><b>Exemptions, reductions and rebates (Rands)</b> [insert lines as applicable]</p>		
<p><b>Water tariffs</b> [insert blocks as applicable]</p>									
<p><b>Waste water tariffs</b> [insert blocks as applicable]</p>									
<p><b>Electricity tariffs</b> [insert blocks as applicable]</p>									

OVERBERG DISTRICT MUNICIPALITY  
 26 LONG STREET / PRIVATE ONE  
 BREDASDORP 7280



27 MAY 2019

TEL: 023 625 1167 • FAX: 023 625 1168  
 info@odm.org.za • www.odm.org.za



# OVERBERG DISTRICT MUNICIPALITY

DC3 Overberg - Supporting Table SA14 Household bills

Description	Ref	2015/16	2016/17	2017/18	Current Year 2018/19			2019/20 Medium Term Revenue & Expenditure Framework			
		Audited Outcome	Audited Outcome	Audited Outcome	Original Budget	Adjusted Budget	Full Year Forecast	Budget Year 2019/20 % Incr.	Budget Year 2019/20	Budget Year +1 2020/21	Budget Year +2 2021/22
<b>Rand/cent</b>											
<b>Monthly Account for Household - 'Middle Income Range'</b>											
1											
Rates and services charges:											
Property rates											
Electricity: Basic levy											
Electricity: Consumption											
Water: Basic levy											
Water: Consumption											
Sanitation											
Refuse removal											
Other											
sub-total											
VAT on Services											
Total large household bill:											
% increase/-decrease											
<b>Monthly Account for Household - 'Affordable Range'</b>											
2											
Rates and services charges:											
Property rates											
Electricity: Basic levy											
Electricity: Consumption											
Water: Basic levy											
Water: Consumption											
Sanitation											
Refuse removal											
Other											
sub-total											
VAT on Services											
Total small household bill:											
% increase/-decrease											
<b>Monthly Account for Household - 'Indigent'</b>											
3											
Household receiving free basic services											
Rates and services charges:											
Property rates											
Electricity: Basic levy											
Electricity: Consumption											
Water: Basic levy											
Water: Consumption											
Sanitation											
Refuse removal											
Other											
sub-total											
VAT on Services											
Total small household bill:											
% increase/-decrease											

OVERBERG DISTRICT MUNICIPALITY  
 26 LONG STREET / PRIVATE BAG A22  
 BREDASDORP 7280



27 MAY 2019

TEL: 028 425 1157 • FAX: 028 425 1014  
 info@odm.org.za • www.odm.org.za



# OVERBERG DISTRICT MUNICIPALITY

DC3 Overberg - Supporting Table SA15 Investment particulars by type

Investment type	Ref	2015/16	2016/17	2017/18	Current Year 2018/19			2019/20 Medium Term Revenue & Expenditure Framework		
		Audited Outcome	Audited Outcome	Audited Outcome	Original Budget	Adjusted Budget	Full Year Forecast	Budget Year 2019/20	Budget Year +1 2020/21	Budget Year +2 2021/22
<b>R thousand</b>										
<b>Parent municipality</b>										
Securities - National Government		-	-	-	-	-	-	-	-	-
Listed Corporate Bonds		-	-	-	-	-	-	-	-	-
Deposits - Bank		-	-	-	-	-	-	-	-	-
Deposits - Public Investment Commissioners		-	-	-	-	-	-	-	-	-
Deposits - Corporation for Public Deposits		-	-	-	-	-	-	-	-	-
Bankers Acceptance Certificates		-	-	-	-	-	-	-	-	-
Negotiable Certificates of Deposit - Banks		-	-	-	-	-	-	-	-	-
Guaranteed Endowment Policies (sinking)		-	-	-	-	-	-	-	-	-
Repurchase Agreements - Banks		-	-	-	-	-	-	-	-	-
Municipal Bonds		-	-	-	-	-	-	-	-	-
<b>Municipality sub-total</b>	1	-	-	-	-	-	-	-	-	-
<b>Entities</b>										
Securities - National Government		-	-	-	-	-	-	-	-	-
Listed Corporate Bonds		-	-	-	-	-	-	-	-	-
Deposits - Bank		-	-	-	-	-	-	-	-	-
Deposits - Public Investment Commissioners		-	-	-	-	-	-	-	-	-
Deposits - Corporation for Public Deposits		-	-	-	-	-	-	-	-	-
Bankers Acceptance Certificates		-	-	-	-	-	-	-	-	-
Negotiable Certificates of Deposit - Banks		-	-	-	-	-	-	-	-	-
Guaranteed Endowment Policies (sinking)		-	-	-	-	-	-	-	-	-
Repurchase Agreements - Banks		-	-	-	-	-	-	-	-	-
<b>Entities sub-total</b>		-	-	-	-	-	-	-	-	-
<b>Consolidated total:</b>		-	-	-	-	-	-	-	-	-

OVERBERG DISTRICT MUNICIPALITY  
 26 LONG STREET (PRIVATE MAIL BAG 142)  
 BREDASDORP 7280



27 MAY 2019

TEL: 028 425 1157 • FAX: 028 425 1044  
 info@odm.org.za • www.odm.org.za

*AS*

# OVERBERG DISTRICT MUNICIPALITY

DC3 Overberg - Supporting Table SA16 Investment particulars by maturity

Investments by Maturity	Ref	Period of Investment		Type of Investment	Capital Guarantee (Year/No)	Variable or Fixed Interest rate	Interest Rate	Commission Paid (Rands)	Commission Recipient	Expiry date of investment	Opening balance	Interest to be realized	Partial / Premature Withdrawal (4)	Investment Top Up	Closing Balance	
		Year	Months													
Name of Institution & Investment ID	1															
Parent municipality																
Municipality sub-total																
Entities																
Entities sub-total																
<b>TOTAL INVESTMENTS AND INTEREST</b>	<b>1</b>															

OVERBERG DISTRICT MUNICIPALITY  
 26 LONG STREET / PRIVATE BAG X22  
 BREDASDORP 7280



27 MAY 2019

TEL: 028 425 1157 • FAX: 028 425 1014  
 info@odm.org.za • www.odm.org.za

# OVERBERG DISTRICT MUNICIPALITY

## DC3 Overberg - Supporting Table SA17 Borrowing

Borrowing - Categorized by type	Ref	2015/16	2016/17	2017/18	Current Year 2018/19			2019/20 Medium Term Revenue & Expenditure Framework		
		Audited Outcome	Audited Outcome	Audited Outcome	Original Budget	Adjusted Budget	Full Year Forecast	Budget Year 2019/20	Budget Year +1 2020/21	Budget Year +2 2021/22
<b>R thousand</b>										
<b>Parent municipality</b>										
Annuity and Bullet Loans		473	297	104	-	25 161	25 161	22 211	18 916	15 232
Long-Term Loans (non-annuity)		-	-	-	-	-	-	-	-	-
Local registered stock		-	-	-	-	-	-	-	-	-
Instalment Credit		-	-	-	-	-	-	-	-	-
Financial Leases		2 115	2 518	154	25 135	-	-	-	-	-
PPP liabilities		-	-	-	-	-	-	-	-	-
Finance Granted By Cap Equipment Supplier		-	-	-	-	-	-	-	-	-
Marketable Bonds		-	-	-	-	-	-	-	-	-
Non-Marketable Bonds		-	-	-	-	-	-	-	-	-
Bankers Acceptances		-	-	-	-	-	-	-	-	-
Financial derivatives		-	-	-	-	-	-	-	-	-
Other Securities		-	-	-	-	-	-	-	-	-
<b>Municipality sub-total</b>	1	<b>2 588</b>	<b>2 815</b>	<b>258</b>	<b>25 135</b>	<b>25 161</b>	<b>25 161</b>	<b>22 211</b>	<b>18 916</b>	<b>15 232</b>
<b>Entities</b>										
Annuity and Bullet Loans		-	-	-	-	-	-	-	-	-
Long-Term Loans (non-annuity)		-	-	-	-	-	-	-	-	-
Local registered stock		-	-	-	-	-	-	-	-	-
Instalment Credit		-	-	-	-	-	-	-	-	-
Financial Leases		-	-	-	-	-	-	-	-	-
PPP liabilities		-	-	-	-	-	-	-	-	-
Finance Granted By Cap Equipment Supplier		-	-	-	-	-	-	-	-	-
Marketable Bonds		-	-	-	-	-	-	-	-	-
Non-Marketable Bonds		-	-	-	-	-	-	-	-	-
Bankers Acceptances		-	-	-	-	-	-	-	-	-
Financial derivatives		-	-	-	-	-	-	-	-	-
Other Securities		-	-	-	-	-	-	-	-	-
<b>Entities sub-total</b>	1	<b>-</b>	<b>-</b>	<b>-</b>	<b>-</b>	<b>-</b>	<b>-</b>	<b>-</b>	<b>-</b>	<b>-</b>
<b>Total Borrowing</b>	1	<b>2 588</b>	<b>2 815</b>	<b>258</b>	<b>25 135</b>	<b>25 161</b>	<b>25 161</b>	<b>22 211</b>	<b>18 916</b>	<b>15 232</b>

<b>Unspent Borrowing - Categorized by type</b>										
<b>Parent municipality</b>										
Long-Term Loans (annuity/reducing balance)		-	-	-	-	6 128	6 128	-	-	-
Long-Term Loans (non-annuity)		-	-	-	-	-	-	-	-	-
Local registered stock		-	-	-	-	-	-	-	-	-
Instalment Credit		-	-	-	-	-	-	-	-	-
Financial Leases		-	-	-	-	-	-	-	-	-
PPP liabilities		-	-	-	-	-	-	-	-	-
Finance Granted By Cap Equipment Supplier		-	-	-	-	-	-	-	-	-
Marketable Bonds		-	-	-	-	-	-	-	-	-
Non-Marketable Bonds		-	-	-	-	-	-	-	-	-
Bankers Acceptances		-	-	-	-	-	-	-	-	-
Financial derivatives		-	-	-	-	-	-	-	-	-
Other Securities		-	-	-	-	-	-	-	-	-
<b>Municipality sub-total</b>	1	<b>-</b>	<b>-</b>	<b>-</b>	<b>-</b>	<b>6 128</b>	<b>6 128</b>	<b>-</b>	<b>-</b>	<b>-</b>
<b>Entities</b>										
Long-Term Loans (annuity/reducing balance)		-	-	-	-	-	-	-	-	-
Long-Term Loans (non-annuity)		-	-	-	-	-	-	-	-	-
Local registered stock		-	-	-	-	-	-	-	-	-
Instalment Credit		-	-	-	-	-	-	-	-	-
Financial Leases		-	-	-	-	-	-	-	-	-
PPP liabilities		-	-	-	-	-	-	-	-	-
Finance Granted By Cap Equipment Supplier		-	-	-	-	-	-	-	-	-
Marketable Bonds		-	-	-	-	-	-	-	-	-
Non-Marketable Bonds		-	-	-	-	-	-	-	-	-
Bankers Acceptances		-	-	-	-	-	-	-	-	-
Financial derivatives		-	-	-	-	-	-	-	-	-
Other Securities		-	-	-	-	-	-	-	-	-
<b>Entities sub-total</b>	1	<b>-</b>	<b>-</b>	<b>-</b>	<b>-</b>	<b>-</b>	<b>-</b>	<b>-</b>	<b>-</b>	<b>-</b>
<b>Total Unspent Borrowing</b>	1	<b>-</b>	<b>-</b>	<b>-</b>	<b>-</b>	<b>6 128</b>	<b>6 128</b>	<b>-</b>	<b>-</b>	<b>-</b>

OVERBERG DISTRICT MUNICIPALITY  
26 LONG STREET / PRIVATE BAG X22  
BREDASDORF 7280



27 MAY 2019

TEL: 028 425 1157 • FAX: 028 425 1014  
info@odm.org.za • www.odm.org.za

# OVERBERG DISTRICT MUNICIPALITY

DC3 Overberg - Supporting Table SA18 Transfers and grant receipts

Description	Ref	2015/16	2016/17	2017/18	Current Year 2018/19			2019/20 Medium Term Revenue & Expenditure Framework		
		Audited Outcome	Audited Outcome	Audited Outcome	Original Budget	Adjusted Budget	Full Year Forecast	Budget Year 2019/20	Budget Year +1 2020/21	Budget Year +2 2021/22
<b>RECEIPTS:</b>										
<b>Operating Transfers and Grants</b>										
National Government:		56 672	56 840	62 321	72 778	72 676	72 676	76 826	78 560	81 775
Local Government Equitable Share		51 338	52 163	57 286	67 902	67 902	67 902	71 776	74 593	77 644
Finance Management		1 250	1 250	1 250	1 000	1 000	1 000	1 000	1 000	1 000
Municipal Systems Improvement		930	-	-	-	-	-	-	-	-
EPWP Incentive		1 000	1 000	1 142	1 125	1 125	1 125	1 243	-	-
Rural Roads Asset Management Grant		2 154	2 427	2 643	2 751	2 649	2 649	2 807	2 967	3 131
Other transfers/grants [insert description]		-	-	-	-	-	-	-	-	-
Provincial Government:		82 037	67 870	88 151	85 246	88 662	88 662	92 597	97 437	103 283
PT - PAWK		79 778	65 124	86 637	84 299	87 299	87 299	91 821	97 331	103 171
Seta		127	166	137	100	100	100	100	106	112
Other provincial		-	-	-	-	-	-	-	-	-
Karwyderskraal		-	-	-	-	-	-	-	-	-
Health Subsidy		138	138	164	150	150	150	15	-	-
Financial Management Grant		1 518	400	-	-	-	-	-	-	-
Coastal Management Plan		-	-	-	-	-	-	-	-	-
Tourism Projects		-	-	-	-	-	-	-	-	-
Management Support (MFP)		-	-	-	-	-	-	-	-	-
Risk Assessment		-	-	-	-	-	-	-	-	-
Compliance Model		-	-	-	-	-	-	-	-	-
Coastal Management Plan		-	-	-	-	-	-	-	-	-
Municipal Capacity Building Grant		400	400	-	-	-	-	-	-	-
Municipal Performance Management Grant		-	-	-	-	-	-	-	-	-
Operational Support Grant		-	-	-	-	-	-	-	-	-
Financial Management Support Grant		-	1 420	780	-	-	-	-	-	-
Greenest Municipality		6	2	70	-	-	-	-	-	-
Risk Management		-	-	-	-	-	-	-	-	-
Office Upgrading and Maintenance		-	-	-	-	-	-	-	-	-
Sport and Recreation Facilities		-	-	-	-	-	-	-	-	-
CDW Operational Support Grant		69	40	56	56	-	-	-	-	-
Municipal Disaster Recovery Grant		-	-	-	-	-	-	-	-	-
Implementation of Municipal Compliance Model		-	-	-	-	-	-	-	-	-
Local Government Graduate Internship Grant		-	60	66	-	-	-	-	-	-
Human Capacity Building Grant		-	120	240	640	1 112	1 112	660	-	-
Other transfers/grants [insert description]		-	-	-	-	-	-	-	-	-
District Municipality: [insert description]		-	-	-	-	-	-	-	-	-
Other grant providers: [insert description]		-	-	-	-	-	-	-	-	-
<b>Total Operating Transfers and Grants</b>	<b>5</b>	<b>138 709</b>	<b>124 710</b>	<b>150 472</b>	<b>158 024</b>	<b>161 338</b>	<b>161 338</b>	<b>169 423</b>	<b>175 997</b>	<b>185 058</b>
<b>Capital Transfers and Grants</b>										
National Government:		-	-	-	-	-	-	-	-	-
Other capital transfers/grants [insert desc]		-	-	-	-	-	-	-	-	-
Provincial Government:		99	2 303	890	1 483	4 183	4 183	1 100	2 841	3 125
Greenest Municipality		64	68	-	-	-	-	-	-	-
WC Financial Management Grant		32	-	-	-	-	-	-	-	-
Fire Safety Plan		-	-	-	-	1 000	1 000	1 100	2 000	2 100
CDW		3	35	-	-	-	-	-	-	-
Risk		-	-	-	-	-	-	-	-	-
Disaster Management		-	-	90	-	-	-	-	-	-
Fire Service Capacity Building Grant		-	2 200	800	1 483	3 183	3 183	841	1 025	-
District Municipality: [insert description]		-	-	-	-	-	-	-	-	-
Other grant providers: [insert description]		-	-	-	-	-	-	-	-	-
<b>Total Capital Transfers and Grants</b>	<b>5</b>	<b>99</b>	<b>2 303</b>	<b>890</b>	<b>1 483</b>	<b>4 183</b>	<b>4 183</b>	<b>1 100</b>	<b>2 841</b>	<b>3 125</b>
<b>TOTAL RECEIPTS OF TRANSFERS &amp; GRANTS</b>		<b>138 807</b>	<b>127 013</b>	<b>151 362</b>	<b>159 507</b>	<b>165 521</b>	<b>165 521</b>	<b>170 523</b>	<b>178 838</b>	<b>188 183</b>

OVERBERG DISTRICT MUNICIPALITY  
26 LONG STREET / PRIVATE B,  
BREDASDORP 7280



27 MAY 2019

TEL: 028 425 1157 • FAX: 028 425 1157  
info@odm.org.za • www.odm.org.za

# OVERBERG DISTRICT MUNICIPALITY

DC3 Overberg - Supporting Table SA19 Expenditure on transfers and grant programme

Description	Ref	2015/16	2016/17	2017/18	Current Year 2018/19			2019/20 Medium Term Revenue & Expenditure Framework		
		Audited Outcome	Audited Outcome	Audited Outcome	Original Budget	Adjusted Budget	Full Year Forecast	Budget Year 2019/20	Budget Year +1 2020/21	Budget Year +2 2021/22
<b>EXPENDITURE:</b>										
<b>Operating expenditure of Transfers and Grants</b>										
National Government:		56 672	56 840	61 958	72 778	73 039	73 039	76 826	78 560	81 775
Local Government Equitable Share		51 338	52 163	57 286	67 902	67 902	67 902	71 776	74 593	77 644
Finance Management		1 250	1 250	1 250	1 000	1 000	1 000	1 000	1 000	1 000
Municipal Systems Improvement		930								
EPWP Incentive		1 000	1 000	1 142	1 125	1 125	1 125	1 243		
Rural Roads Asset Management Grant		2 154	2 427	2 280	2 751	3 012	3 012	2 807	2 967	3 131
Other transfers/grants [insert description]										
Provincial Government:		73 655	70 721	84 579	85 246	89 075	89 075	92 597	97 437	103 283
PT - PAWK		70 000	69 284	83 137	84 299	87 299	87 299	91 821	97 331	103 171
Seta		278	284	146	100	100	100	100	106	112
Other provincial										
Karwyderskraal										
Health Subsidy		138	138	164	150	150	150	15		
Financial Management Grant		1 593	400							
Coastal Management Plan		515								
Tourism Projects										
Management Support (MFP)										
Risk Assessment			132							
Compliance Model										
Coastal Management Plan										
Municipal Capacity Building Grant		820	8	207						
Municipal Performance Management Grant		50								
Operational Support Grant										
Financial Management Support Grant			220	645						
Greenest Municipality		12	2	70						
Risk Management		154								
Office Upgrading and Maintenance		57								
Sport and Recreation Facilities										
CDW Operational Support Grant		26	117	25	56	62	62			
Municipal Disaster Recovery Grant										
Implementation of Municipal Compliance Model		11								
Local Government Graduate Internship Grant			15	65						
Human Capacity Building Grant			120	120	640	1 463	1 463	660		
District Municipality: [insert description]										
Other grant providers: [insert description]										
<b>Total operating expenditure of Transfers and Grants</b>		<b>130 327</b>	<b>127 561</b>	<b>146 537</b>	<b>158 024</b>	<b>162 114</b>	<b>162 114</b>	<b>169 423</b>	<b>175 997</b>	<b>185 058</b>
<b>Capital expenditure of Transfers and Grants</b>										
National Government:										
Other capital transfers/grants [insert desc]										
Provincial Government:		160	2 303	890	1 483	4 183	4 183	1 100	2 841	3 125
Greenest Municipality		64	68							
WC Financial Management Grant		32								
Fire Safety Plan						1 000	1 000	1 100	2 000	2 100
CDW		12	35							
Risk		32								
Disaster Management		18		90						
Fire Service Capacity Building Grant		3	2 200	800	1 483	3 183	3 183	841		1 025
District Municipality: [insert description]										
Other grant providers: [insert description]										
<b>Total capital expenditure of Transfers and Grants</b>		<b>160</b>	<b>2 303</b>	<b>890</b>	<b>1 483</b>	<b>4 183</b>	<b>4 183</b>	<b>1 100</b>	<b>2 841</b>	<b>3 125</b>
<b>TOTAL EXPENDITURE OF TRANSFERS AND GRANTS</b>		<b>130 487</b>	<b>129 864</b>	<b>147 427</b>	<b>159 507</b>	<b>166 297</b>	<b>166 297</b>	<b>170 523</b>	<b>178 838</b>	<b>188 183</b>

OVERBERG DISTRICT MUNICIPALITY  
26 LONG STREET / PRIVATE BAG X2  
BREDASDORP 7280



27 MAY 2019

TEL: 028 426 1157 • FAX: 028 426 1014  
info@odm.org.za • www.odm.org.za

AS

# OVERBERG DISTRICT MUNICIPALITY

DC3 Overberg - Supporting Table SA20 Reconciliation of transfers, grant receipts and unspent funds

Description	Ref	2015/16	2016/17	2017/18	Current Year 2018/19			2019/20 Medium Term Revenue & Expenditure Framework		
		Audited Outcome	Audited Outcome	Audited Outcome	Original Budget	Adjusted Budget	Full Year Forecast	Budget Year 2019/20	Budget Year +1 2020/21	Budget Year +2 2021/22
<b>Operating transfers and grants:</b>	1,3									
<b>National Government:</b>										
Balance unspent at beginning of the year		-	0	-	-	363	363	-	-	-
Current year receipts		56 672	56 840	62 321	72 778	72 676	72 676	76 826	78 560	81 775
Conditions met - transferred to revenue		56 672	56 840	61 958	72 778	73 039	73 039	76 826	78 560	81 775
Conditions still to be met - transferred to liabilities		0	-	363	-	-	-	-	-	-
<b>Provincial Government:</b>										
Balance unspent at beginning of the year		4 189	11 821	8 970	7 301	12 542	12 542	10 794	10 794	10 794
Repayments of Grants		750	-	-	-	1 335	1 335	-	-	-
Current year receipts		82 037	67 870	88 151	85 246	88 662	88 662	92 597	97 437	103 283
Conditions met - transferred to revenue		73 655	70 721	84 579	85 246	89 075	89 075	92 597	97 437	103 283
Conditions still to be met - transferred to liabilities		11 821	8 970	12 542	7 301	10 794	10 794	10 794	10 794	10 794
<b>District Municipality:</b>										
Balance unspent at beginning of the year		-	-	-	-	-	-	-	-	-
Current year receipts		-	-	-	-	-	-	-	-	-
Conditions met - transferred to revenue		-	-	-	-	-	-	-	-	-
Conditions still to be met - transferred to liabilities		-	-	-	-	-	-	-	-	-
<b>Other grant providers:</b>										
Balance unspent at beginning of the year		-	-	-	-	-	-	-	-	-
Current year receipts		-	-	-	-	-	-	-	-	-
Conditions met - transferred to revenue		-	-	-	-	-	-	-	-	-
Conditions still to be met - transferred to liabilities		-	-	-	-	-	-	-	-	-
<b>Total operating transfers and grants revenue</b>		130 327	127 561	146 537	158 024	162 114	162 114	169 423	175 997	185 058
<b>Total operating transfers and grants - CTBM</b>	2	11 821	8 970	12 905	7 301	10 794	10 794	10 794	10 794	10 794
<b>Capital transfers and grants:</b>	1,3									
<b>National Government:</b>										
Balance unspent at beginning of the year		-	-	-	-	-	-	-	-	-
Current year receipts		-	-	-	-	-	-	-	-	-
Conditions met - transferred to revenue		-	-	-	-	-	-	-	-	-
Conditions still to be met - transferred to liabilities		-	-	-	-	-	-	-	-	-
<b>Provincial Government:</b>										
Balance unspent at beginning of the year		62	-	-	-	-	-	-	-	-
Current year receipts		99	2 303	890	1 483	4 183	4 183	1 100	2 841	3 125
Conditions met - transferred to revenue		160	2 303	890	1 483	4 183	4 183	1 100	2 841	3 125
Conditions still to be met - transferred to liabilities		-	-	-	-	-	-	-	-	-
<b>District Municipality:</b>										
Balance unspent at beginning of the year		-	-	-	-	-	-	-	-	-
Current year receipts		-	-	-	-	-	-	-	-	-
Conditions met - transferred to revenue		-	-	-	-	-	-	-	-	-
Conditions still to be met - transferred to liabilities		-	-	-	-	-	-	-	-	-
<b>Other grant providers:</b>										
Balance unspent at beginning of the year		-	-	-	-	-	-	-	-	-
Current year receipts		-	-	-	-	-	-	-	-	-
Conditions met - transferred to revenue		-	-	-	-	-	-	-	-	-
Conditions still to be met - transferred to liabilities		-	-	-	-	-	-	-	-	-
<b>Total capital transfers and grants revenue</b>		160	2 303	890	1 483	4 183	4 183	1 100	2 841	3 125
<b>Total capital transfers and grants - CTBM</b>	2	-	-	-	-	-	-	-	-	-
<b>TOTAL TRANSFERS AND GRANTS REVENUE</b>		130 487	129 864	147 427	159 507	166 297	166 297	170 523	178 838	188 183
<b>TOTAL TRANSFERS AND GRANTS - CTBM</b>		11 821	8 970	12 905	7 301	10 794	10 794	10 794	10 794	10 794

OVERBERG DISTRICT MUNICIPALITY  
26 LONG STREET / PRIVATE BAG A22  
BREDASDORP 7280



27 MAY 2019

TEL: 028 425 1157 • FAX: 028 425 1014  
info@odm.org.za • www.odm.org.za

AS

# OVERBERG DISTRICT MUNICIPALITY

DC3 Overberg - Supporting Table SA21 Transfers and grants made by the municipality

R thousand	Description	Ref	2016/17			Current Year 2018/19				2019/20 Medium Term Revenue & Expenditure Framework		
			Audited Outcome	Audited Outcome	Audited Outcome	Original Budget	Adjusted Budget	Full Year Forecast	Pre-audit outcome	Budget Year 2019/20	Budget Year +1 2020/21	Budget Year +2 2021/22
	<b>Cash Transfers to other municipalities</b>											
	<i>Insert description</i>	1										
	<b>Total Cash Transfers To Municipalities:</b>		-	-	-	-	-	-	-	-	-	-
	<b>Cash Transfers to Entities/Other External Mechanisms</b>											
	<i>Insert description</i>	2										
	<b>Total Cash Transfers To Entities/Ems'</b>		-	-	-	-	-	-	-	-	-	-
	<b>Cash Transfers to other Organs of State</b>											
	<i>Insert description</i>	3										
	<b>Total Cash Transfers To Other Organs Of State:</b>		-	-	-	-	-	-	-	-	-	-
	<b>Cash Transfers to Organisations</b>											
	<i>Insert description</i>											
	<b>Total Cash Transfers To Organisations</b>		-	-	-	-	-	-	-	-	-	-
	<b>Cash Transfers to Groups of Individuals</b>											
	<i>Grants Paid to Institutions</i>		17	-	-	-	-	-	-	-	-	-
	<i>Bursaries</i>		-	120	120	-	480	480	480	380	403	427
	<b>Total Cash Transfers To Groups Of Individuals:</b>		17	120	120	-	480	480	480	380	403	427
	<b>TOTAL CASH TRANSFERS AND GRANTS</b>	6	17	120	120	-	480	480	480	380	403	427
	<b>Non-Cash Transfers to other municipalities</b>											
	<i>Insert description</i>	1										
	<b>Total Non-Cash Transfers To Municipalities:</b>		-	-	-	-	-	-	-	-	-	-
	<b>Non-Cash Transfers to Entities/Other External Mechanisms</b>											
	<i>Insert description</i>	2										
	<b>Total Non-Cash Transfers To Entities/Ems'</b>		-	-	-	-	-	-	-	-	-	-
	<b>Non-Cash Transfers to other Organs of State</b>											
	<i>Insert description</i>	3										
	<b>Total Non-Cash Transfers To Other Organs Of State:</b>		-	-	-	-	-	-	-	-	-	-
	<b>Non-Cash Grants to Organisations</b>											
	<i>Insert description</i>	4										
	<b>Total Non-Cash Grants To Organisations</b>		-	-	-	-	-	-	-	-	-	-
	<b>Groups of Individuals</b>											
	<i>Insert description</i>	5										
	<b>Total Non-Cash Grants To Groups Of Individuals:</b>		-	-	-	-	-	-	-	-	-	-
	<b>TOTAL NON-CASH TRANSFERS AND GRANTS</b>		-	-	-	-	-	-	-	-	-	-
	<b>TOTAL TRANSFERS AND GRANTS</b>	6	17	120	120	-	480	480	480	380	403	427

OVERBERG DISTRICT MUNICIPALITY  
26 LONG STREET / PRIVATE BAG X22  
BREDASDORP 7280



27 MAY 2019

TEL: 028 425 1157 • FAX: 028 425 1014  
info@odm.org.za • www.odm.org.za

ph

# OVERBERG DISTRICT MUNICIPALITY

DC3 Overberg - Supporting Table SA22 Summary councillor and staff benefits

Summary of Employee and Councillor remuneration R thousand	Ref	2016/16	2016/17	2017/18	Current Year 2018/19			2019/20 Medium Term Revenue & Expenditure Framework		
		Audited Outcome	Audited Outcome	Audited Outcome	Original Budget	Adjusted Budget	Full Year Forecast	Budget Year 2019/20	Budget Year +1 2020/21	Budget Year +2 2021/22
		A	B	C	D	E	F	G	H	I
<b>Councillors (Political Office Bearers plus Other)</b>	1									
Basic Salaries and Wages		3 391	3 382	3 860	3 936	4 054	4 054	4 257	4 512	4 783
Pension and UIF Contributions		178	143	200	202	208	208	218	232	245
Medical Aid Contributions		-	-	-	-	-	-	-	-	-
Motor Vehicle Allowance		1 330	1 375	1 682	1 632	1 664	1 664	1 732	1 836	1 946
Cellphone Allowance		217	250	400	400	400	400	400	424	449
Housing Allowances		-	-	-	-	-	-	-	-	-
Other benefits and allowances		67	-	-	-	-	-	-	-	-
<b>Sub Total - Councillors</b>		<b>5 183</b>	<b>5 150</b>	<b>6 142</b>	<b>6 169</b>	<b>6 326</b>	<b>6 326</b>	<b>6 607</b>	<b>7 003</b>	<b>7 423</b>
<b>% Increase</b>	4		<b>(0.6%)</b>	<b>19.3%</b>	<b>0.4%</b>	<b>2.5%</b>	-	<b>4.4%</b>	<b>6.0%</b>	<b>6.0%</b>
<b>Senior Managers of the Municipality</b>	2									
Basic Salaries and Wages		2 147	2 273	2 391	3 199	3 943	3 943	3 980	4 211	4 464
Pension and UIF Contributions		4	4	12	5	136	136	143	144	153
Medical Aid Contributions		-	-	-	-	-	-	-	-	-
Overtime		-	-	-	-	-	-	-	-	-
Performance Bonus		-	-	-	144	144	144	288	304	323
Motor Vehicle Allowance	3	294	313	351	490	545	545	512	569	603
Cellphone Allowance	3	12	12	32	30	60	60	72	64	67
Housing Allowances	3	4	4	4	8	16	16	3	4	4
Other benefits and allowances	3	38	40	53	52	52	52	71	73	77
Payments in lieu of leave		(23)	(54)	-	-	-	-	-	-	-
Long service awards		-	-	-	-	-	-	-	-	-
Post-retirement benefit obligations	6	-	-	-	-	-	-	-	-	-
<b>Sub Total - Senior Managers of Municipality</b>		<b>2 475</b>	<b>2 591</b>	<b>2 846</b>	<b>3 829</b>	<b>4 896</b>	<b>4 896</b>	<b>5 069</b>	<b>5 365</b>	<b>5 690</b>
<b>% Increase</b>	4		<b>4.7%</b>	<b>9.8%</b>	<b>38.1%</b>	<b>24.6%</b>	-	<b>3.5%</b>	<b>5.9%</b>	<b>6.0%</b>
<b>Other Municipal Staff</b>										
Basic Salaries and Wages		50 890	54 187	59 887	71 401	65 682	65 682	66 456	69 389	73 552
Pension and UIF Contributions		8 390	8 858	9 714	11 251	10 721	10 721	11 684	12 432	13 178
Medical Aid Contributions		3 336	3 659	3 814	4 741	4 523	4 523	4 648	4 825	5 220
Overtime		2 225	2 226	2 455	1 783	1 783	1 783	1 908	2 022	2 144
Performance Bonus		-	-	-	-	-	-	-	-	-
Motor Vehicle Allowance	3	4 090	4 250	4 645	5 213	4 860	4 860	5 092	5 398	5 722
Cellphone Allowance	3	168	305	346	394	414	414	412	437	463
Housing Allowances	3	697	686	640	716	681	681	749	808	857
Other benefits and allowances	3	3 063	3 614	4 061	2 933	2 918	2 918	4 372	4 640	4 919
Payments in lieu of leave		445	782	835	470	470	470	516	547	580
Long service awards		344	361	349	236	236	236	378	401	425
Post-retirement benefit obligations	6	1 624	1 694	1 522	2 424	833	833	1 818	2 077	2 251
<b>Sub Total - Other Municipal Staff</b>		<b>75 173</b>	<b>80 602</b>	<b>86 268</b>	<b>101 624</b>	<b>93 182</b>	<b>93 182</b>	<b>98 132</b>	<b>103 077</b>	<b>109 310</b>
<b>% Increase</b>	4		<b>7.2%</b>	<b>8.5%</b>	<b>15.1%</b>	<b>(8.3%)</b>	-	<b>5.3%</b>	<b>5.0%</b>	<b>6.0%</b>
<b>Total Parent Municipality</b>		<b>82 832</b>	<b>88 342</b>	<b>97 254</b>	<b>111 722</b>	<b>104 404</b>	<b>104 404</b>	<b>109 808</b>	<b>115 448</b>	<b>122 423</b>
			<b>6.7%</b>	<b>10.1%</b>	<b>14.9%</b>	<b>(6.6%)</b>	-	<b>5.2%</b>	<b>5.1%</b>	<b>6.0%</b>
<b>Board Members of Entities</b>										
Basic Salaries and Wages		-	-	-	-	-	-	-	-	-
Pension and UIF Contributions		-	-	-	-	-	-	-	-	-
Medical Aid Contributions		-	-	-	-	-	-	-	-	-
Overtime		-	-	-	-	-	-	-	-	-
Performance Bonus		-	-	-	-	-	-	-	-	-
Motor Vehicle Allowance	3	-	-	-	-	-	-	-	-	-
Cellphone Allowance	3	-	-	-	-	-	-	-	-	-
Housing Allowances	3	-	-	-	-	-	-	-	-	-
Other benefits and allowances	3	-	-	-	-	-	-	-	-	-
Board Fees		-	-	-	-	-	-	-	-	-
Payments in lieu of leave		-	-	-	-	-	-	-	-	-
Long service awards		-	-	-	-	-	-	-	-	-
Post-retirement benefit obligations	6	-	-	-	-	-	-	-	-	-
<b>Sub Total - Board Members of Entities</b>		<b>-</b>	<b>-</b>	<b>-</b>	<b>-</b>	<b>-</b>	<b>-</b>	<b>-</b>	<b>-</b>	<b>-</b>
<b>% Increase</b>	4		<b>-</b>	<b>-</b>	<b>-</b>	<b>-</b>	<b>-</b>	<b>-</b>	<b>-</b>	<b>-</b>
<b>Senior Managers of Entities</b>										
Basic Salaries and Wages		-	-	-	-	-	-	-	-	-
Pension and UIF Contributions		-	-	-	-	-	-	-	-	-
Medical Aid Contributions		-	-	-	-	-	-	-	-	-
Overtime		-	-	-	-	-	-	-	-	-
Performance Bonus		-	-	-	-	-	-	-	-	-
Motor Vehicle Allowance	3	-	-	-	-	-	-	-	-	-
Cellphone Allowance	3	-	-	-	-	-	-	-	-	-
Housing Allowances	3	-	-	-	-	-	-	-	-	-
Other benefits and allowances	3	-	-	-	-	-	-	-	-	-
Payments in lieu of leave		-	-	-	-	-	-	-	-	-
Long service awards		-	-	-	-	-	-	-	-	-
Post-retirement benefit obligations	6	-	-	-	-	-	-	-	-	-
<b>Sub Total - Senior Managers of Entities</b>		<b>-</b>	<b>-</b>	<b>-</b>	<b>-</b>	<b>-</b>	<b>-</b>	<b>-</b>	<b>-</b>	<b>-</b>
<b>% Increase</b>	4		<b>-</b>	<b>-</b>	<b>-</b>	<b>-</b>	<b>-</b>	<b>-</b>	<b>-</b>	<b>-</b>
<b>Other Staff of Entities</b>										
Basic Salaries and Wages		-	-	-	-	-	-	-	-	-
Pension and UIF Contributions		-	-	-	-	-	-	-	-	-
Medical Aid Contributions		-	-	-	-	-	-	-	-	-
Overtime		-	-	-	-	-	-	-	-	-
Performance Bonus		-	-	-	-	-	-	-	-	-
Motor Vehicle Allowance	3	-	-	-	-	-	-	-	-	-
Cellphone Allowance	3	-	-	-	-	-	-	-	-	-
Housing Allowances	3	-	-	-	-	-	-	-	-	-
Other benefits and allowances	3	-	-	-	-	-	-	-	-	-
Payments in lieu of leave		-	-	-	-	-	-	-	-	-
Long service awards		-	-	-	-	-	-	-	-	-
Post-retirement benefit obligations	6	-	-	-	-	-	-	-	-	-
<b>Sub Total - Other Staff of Entities</b>		<b>-</b>	<b>-</b>	<b>-</b>	<b>-</b>	<b>-</b>	<b>-</b>	<b>-</b>	<b>-</b>	<b>-</b>
<b>% Increase</b>	4		<b>-</b>	<b>-</b>	<b>-</b>	<b>-</b>	<b>-</b>	<b>-</b>	<b>-</b>	<b>-</b>
<b>Total Municipal Entities</b>		<b>-</b>	<b>-</b>	<b>-</b>	<b>-</b>	<b>-</b>	<b>-</b>	<b>-</b>	<b>-</b>	<b>-</b>
<b>TOTAL SALARY, ALLOWANCES &amp; BENEFITS</b>		<b>82 832</b>	<b>88 342</b>	<b>97 254</b>	<b>111 722</b>	<b>104 404</b>	<b>104 404</b>	<b>109 808</b>	<b>115 448</b>	<b>122 423</b>
<b>% Increase</b>	4		<b>6.7%</b>	<b>10.1%</b>	<b>14.9%</b>	<b>(6.8%)</b>	-	<b>5.2%</b>	<b>5.1%</b>	<b>6.0%</b>
<b>TOTAL MANAGERS AND STAFF</b>	5,7	<b>77 648</b>	<b>83 193</b>	<b>91 113</b>	<b>105 562</b>	<b>98 078</b>	<b>98 078</b>	<b>103 201</b>	<b>108 445</b>	<b>115 000</b>

OVERBERG DISTRICT MUNICIPALITY  
26 LONG STREET / PRINATE BAG A22  
BREDASDORP 7280



27 MAY 2019

TEL: 028 426 1167 • FAX: 028 426 1014  
info@odm.org.za • www.odm.org.za

Handwritten signature or initials.





# OVERBERG DISTRICT MUNICIPALITY

DC3 Overberg - Supporting Table SA24 Summary of personnel numbers

Summary of Personnel Numbers		2017/18			Current Year 2018/19			Budget Year 2019/20		
Number	Ref	Positions	Permanent employees	Contract employees	Positions	Permanent employees	Contract employees	Positions	Permanent employees	Contract employees
<b>Municipal Council and Boards of Municipal Entities</b>										
Councillors (Political Office Bearers plus Other Councillors)		21	-	-	21	-	-	21	-	-
Board Members of municipal entities	4	-	-	-	-	-	-	-	-	-
<b>Municipal employees</b>										
Municipal Manager and Senior Managers	3	3	-	2	3	-	3	4	1	3
Other Managers	7	10	10	-	10	10	-	10	10	-
Professionals		11	11	-	11	11	-	11	11	-
Finance		-	-	-	-	-	-	-	-	-
Spatial/town planning		-	-	-	-	-	-	-	-	-
Information technology		-	-	-	-	-	-	-	-	-
Roads		4	4	-	4	4	-	4	4	-
Electricity		-	-	-	-	-	-	-	-	-
Water		-	-	-	-	-	-	-	-	-
Sanitation		-	-	-	-	-	-	-	-	-
Refuse		-	-	-	-	-	-	-	-	-
Other		7	7	-	7	7	-	7	7	-
Technicians		189	188	1	179	178	1	179	178	1
Finance		10	10	-	-	-	-	-	-	-
Spatial/town planning		-	-	-	-	-	-	-	-	-
Information Technology		2	1	1	2	1	1	2	1	1
Roads		92	92	-	92	92	-	92	92	-
Electricity		-	-	-	-	-	-	-	-	-
Water		-	-	-	-	-	-	-	-	-
Sanitation		-	-	-	-	-	-	-	-	-
Refuse		85	85	-	85	85	-	85	85	-
Other		-	-	-	-	-	-	-	-	-
Clerks (Clerical and administrative)		29	29	4	-	-	-	-	-	-
Service and sales workers		-	-	-	-	-	-	-	-	-
Skilled agricultural and fishery workers		-	-	-	-	-	-	-	-	-
Craft and related trades		-	-	-	-	-	-	-	-	-
Plant and Machine Operators		58	-	-	-	-	-	-	-	-
Elementary Occupations		-	-	-	-	-	-	-	-	-
<b>TOTAL PERSONNEL NUMBERS</b>	9	<b>321</b>	<b>238</b>	<b>7</b>	<b>224</b>	<b>189</b>	<b>4</b>	<b>225</b>	<b>200</b>	<b>4</b>
% Increase					(30.2%)	(16.4%)	(42.9%)	0.4%	0.5%	-
Total municipal employees headcount	6, 10									
Finance personnel headcount	8, 10									
Human Resources personnel headcount	8, 10									

OVERBERG DISTRICT MUNICIPALITY  
 26 LONG STREET / PRIVATE BAG X22  
 BREDASDORP 7200



27 MAY 2019

TEL: 028 425 1157 • FAX: 028 425 1014  
 info@odm.org.za • www.odm.org.za

28



# OVERBERG DISTRICT MUNICIPALITY

DC3 Overberg - Supporting Table SA26 Budgeted monthly revenue and expenditure (municipal vote)

Description	Ref	Budget Year 2019/20												Medium Term Revenue and Expenditure Framework				
		July	August	Sept.	October	November	December	January	February	March	April	May	June	Budget Year 2019/20	Budget Year +1 2020/21	Budget Year +2 2021/22		
<b>Revenue by Vote</b>																		
Vote 1 - Municipal Manager		843	843	843	5 943	843	843	843	843	843	843	843	843	843	843	15 220	10 727	11 370
Vote 2 - Management Services		-	-	-	-	-	-	-	-	-	-	-	-	-	-	-	-	-
Vote 3 - Corporate Services		2	2	2	2	2	2	2	2	2	2	2	2	2	2	24	25	26
Vote 4 - Finance		1 221	15 947	221	12 184	221	12 184	1 625	12 184	221	12 184	1 625	12 184	221	12 184	79 996	84 215	87 883
Vote 5 - Community Services		34 480	2 640	2 640	2 640	2 640	33 247	2 640	33 247	2 640	33 247	2 640	33 247	2 640	2 640	124 745	130 715	138 552
<b>Total Revenue by Vote</b>		<b>36 557</b>	<b>18 833</b>	<b>3 707</b>	<b>20 768</b>	<b>3 707</b>	<b>46 276</b>	<b>5 110</b>	<b>15 668</b>	<b>34 314</b>	<b>15 668</b>	<b>3 707</b>	<b>15 668</b>	<b>3 707</b>	<b>15 668</b>	<b>219 986</b>	<b>225 681</b>	<b>237 831</b>
<b>Expenditure by Vote to be appropriated</b>																		
Vote 1 - Municipal Manager		1 267	1 267	1 267	1 267	1 630	1 267	1 267	1 267	1 267	1 267	1 267	1 267	1 267	1 267	15 563	16 484	17 471
Vote 2 - Management Services		-	-	-	-	-	-	-	-	-	-	-	-	-	-	-	-	-
Vote 3 - Corporate Services		936	936	936	936	1 319	936	936	936	936	936	936	936	936	936	11 620	12 323	13 054
Vote 4 - Finance		1 995	1 995	1 995	1 995	2 564	1 995	1 995	1 995	1 995	1 995	1 995	1 995	1 995	1 995	24 521	25 767	27 405
Vote 5 - Community Services		13 884	13 884	13 884	13 884	17 987	13 884	13 884	13 884	13 884	13 884	13 884	13 884	13 884	13 884	170 708	180 913	191 719
<b>Total Expenditure by Vote</b>		<b>18 083</b>	<b>18 083</b>	<b>18 083</b>	<b>18 083</b>	<b>23 501</b>	<b>18 083</b>	<b>18 083</b>	<b>18 083</b>	<b>18 083</b>	<b>18 083</b>	<b>18 083</b>	<b>18 083</b>	<b>18 083</b>	<b>18 083</b>	<b>222 412</b>	<b>235 487</b>	<b>249 649</b>
<b>Surplus/(Deficit) before assoc.</b>		<b>18 474</b>	<b>750</b>	<b>(14 376)</b>	<b>2 686</b>	<b>(19 794)</b>	<b>28 193</b>	<b>(12 973)</b>	<b>(2 414)</b>	<b>16 231</b>	<b>(2 414)</b>	<b>(14 376)</b>	<b>(2 414)</b>	<b>(2 414)</b>	<b>(2 427)</b>	<b>(9 805)</b>	<b>(11 816)</b>	<b>(11 816)</b>
Taxation		-	-	-	-	-	-	-	-	-	-	-	-	-	-	-	-	-
Attributable to minorities		-	-	-	-	-	-	-	-	-	-	-	-	-	-	-	-	-
Share of surplus/ (deficit) of associate		-	-	-	-	-	-	-	-	-	-	-	-	-	-	-	-	-
<b>Surplus/(Deficit)</b>	<b>1</b>	<b>18 474</b>	<b>750</b>	<b>(14 376)</b>	<b>2 686</b>	<b>(19 794)</b>	<b>28 193</b>	<b>(12 973)</b>	<b>(2 414)</b>	<b>16 231</b>	<b>(2 414)</b>	<b>(14 376)</b>	<b>(2 414)</b>	<b>(2 414)</b>	<b>(2 427)</b>	<b>(9 805)</b>	<b>(11 816)</b>	<b>(11 816)</b>

OVERBERG DISTRICT MUNICIPALITY  
 26 LONG STREET / PRIVATE BAG X22  
 BREDASDORP 7260



27 MAY 2019

TEL: 028 425 1157 • FAX: 028 425 1014  
 info@odm.org.za • www.odm.org.za



27 MAY 2019

DC3 Overberg - Supporting Table SA27 Budgeted monthly revenue and expenditure (functional classification)

Description	Ref	Budget Year 2019/20												Medium Term Revenue and Expenditure Framework												
		Budget Year 2019/20												Budget Year 2019/20	Budget Year +1 2020/21	Budget Year +2 2021/22										
		July	August	Sept.	October	November	December	January	February	March	April	May	June	13 029	1 066	13 029	1 066	13 029	1 066							
<b>Revenue - Functional</b>		2 066	15 093	1 066	18 129	1 066	13 029	2 470	13 029	1 066	13 029	1 066	13 029	1 066	13 029	1 066	13 029	1 066	13 029	1 066	13 029	1 066	94 141	92 125	96 154	
<i>Governance and administration</i>		798	798	798	5 898	798	798	798	798	798	798	798	798	798	798	798	798	798	798	798	798	798	798	14 681	10 155	10 766
Executive and council		1 268	14 294	268	12 231	268	12 231	1 672	12 231	268	12 231	268	12 231	268	12 231	268	12 231	268	12 231	268	12 231	268	79 459	81 969	86 389	
Finance and administration		-	-	-	-	-	-	-	-	-	-	-	-	-	-	-	-	-	-	-	-	-	-	-	-	-
Internal audit		2 978	2 835	1 735	1 735	1 735	1 735	1 735	1 735	1 735	1 735	1 735	1 735	1 735	1 735	1 735	1 735	1 735	1 735	1 735	1 735	1 735	23 158	24 713	26 310	
<i>Community and public safety</i>		2 611	1 368	1 368	1 368	1 368	1 368	1 368	1 368	1 368	1 368	1 368	1 368	1 368	1 368	1 368	1 368	1 368	1 368	1 368	1 368	1 368	17 658	17 400	18 444	
Community and social services		340	1 440	340	340	340	340	340	340	340	340	340	340	340	340	340	340	340	340	340	340	340	5 184	7 170	7 714	
Sport and recreation		-	-	-	-	-	-	-	-	-	-	-	-	-	-	-	-	-	-	-	-	-	-	-	-	-
Public safety		26	26	26	26	26	26	26	26	26	26	26	26	26	26	26	26	26	26	26	26	26	315	143	152	
Housing		30 619	12	12	12	12	30 619	12	12	12	12	12	12	12	12	12	12	12	12	12	12	12	91 964	97 476	103 319	
Health		-	-	-	-	-	-	-	-	-	-	-	-	-	-	-	-	-	-	-	-	-	-	-	-	-
<i>Economic and environmental services</i>		30 607	-	-	-	-	30 607	-	-	-	-	-	-	-	-	-	-	-	-	-	-	-	91 821	97 331	103 171	
Planning and development		12	12	12	12	12	12	12	12	12	12	12	12	12	12	12	12	12	12	12	12	12	143	146	148	
Road transport		894	894	894	894	894	894	894	894	894	894	894	894	894	894	894	894	894	894	894	894	894	10 723	11 366	12 048	
Environmental protection		-	-	-	-	-	-	-	-	-	-	-	-	-	-	-	-	-	-	-	-	-	-	-	-	-
<i>Trading services</i>		-	-	-	-	-	-	-	-	-	-	-	-	-	-	-	-	-	-	-	-	-	-	-	-	-
Energy sources		-	-	-	-	-	-	-	-	-	-	-	-	-	-	-	-	-	-	-	-	-	-	-	-	-
Water management		894	894	894	894	894	894	894	894	894	894	894	894	894	894	894	894	894	894	894	894	894	10 723	11 366	12 048	
Waste water management		-	-	-	-	-	-	-	-	-	-	-	-	-	-	-	-	-	-	-	-	-	-	-	-	-
Waste management		894	894	894	894	894	894	894	894	894	894	894	894	894	894	894	894	894	894	894	894	894	10 723	11 366	12 048	
<i>Other</i>		36 557	18 833	3 707	20 768	3 707	46 276	5 110	15 669	34 314	15 669	3 707	15 669	3 707	15 669	3 707	15 669	3 707	15 669	3 707	15 669	3 707	219 966	225 681	237 831	
<b>Total Revenue - Functional</b>		4 190	4 190	4 190	4 190	4 190	4 190	4 190	4 190	4 190	4 190	4 190	4 190	4 190	4 190	4 190	4 190	4 190	4 190	4 190	4 190	4 190	51 593	54 448	57 797	
<i>Governance and administration</i>		1 134	1 134	1 134	1 134	1 134	1 134	1 134	1 134	1 134	1 134	1 134	1 134	1 134	1 134	1 134	1 134	1 134	1 134	1 134	1 134	1 134	11 191	11 557	12 567	
Executive and council		2 948	2 948	2 948	2 948	2 948	2 948	2 948	2 948	2 948	2 948	2 948	2 948	2 948	2 948	2 948	2 948	2 948	2 948	2 948	2 948	2 948	39 035	41 145	43 698	
Finance and administration		108	108	108	108	108	108	108	108	108	108	108	108	108	108	108	108	108	108	108	108	108	1 366	1 446	1 532	
Internal audit		5 202	5 202	5 202	5 202	5 202	5 202	5 202	5 202	5 202	5 202	5 202	5 202	5 202	5 202	5 202	5 202	5 202	5 202	5 202	5 202	5 202	64 657	68 395	72 384	
<i>Community and public safety</i>		-	-	-	-	-	-	-	-	-	-	-	-	-	-	-	-	-	-	-	-	-	-	-	-	-
Community and social services		1 529	1 529	1 529	1 529	1 529	1 529	1 529	1 529	1 529	1 529	1 529	1 529	1 529	1 529	1 529	1 529	1 529	1 529	1 529	1 529	1 529	18 820	19 325	20 416	
Sport and recreation		2 482	2 482	2 482	2 482	2 482	2 482	2 482	2 482	2 482	2 482	2 482	2 482	2 482	2 482	2 482	2 482	2 482	2 482	2 482	2 482	2 482	30 876	32 656	34 575	
Public safety		-	-	-	-	-	-	-	-	-	-	-	-	-	-	-	-	-	-	-	-	-	-	-	-	-
Housing		1 191	1 191	1 191	1 191	1 191	1 191	1 191	1 191	1 191	1 191	1 191	1 191	1 191	1 191	1 191	1 191	1 191	1 191	1 191	1 191	1 191	14 962	16 414	17 392	
Health		7 838	7 838	7 838	7 838	7 838	7 838	7 838	7 838	7 838	7 838	7 838	7 838	7 838	7 838	7 838	7 838	7 838	7 838	7 838	7 838	7 838	95 923	101 717	107 802	
<i>Economic and environmental services</i>		104	104	104	104	104	104	104	104	104	104	104	104	104	104	104	104	104	104	104	104	104	1 312	1 388	1 471	
Planning and development		7 511	7 511	7 511	7 511	7 511	7 511	7 511	7 511	7 511	7 511	7 511	7 511	7 511	7 511	7 511	7 511	7 511	7 511	7 511	7 511	7 511	91 821	97 331	103 171	
Road transport		222	222	222	222	222	222	222	222	222	222	222	222	222	222	222	222	222	222	222	222	222	2 790	2 998	3 160	
Environmental protection		853	853	853	853	853	853	853	853	853	853	853	853	853	853	853	853	853	853	853	853	853	10 239	10 927	11 666	
<i>Trading services</i>		-	-	-	-	-	-	-	-	-	-	-	-	-	-	-	-	-	-	-	-	-	-	-	-	-
Energy sources		-	-	-	-	-	-	-	-	-	-	-	-	-	-	-	-	-	-	-	-	-	-	-	-	-
Water management		-	-	-	-	-	-	-	-	-	-	-	-	-	-	-	-	-	-	-	-	-	-	-	-	-
Waste water management		-	-	-	-	-	-	-	-	-	-	-	-	-	-	-	-	-	-	-	-	-	-	-	-	-
Waste management		853	853	853	853	853	853	853	853	853	853	853	853	853	853	853	853	853	853	853	853	853	10 239	10 927	11 666	
<i>Other</i>		-	-	-	-	-	-	-	-	-	-	-	-	-	-	-	-	-	-	-	-	-	-	-	-	-
<b>Total Expenditure - Functional</b>		18 083	18 083	18 083	18 083	18 083	18 083	18 083	18 083	18 083	18 083	18 083	18 083	18 083	18 083	18 083	18 083	18 083	18 083	18 083	18 083	18 083	222 412	235 487	249 649	
<b>Surplus/(Deficit) before assoc.</b>		18 474	750	(14 376)	2 686	(19 794)	28 193	(12 973)	(2 414)	16 231	(2 414)	(14 376)	(2 414)	(14 376)	(2 414)	(14 376)	(2 414)	(14 376)	(2 414)	(2 414)	(2 414)	(2 414)	(2 427)	(9 805)	(11 818)	
Share of surplus/ (deficit) of associate		-	-	-	-	-	-	-	-	-	-	-	-	-	-	-	-	-	-	-	-	-	-	-	-	-
<b>Surplus/(Deficit)</b>		18 474	750	(14 376)	2 686	(19 794)	28 193	(12 973)	(2 414)	16 231	(2 414)	(14 376)	(2 414)	(14 376)	(2 414)	(14 376)	(2 414)	(14 376)	(2 414)	(2 414)	(2 414)	(2 427)	(9 805)	(11 818)		



# OVERBERG DISTRICT MUNICIPALITY

DC3 Overberg - Supporting Table SA29 Budgeted monthly capital expenditure (functional classification)

R thousand	Description	Ref	Budget Year 2019/20												Medium Term Revenue and Expenditure Framework							
			July	August	Sept.	October	Nov.	Dec.	January	Feb.	March	April	May	June	Budget Year 2019/20	Budget Year +1 2020/21	Budget Year +2 2021/22					
1	<b>Capital Expenditure - Functional Governance and administration</b>		4	4	4	4	34	4	4	4	4	4	4	4	3	-	-	300	365	335	335	
	Executive and council		-	-	-	-	-	-	-	-	-	-	-	-	-	-	-	-	-	-	-	-
	Finance and administration		4	4	4	4	34	4	4	4	4	4	4	4	3	-	-	300	365	335	335	
	Internal audit		-	-	-	-	-	-	-	-	-	-	-	-	-	-	-	-	-	-	-	-
	<b>Community and public safety</b>		-	-	125	1 235	1 250	1 255	375	300	220	100	-	-	-	-	-	-	4 860	3 371	3 595	-
	Community and social services		-	-	-	-	-	-	-	-	-	-	-	-	-	-	-	-	-	-	-	-
	Sport and recreation		-	-	25	15	15	200	200	120	120	100	-	-	-	-	-	-	360	530	470	-
	Public safety		-	-	100	1 235	1 235	1 255	375	100	100	100	-	-	-	-	-	-	4 500	2 841	3 125	-
	Housing		-	-	-	-	-	-	-	-	-	-	-	-	-	-	-	-	-	-	-	-
	Health		-	-	-	-	-	-	-	-	-	-	-	-	-	-	-	-	-	-	-	-
	<b>Economic and environmental services</b>		-	-	-	-	-	-	-	-	-	-	-	-	-	-	-	-	-	-	-	-
	Planning and development		-	-	-	-	-	-	-	-	-	-	-	-	-	-	-	-	-	-	-	-
	Road transport		-	-	-	-	-	-	-	-	-	-	-	-	-	-	-	-	-	-	-	-
	Environmental protection		-	-	-	-	-	-	-	-	-	-	-	-	-	-	-	-	-	-	-	-
	<b>Trading services</b>		-	-	-	-	-	-	-	-	-	-	-	-	-	-	-	-	6 128	-	-	-
	Energy sources		-	-	-	-	-	-	-	-	-	-	-	-	-	-	-	-	-	-	-	-
	Water management		-	-	-	-	-	-	-	-	-	-	-	-	-	-	-	-	-	-	-	-
	Waste water management		-	-	-	-	-	-	-	-	-	-	-	-	-	-	-	-	-	-	-	-
	Waste management		-	-	-	-	-	-	-	-	-	-	-	-	-	-	-	-	6 128	-	-	-
	<b>Other</b>		-	-	-	-	-	-	-	-	-	-	-	-	-	-	-	-	-	-	-	-
2	<b>Total Capital Expenditure - Functional</b>		4	4	129	1 239	1 284	1 259	379	304	6 351	100	-	-	-	-	-	300	11 353	3 706	3 930	-
	<b>Funded by:</b>		-	-	-	-	-	-	-	-	-	-	-	-	-	-	-	-	-	-	-	-
	National Government		-	-	-	-	-	-	-	-	-	-	-	-	-	-	-	-	-	-	-	-
	Provincial Government		-	-	-	275	275	275	275	-	-	-	-	-	-	-	-	-	-	-	-	-
	District Municipality		-	-	-	-	-	-	-	-	-	-	-	-	-	-	-	-	1 100	2 841	3 125	-
	Other transfers and grants		-	-	-	-	-	-	-	-	-	-	-	-	-	-	-	-	-	-	-	-
	Transfers recognised - capital		-	-	-	275	275	275	275	-	-	-	-	-	-	-	-	-	1 100	2 841	3 125	-
	Borrowing		-	-	-	-	-	-	-	-	-	-	-	-	-	-	-	-	6 128	-	-	-
	Internally generated funds		4	4	129	984	1 009	984	104	304	223	100	-	-	-	-	-	300	4 125	865	805	-
	<b>Total Capital Funding</b>		4	4	129	1 239	1 284	1 259	379	304	6 351	100	-	-	-	-	-	300	11 353	3 706	3 930	-

OVERBERG DISTRICT MUNICIPALITY  
 26 LONG STREET / PRIVATE BAG X22  
 BREDASDORP 7280



27 MAY 2019

TEL: 028 425 1157 • FAX: 028 425 1014  
 info@odm.org.za • www.odm.org.za

*[Handwritten signature]*





# OVERBERG DISTRICT MUNICIPALITY

DC3 Overberg - NOT REQUIRED - municipality does not have entities

Description	Ref	2015/16	2016/17	2017/18	Current Year 2018/19			2019/20 Medium Term Revenue & Expenditure Framework		
		Audited Outcome	Audited Outcome	Audited Outcome	Original Budget	Adjusted Budget	Full Year Forecast	Budget Year 2019/20	Budget Year +1 2020/21	Budget Year +2 2021/22
<b>Financial Performance</b>										
Property rates										
Service charges										
Investment revenue										
Transfers recognised - operational										
Other own revenue										
Contributions recognised - capital & contributed assets										
<b>Total Revenue (excluding capital transfers and contri</b>		-	-	-	-	-	-	-	-	-
Employee costs										
Remuneration of Board Members										
Depreciation & asset impairment										
Finance charges										
Materials and bulk purchases										
Transfers and grants										
Other expenditure										
<b>Total Expenditure</b>		-	-	-	-	-	-	-	-	-
<b>Surplus/(Deficit)</b>		-	-	-	-	-	-	-	-	-
<b>Capital expenditure &amp; funds sources</b>										
<b>Capital expenditure</b>										
Transfers recognised - operational										
Borrowing										
Internally generated funds										
<b>Total sources</b>		-	-	-	-	-	-	-	-	-
<b>Financial position</b>										
Total current assets										
Total non current assets										
Total current liabilities										
Total non current liabilities										
Equity										
<b>Cash flows</b>										
Net cash from (used) operating										
Net cash from (used) investing										
Net cash from (used) financing										
<b>Cash/cash equivalents at the year end</b>										

OVERBERG DISTRICT MUNICIPALITY  
 26 LONG STREET BREUNSBURG 6800



27 MAY 2019

TEL: 028 426 9157 • FAX: 028 426 9158  
 info@odm.org.za • www.odm.org.za

21

# OVERBERG DISTRICT MUNICIPALITY

DC3 Overberg - Supporting Table SA32 List of external mechanisms

External mechanism Name of organisation	Yrs/ Mths	Period of agreement 1. Number	Service provided	Expiry date of service delivery agreement or contract	Monetary value of agreement 2. R thousand

OVERBERG DISTRICT MUNICIPALITY  
 26 LONG STREET / PRIVATE BAG X22  
 BREDASDORP 7280



27 MAY 2019

TEL: 028 425 1157 • FAX: 028 425 1014  
 info@odm.org.za • www.odm.org.za

# OVERBERG DISTRICT MUNICIPALITY

DC3 Overberg - Supporting Table SA33 Contracts having future budgetary implications

Description	Ref	Preceding	Current Year	2019/20 Medium Term Revenue & Expenditure Framework			Forecast	Forecast	Forecast	Forecast	Forecast	Forecast	Total
		Years	2018/19	Budget Year	Budget Year	Budget Year	2022/23	2023/24	2024/25	2025/26	2026/27	2027/28	2028/29
R thousand	1,3	Total	Original Budget	2019/20	+1 2020/21	+2 2021/22	Estimate	Estimate	Estimate	Estimate	Estimate	Estimate	Estimate
<b>Parent Municipality:</b>													
<b>Revenue Obligation By Contract</b>	2												
Contract 1													-
Contract 2													-
Contract 3 etc													-
<b>Total Operating Revenue Implication</b>													-
<b>Expenditure Obligation By Contract</b>	2												
Contract 1													-
Contract 2													-
Contract 3 etc													-
<b>Total Operating Expenditure Implication</b>													-
<b>Capital Expenditure Obligation By Contract</b>	2												
Contract 1													-
Contract 2													-
Contract 3 etc													-
<b>Total Capital Expenditure Implication</b>													-
<b>Total Parent Expenditure Implication</b>													-
<b>Entities:</b>													
<b>Revenue Obligation By Contract</b>	2												
Contract 1													-
Contract 2													-
Contract 3 etc													-
<b>Total Operating Revenue Implication</b>													-
<b>Expenditure Obligation By Contract</b>	2												
Contract 1													-
Contract 2													-
Contract 3 etc													-
<b>Total Operating Expenditure Implication</b>													-
<b>Capital Expenditure Obligation By Contract</b>	2												
Contract 1													-
Contract 2													-
Contract 3 etc													-
<b>Total Capital Expenditure Implication</b>													-
<b>Total Entity Expenditure Implication</b>													-

OVERBERG DISTRICT MUNICIPALITY  
 26 LONG STREET / PRIVATE BAG X22  
 BREDASDORP 7280



27 MAY 2019

TEL: 028 425 1157 • FAX: 028 425 1014  
 info@odm.org.za • www.odm.org.za

21

# OVERBERG DISTRICT MUNICIPALITY

DC3 Overberg - Supporting Table SA34a Capital expenditure on new assets by asset class

Description	Ref	2015/16	2016/17	2017/18	Current Year 2018/19			2019/20 Medium Term Revenue & Expenditure Framework		
		Audited Outcome	Audited Outcome	Audited Outcome	Original Budget	Adjusted Budget	Full Year Forecast	Budget Year 2019/20	Budget Year +1 2020/21	Budget Year +2 2021/22
<b>Capital expenditure on new assets by Asset Class/Sub-class</b>										
<b>Community Assets</b>		93	-	125	-	2 900	2 900	2 900	-	-
Community Facilities		93	-	125	-	2 900	2 900	2 900	-	-
<i>Fire/Ambulance Stations</i>		93	-	125	-	2 900	2 900	2 900	-	-
<b>Other assets</b>		7	-	13	138	138	138	-	-	-
Operational Buildings		-	-	-	88	88	88	-	-	-
<i>Municipal Offices</i>		-	-	-	88	88	88	-	-	-
Housing		7	-	13	50	50	50	-	-	-
<i>Staff Housing</i>		-	-	-	-	-	-	-	-	-
<i>Social Housing</i>		7	-	13	50	50	50	-	-	-
<i>Capital Spares</i>		-	-	-	-	-	-	-	-	-
<b>Biological or Cultivated Assets</b>		-	-	-	-	-	-	-	-	-
Biological or Cultivated Assets		-	-	-	-	-	-	-	-	-
<b>Intangible Assets</b>		99	174	-	-	-	-	-	-	-
Servitudes		-	-	-	-	-	-	-	-	-
Licences and Rights		99	174	-	-	-	-	-	-	-
<i>Water Rights</i>		-	-	-	-	-	-	-	-	-
<i>Effluent Licenses</i>		-	-	-	-	-	-	-	-	-
<i>Solid Waste Licenses</i>		-	-	-	-	-	-	-	-	-
<i>Computer Software and Applications</i>		99	174	-	-	-	-	-	-	-
<i>Load Settlement Software Applications</i>		-	-	-	-	-	-	-	-	-
<i>Unspecified</i>		-	-	-	-	-	-	-	-	-
<b>Computer Equipment</b>		3	-	14	-	-	-	-	-	-
Computer Equipment		3	-	14	-	-	-	-	-	-
<b>Furniture and Office Equipment</b>		17	804	(1)	13	-	-	30	-	-
Furniture and Office Equipment		17	804	(1)	13	-	-	30	-	-
<b>Machinery and Equipment</b>		140	111	2 794	3 698	3 698	3 698	1 640	2 856	3 125
Machinery and Equipment		140	111	2 794	3 698	3 698	3 698	1 640	2 856	3 125
<b>Transport Assets</b>		-	267	-	-	449	449	-	-	-
Transport Assets		-	267	-	-	449	449	-	-	-
<b>Land</b>		-	-	-	-	-	-	-	-	-
Land		-	-	-	-	-	-	-	-	-
<b>Zoo's, Marine and Non-biological Animals</b>		-	-	-	-	-	-	-	-	-
Zoo's, Marine and Non-biological Animals		-	-	-	-	-	-	-	-	-
<b>Total Capital Expenditure on new assets</b>	<b>1</b>	<b>360</b>	<b>1 357</b>	<b>2 945</b>	<b>3 849</b>	<b>7 185</b>	<b>7 185</b>	<b>4 570</b>	<b>2 856</b>	<b>3 125</b>

OVERBERG DISTRICT MUNICIPALITY  
26 LONG STREET / PRIVATE BAG X22  
BREDASDORP 7280



27 MAY 2019

TEL: 028 425 1167 • FAX: 028 425 1014  
info@odm.org.za • www.odm.org.za

*Handwritten mark*

# OVERBERG DISTRICT MUNICIPALITY

DC3 Overberg - Supporting Table SA34b Capital expenditure on the renewal of existing assets by asset class

Description	Ref	2015/16	2016/17	2017/18	Current Year 2018/19			2019/20 Medium Term Revenue & Expenditure Framework		
		Audited Outcome	Audited Outcome	Audited Outcome	Original Budget	Adjusted Budget	Full Year Forecast	Budget Year 2019/20	Budget Year +1 2020/21	Budget Year +2 2021/22
<b>Capital expenditure on renewal of existing assets by Asset Class/Sub-class</b>										
<b>Infrastructure</b>		88	-	-	500	900	900	200	-	-
Water Supply Infrastructure		-	-	-	400	800	800	200	-	-
<i>Distribution</i>		-	-	-	400	800	800	200	-	-
Sanitation Infrastructure		88	-	-	100	100	100	-	-	-
<i>Reticulation</i>		88	-	-	100	100	100	-	-	-
<b>Other assets</b>		20	-	169	760	760	760	-	-	-
Operational Buildings		20	-	-	240	240	240	-	-	-
<i>Municipal Offices</i>		20	-	-	240	240	240	-	-	-
Housing		-	-	169	520	520	520	-	-	-
<i>Staff Housing</i>		-	-	-	-	-	-	-	-	-
<i>Social Housing</i>		-	-	169	520	520	520	-	-	-
<i>Capital Spares</i>		-	-	-	-	-	-	-	-	-
<b>Intangible Assets</b>		-	-	6	-	-	-	-	-	-
<i>Servitudes</i>		-	-	-	-	-	-	-	-	-
<i>Licences and Rights</i>		-	-	6	-	-	-	-	-	-
<i>Computer Software and Applications</i>		-	-	6	-	-	-	-	-	-
<b>Computer Equipment</b>		359	-	133	390	-	-	-	-	-
<i>Computer Equipment</i>		359	-	133	390	-	-	-	-	-
<b>Furniture and Office Equipment</b>		225	2 602	123	215	228	228	35	35	35
<i>Furniture and Office Equipment</i>		225	2 602	123	215	228	228	35	35	35
<b>Machinery and Equipment</b>		4	-	-	-	-	-	-	-	-
<i>Machinery and Equipment</i>		4	-	-	-	-	-	-	-	-
<b>Transport Assets</b>		2 522	2 823	740	-	-	-	-	-	-
<i>Transport Assets</i>		2 522	2 823	740	-	-	-	-	-	-
<b>Land</b>		-	-	1 164	-	-	-	-	-	-
<i>Land</i>		-	-	1 164	-	-	-	-	-	-
<b>Zoo's, Marine and Non-biological Animals</b>		-	-	-	-	-	-	-	-	-
<i>Zoo's, Marine and Non-biological Animals</i>		-	-	-	-	-	-	-	-	-
<b>Total Capital Expenditure on renewal of existing</b>	<b>1</b>	<b>3 216</b>	<b>5 425</b>	<b>2 336</b>	<b>1 865</b>	<b>1 868</b>	<b>1 888</b>	<b>235</b>	<b>35</b>	<b>35</b>

OVERBERG DISTRICT MUNICIPALITY  
26 LONG STREET / PRIVATE BAG X22  
BREDASBURG 7280



27 MAY 2019

TEL: 028 425 1167 • FAX: 028 425 1014  
info@odm.org.za • www.odm.org.za

PH

# OVERBERG DISTRICT MUNICIPALITY

DC3 Overberg - Supporting Table SA34c Repairs and maintenance expenditure by asset class

Description	Ref	2015/16	2016/17	2017/18	Current Year 2018/19			2019/20 Medium Term Revenue & Expenditure Framework		
		Audited Outcom	Audited Outcom	Audited Outcom	Original Budget	Adjusted Budget	Full Year Forecast	Budget Year 2019/20	Budget Year +1 2020/21	Budget Year +2 2021/22
<b>Repairs and maintenance expenditure by Asset Class/Sub-class</b>										
<b>Infrastructure</b>		66 556	60 711	71 701	85 357	84 951	84 951	85 714	90 857	96 309
Roads Infrastructure		64 609	60 163	71 133	80 957	83 642	83 642	81 686	86 588	91 783
Roads		64 609	60 163	71 133	80 957	83 642	83 642	81 686	86 588	91 783
Solid Waste Infrastructure		1 947	548	569	4 401	1 308	1 308	4 028	4 270	4 526
Landfill Sites		1 947	548	569	4 401	1 308	1 308	4 028	4 270	4 526
<b>Other assets</b>		1 427	676	428	798	696	696	1 328	1 408	1 492
Operational Buildings		1 427	676	428	258	248	248	-	-	-
Municipal Offices		1 427	676	428	258	248	248	-	-	-
Housing		-	-	-	540	448	448	1 328	1 408	1 492
Staff Housing		-	-	-	-	-	-	-	-	-
Social Housing		-	-	-	540	448	448	1 328	1 408	1 492
Capital Spares		-	-	-	-	-	-	-	-	-
<b>Furniture and Office Equipment</b>		-	-	-	162	186	186	-	-	-
Furniture and Office Equipment		-	-	-	162	186	186	-	-	-
<b>Machinery and Equipment</b>		799	1 476	2 792	2 961	2 670	2 670	3 160	3 371	3 574
Machinery and Equipment		799	1 476	2 792	2 961	2 670	2 670	3 160	3 371	3 574
<b>Transport Assets</b>		4 112	6 226	5 217	4 959	5 207	5 207	6 423	6 811	7 219
Transport Assets		4 112	6 226	5 217	4 959	5 207	5 207	6 423	6 811	7 219
<b>Land</b>		-	-	-	-	-	-	-	-	-
Land		-	-	-	-	-	-	-	-	-
<b>Zoo's, Marine and Non-biological Animals</b>		-	-	-	-	-	-	-	-	-
Zoo's, Marine and Non-biological Animals		-	-	-	-	-	-	-	-	-
<b>Total Repairs and Maintenance Expenditure</b>	<b>1</b>	<b>72 893</b>	<b>69 088</b>	<b>80 139</b>	<b>94 238</b>	<b>93 709</b>	<b>93 709</b>	<b>96 626</b>	<b>102 447</b>	<b>108 594</b>

OVERBERG DISTRICT MUNICIPALITY  
26 LONG STREET / PRIVATE BAG X22  
BREDASDORP 7280



27 MAY 2019

TEL: 028 425 1167 • FAX: 028 425 1014  
info@odm.org.za • www.odm.org.za

*Handwritten signature*

# OVERBERG DISTRICT MUNICIPALITY

DC3 Overberg - Supporting Table SA34d Depreciation by asset class

Description	Ref	2015/16	2016/17	2017/18	Current Year 2018/19			2019/20 Medium Term Revenue & Expenditure Framework		
		Audited Outcom	Audited Outcom	Audited Outcom	Original Budget	Adjusted Budget	Full Year Forecas	Budget Year 2019/20	Budget Year +1 2020/21	Budget Year +2 2021/22
<b>Depreciation by Asset Class/Sub-class</b>										
<b>Infrastructure</b>		1 155	1 094	1 092	524	524	524	524	524	524
Roads Infrastructure		159	164	154	154	154	154	154	154	154
Roads		159	164	154	154	154	154	154	154	154
Electrical Infrastructure		34	14	33	33	33	33	33	33	33
LV Networks		34	14	33	33	33	33	33	33	33
Capital Spares		-	-	-	-	-	-	-	-	-
Water Supply Infrastructure		38	34	37	37	37	37	37	37	37
Reservoirs		36	32	35	35	35	35	35	35	35
Distribution		2	2	2	2	2	2	2	2	2
Sanitation Infrastructure		328	314	300	300	300	300	300	300	300
Reticulation		328	314	300	300	300	300	300	300	300
Solid Waste Infrastructure		598	569	568	-	-	-	-	-	-
Landfill Sites		598	569	568	-	-	-	-	-	-
<b>Community Assets</b>		10	10	1	14	14	14	14	14	14
Community Facilities		10	10	1	14	14	14	14	14	14
Fire/Ambulance Stations		10	10	-	13	13	13	13	13	13
Public Open Space		0	0	1	0	0	0	0	0	0
Public Ablution Facilities		0	0	-	0	0	0	0	0	0
<b>Other assets</b>		248	248	254	211	211	211	211	211	211
Operational Buildings		69	69	75	35	35	35	35	35	35
Municipal Offices		69	69	75	34	34	34	34	34	34
Stores		0	0	0	0	0	0	0	0	0
Housing		179	179	179	176	176	176	176	176	176
Staff Housing		1	1	1	1	1	1	1	1	1
Social Housing		178	178	178	175	175	175	175	175	175
Capital Spares		-	-	-	-	-	-	-	-	-
<b>Intangible Assets</b>		62	75	76	81	81	81	81	81	81
Servitudes		-	-	-	-	-	-	-	-	-
Licences and Rights		62	75	76	81	81	81	81	81	81
Water Rights		-	-	-	-	-	-	-	-	-
Effluent Licences		-	-	-	-	-	-	-	-	-
Solid Waste Licences		-	-	-	-	-	-	-	-	-
Computer Software and Applications		62	75	76	81	81	81	81	81	81
Local Settlement Software Applications		-	-	-	-	-	-	-	-	-
Unspecified		-	-	-	-	-	-	-	-	-
<b>Computer Equipment</b>		144	142	272	272	272	272	272	272	272
Computer Equipment		144	142	272	272	272	272	272	272	272
<b>Furniture and Office Equipment</b>		403	466	675	675	675	675	675	675	675
Furniture and Office Equipment		403	466	675	675	675	675	675	675	675
<b>Machinery and Equipment</b>		368	717	837	836	1 311	1 311	1 311	1 311	1 311
Machinery and Equipment		368	717	837	836	1 311	1 311	1 311	1 311	1 311
<b>Transport Assets</b>		356	502	488	488	488	488	488	488	488
Transport Assets		356	502	488	488	488	488	488	488	488
<b>Land</b>		-	-	-	-	-	-	-	-	-
Land		-	-	-	-	-	-	-	-	-
<b>Zoo's, Marine and Non-biological Animals</b>		-	-	-	-	-	-	-	-	-
Zoo's, Marine and Non-biological Animals		-	-	-	-	-	-	-	-	-
<b>Total Depreciation</b>	1	2 747	3 254	3 695	3 101	3 576	3 576	3 576	3 576	3 576

OVERBERG DISTRICT MUNICIPALITY  
26 LONG STREET / PRIVATE BAG X22  
BREDASDORP 7280



27 MAY 2019

TEL: 028 425 1157 • FAX: 028 425 1014  
info@odm.org.za • www.odm.org.za

201

# OVERBERG DISTRICT MUNICIPALITY

DC3 Overberg - Supporting Table SA34e Capital expenditure on the upgrading of existing assets by asset class

Description	Ref	2015/16	2016/17	2017/18	Current Year 2018/19			2019/20 Medium Term Revenue & Expenditure Framework		
		Audited Outcome	Audited Outcome	Audited Outcome	Original Budget	Adjusted Budget	Full Year Forecast	Budget Year 2019/20	0	Budget Year +2 2021/22
<b>Capital expenditure on upgrading of existing assets by Asset Class/Sub-class</b>										
<b>Infrastructure</b>		-	-	-	26 977	22 356	22 356	6 128	-	-
Solid Waste Infrastructure		-	-	-	26 977	22 356	22 356	6 128	-	-
Landfill Sites		-	-	-	26 977	22 356	22 356	6 128	-	-
<b>Other assets</b>		-	-	-	-	-	-	120	515	470
Housing		-	-	-	-	-	-	120	515	470
Staff Housing		-	-	-	-	-	-	-	-	-
Social Housing		-	-	-	-	-	-	120	515	470
Capital Spares		-	-	-	-	-	-	-	-	-
<b>Computer Equipment</b>		-	-	49	50	440	440	300	300	300
Computer Equipment		-	-	49	50	440	440	300	300	300
<b>Total Capital Expenditure on upgrading of existing assets</b>	<b>1</b>	<b>-</b>	<b>-</b>	<b>51</b>	<b>27 027</b>	<b>22 796</b>	<b>22 796</b>	<b>6 548</b>	<b>815</b>	<b>770</b>

OVERBERG DISTRICT MUNICIPALITY  
 26 LONG STREET / PRIVATE BAG X22  
 ENFLESDORF 7280



27 MAY 2019

TEL: 028 425 1157 • FAX: 028 425 1014  
 info@odm.org.za • www.odm.org.za



# OVERBERG DISTRICT MUNICIPALITY

DC3 Overberg - Supporting Table SA35 Future financial implications of the capital budget

Vote Description R thousand	Ref	2019/20 Medium Term Revenue & Expenditure Framework			Forecasts			
		Budget Year 2019/20	Budget Year +1 2020/21	Budget Year +2 2021/22	Forecast 2022/23	Forecast 2023/24	Forecast 2024/25	Present value
<b>Capital expenditure</b>	1							
Vote 1 - Municipal Manager		-	-	-				
Vote 2 - Management Services		-	-	-				
Vote 3 - Corporate Services		300	300	300				
Vote 4 - Finance		65	35	35				
Vote 5 - Community Services		10 988	3 371	3 595				
Vote 6 - [NAME OF VOTE 6]		-	-	-				
Vote 7 - [NAME OF VOTE 7]		-	-	-				
Vote 8 - [NAME OF VOTE 8]		-	-	-				
Vote 9 - [NAME OF VOTE 9]		-	-	-				
Vote 10 - [NAME OF VOTE 10]		-	-	-				
Vote 11 - [NAME OF VOTE 11]		-	-	-				
Vote 12 - [NAME OF VOTE 12]		-	-	-				
Vote 13 - [NAME OF VOTE 13]		-	-	-				
Vote 14 - [NAME OF VOTE 14]		-	-	-				
Vote 15 - [NAME OF VOTE 15]		-	-	-				
<i>List entity summary if applicable</i>								
<b>Total Capital Expenditure</b>		11 353	3 706	3 930	-	-	-	-
<b>Future operational costs by vote</b>	2							
Vote 1 - Municipal Manager								
Vote 2 - Management Services								
Vote 3 - Corporate Services								
Vote 4 - Finance								
Vote 5 - Community Services		4 028	4 270	4 526				
Vote 6 - [NAME OF VOTE 6]								
Vote 7 - [NAME OF VOTE 7]								
Vote 8 - [NAME OF VOTE 8]								
Vote 9 - [NAME OF VOTE 9]								
Vote 10 - [NAME OF VOTE 10]								
Vote 11 - [NAME OF VOTE 11]								
Vote 12 - [NAME OF VOTE 12]								
Vote 13 - [NAME OF VOTE 13]								
Vote 14 - [NAME OF VOTE 14]								
Vote 15 - [NAME OF VOTE 15]								
<i>List entity summary if applicable</i>								
<b>Total future operational costs</b>		4 028	4 270	4 526	-	-	-	-
<b>Future revenue by source</b>	3							
Property rates								
Service charges - electricity revenue								
Service charges - water revenue								
Service charges - sanitation revenue								
Service charges - refuse revenue		(10 723)	(11 366)	(12 048)				
Rental of facilities and equipment								
<i>List other revenues sources if applicable</i>								
<i>List entity summary if applicable</i>								
<b>Total future revenue</b>		(10 723)	(11 366)	(12 048)	-	-	-	-
<b>Net Financial Implications</b>		26 104	19 342	20 504	-	-	-	-

OVERBERG DISTRICT MUNICIPALITY  
26 LONG STREET | PRIVATE BAG X22  
BREDASBURG 7280



27 MAY 2019

TEL: 028 425 1157 • FAX: 028 425 1014  
info@odm.org.za • www.odm.org.za

24



# OVERBERG DISTRICT MUNICIPALITY

DC3 Dneberg - Supporting Table S A37 Projects delayed from previous financial years

R thousand	Function	Project name	Project number	Type	MTRF Service Outcome	IUDF	Own Strategic Objectives	Asset Class	Asset Sub-Class	Vend Location	GPS Longitude	GPS Latitude	Previous Budget year to complete	Current Year 2019/20		2019/20 Medium Term Revenue & Expenditure Framework		
														Original Budget	Forecast	Budget Year 2019/20	Budget Year 2020/21	Budget Year 2021/22
	Parent Municipality: List all capital projects grouped by Function																	
	Entities: List all capital projects grouped by Entity																	
	Entity Name Project name																	

OVERBERG DISTRICT MUNICIPALITY  
 26 LONG STREET, PHOENIX BAG X22  
 BREDASBURG 7800



27 MAY 2019

TEL: 028 425 1157 • FAX: 028 425 1014  
 info@odm.org.za • www.odm.org.za

28