



# FINAL

## REVIEW & AMENDED INTEGRATED DEVELOPMENT PLAN FOR 2025/2026

Drafted in terms of Section 25 of the Local Government:  
Municipal Systems Act, 2000 (Act 32 of 2000)

----- Tabled 29 May 2025 -----

# TABLE OF CONTENTS

COUNCIL APPROVAL OF REVIEW AND AMENDMENT OF THE IDP FOR 2025/2026	8
FOREWORD BY THE EXECUTIVE MAYOR	10
OVERVIEW BY THE MUNICIPAL MANAGER	11
CORE COMPONENTS AS PER S26 OF MUNICIPAL SYSTEMS ACT, 2000	12

## CHAPTER 1: EXECUTIVE SUMMARY

<b>1.1 Introduction</b>	<b>14</b>
1.1.1 Geographic Profile	16
1.1.2 Demographic Profile	17
1.1.2.1 Overberg at a Glance	17
1.1.2.2 Introducing the Political Leadership	19
1.1.2.3 Introducing the Administrative Leadership	24
1.1.2.4 Overview: Overberg Municipalities	25
1.1.3 Role of the District	30
<b>1.2 Development of the Integrated Development Plan (IDP)</b>	<b>31</b>
1.2.1 Legislative Framework	31
1.2.2 IDP Planning Process	33
1.2.3 Key Stages and Consultations	34
1.2.4 Roles and Responsibilities	35
1.2.5 District IDP Framework Plan	35
1.2.6 IDP Process Plan	36
1.2.7 Alignment of IDP/Budget/Performance/Risk Management	37
<b>1.3 Setting the 5-Year Strategic Trajectory</b>	<b>38</b>
1.3.1 Outcomes SWOT Analysis	39
1.3.2 Vision & Mission	40
1.3.3 Strategic Goals	40
1.3.4 Core Values	40
1.3.5 Strategic Session Outcomes	41
1.3.6 Batho Pele Principles	41

## CHAPTER 2: STATE OF THE DISTRICT

<b>2.1</b>	<b>Institutional Analysis</b>	<b>43</b>
2.1.1	Human Resources Development	43
2.1.2	Training and Skills Development	43
2.1.3	Information and Communication Technology (ICT)	44
2.1.4	Fifth Industrial Revolution (5iR)	45
2.1.5	Municipal Staff Regulations and Guidelines	45
2.1.6	Electronic Document Management System	46
<b>2.2</b>	<b>Financial Analysis</b>	<b>47</b>
2.2.1	Revenue Base and Expenditure	47
2.2.2	Long-Term Financial Planning	48
2.2.3	Budget-related Policies in IDP	49
<b>2.3</b>	<b>Environmental Analysis</b>	<b>50</b>
2.3.1	Landscape	50
2.3.2	Terrestrial Ecosystems	51
2.3.3	Coast and Estuaries	53
2.3.4	Freshwater Ecosystems	54
2.3.4.1	Catchments	54
2.3.4.2	Strategic Water Service Area	54
2.3.4.3	Dams	55
2.3.4.4	Wetlands	56
2.3.5	Solid Waste Management	57
<b>2.4</b>	<b>Economic Analysis</b>	<b>59</b>
2.4.1	GDPR Performance	59
2.4.2	Employment	63
2.4.3	Unemployment Profile	76
2.4.4	Skills Analysis per Municipal Area	77
2.4.5	Trade, Tourism and Investment	81
2.4.5.1	Imports	81
2.4.5.2	Exports	83
2.4.5.3	Municipal Imports & Exports	84
2.4.5.4	Tourism	86

<b>2.5</b>	<b>Socio-Economic Analysis</b>	<b>87</b>
2.5.1	Population Profile	87
2.5.2	Human Development	89
2.5.2.1	Household Income	89
2.5.2.2	Education	89
2.5.3	Health	90
2.5.3.1	Communicable Diseases	92
2.5.3.2	Mortality	92
2.5.3.3	HIV/AIDS and TB	93
2.5.3.4	Infant, Child and Maternal Health	94
2.5.3.5	Teenage Pregnancy	94
2.5.4	Housing and Access to Basic Services	95
2.5.5	Comparative Analysis: Basic Service Delivery WC Districts	98
2.5.6	Housing Demand	99
2.5.7	Safety and Security	100

## CHAPTER 3: PUBLIC PARTICIPATION AND IGR

<b>3.1</b>	<b>Public Participation</b>	<b>102</b>
<b>3.2</b>	<b>Intergovernmental Relations (IGR)</b>	<b>103</b>
3.2.1	IGR Structures	103
3.2.2	IDP, Public Participation & Communications	104
3.2.3	Provincial / Municipal Strategic Engagements	109
3.2.4	Assessment: ODM Draft Integrated Development Plan	109

## CHAPTER 4: GOVERNMENT IMPERATIVES

<b>4.1</b>	<b>National Development Plan (NDP)</b>	<b>111</b>
<b>4.2</b>	<b>Sustainable Development Goals (SDGs)</b>	<b>111</b>
<b>4.3</b>	<b>Integrated Urban Development Framework (IUDF)</b>	<b>112</b>
<b>4.4</b>	<b>IDPs and One Plans as part of District Development Model (DDM)</b>	<b>112</b>
<b>4.5</b>	<b>Western Cape Provincial Strategic Plan (PSP)</b>	<b>113</b>
<b>4.6</b>	<b>Overberg Alignment with Government Strategic Directives</b>	<b>115</b>

## CHAPTER 5: SECTOR ALIGNMENT

<b>5.1</b>	<b>Joint District/Metro Approach (JDMA)</b>	<b>120</b>
5.1.1	JDMA Implementation Strategy - DDM One Plan	121
<b>5.2</b>	<b>Overberg Sector Plans</b>	<b>122</b>
<b>5.3</b>	<b>Sustainable Local Government: Integration of Sector Plans</b>	<b>129</b>



## **CHAPTER 6: REGIONAL ECONOMIC DEV & TOURISM**

6.1	Regional Tourism : Cape Overberg	131
6.2	Regional Economic Development Strategy and Recovery Plan	133
6.3	Resorts	135

## **CHAPTER 7: SPATIAL DEVELOPMENT FRAMEWORK (SDF)**

7.1	Purpose of Spatial Development Framework (SDF)	137
7.2	Legislative Framework	138
7.3	IDP/SDF Integration and Adoption	138
7.4	Overview of SDFs in Overberg	141

## **CHAPTER 8: DISASTER MANAGEMENT**

8.1	District Disaster Risk Management	143
8.2	Assessment of Disaster Risks	143
8.3	Disaster Risk Register 2024/2024	144
8.4	Disaster Risk Reduction Initiatives	145

## **CHAPTER 9: FINANCIAL PLANNING**

9.1	National Government Grant Allocations Overberg 2023/24	147
9.2	Equitable Share: District Municipalities Western Cape	147
9.3	Provincial Government Allocations 2023/24 - 2025/26	147
9.4	Capital Budget 2023/24 - 2025/26	148
9.5	Budget Schedules	150

## **CHAPTER 10: PERFORMANCE & RISK MANAGEMENT**

10.1	Overview: Performance Management	154
10.2	MFMA Circular 88 Output & Outcome Planning Indicators	156
10.3	Overview: Risk Management	157

## **CHAPTER 11: DEVELOPMENT STRATEGIES & PRIORITIES**

11.1	<b>Office of the Municipal Manager</b>	161
11.1.1	Internal Audit	161
11.1.2	IDP & Communications	164
11.1.3	Performance & Risk Management	167
11.2	<b>Directorate Corporate Services</b>	172
11.2.1	Human Resources	172
11.2.2	Administrative Services	176
11.2.3	Corporate Support Services	179

<b>11.3 Directorate Finance</b>	<b>182</b>
11.3.1 Department Finance	182
11.3.2 Supply Chain Management & Asset Management	184
<b>11.4 Directorate Community Services</b>	<b>187</b>
11.4.1 Municipal Health Services	187
11.4.2 Environmental Management	193
11.4.3 Emergency Services	207
11.4.4 Roads Services	214
11.4.5 LED, Tourism, Resorts	216
11.4.6 Social Development	222
<b>11.5 Summation of Development Priorities</b>	<b>228</b>

## CHAPTER 12: PROJECTS FOOTPRINT OVERBERG REGION

<b>12.1 Overberg Joint District and Metro Approach (JDMA)</b>	<b>230</b>
<b>12.2 Western Cape Government Footprint in Overberg Region</b>	<b>234</b>
<b>12.3 Expanded Public Works Programme (EPWP)</b>	<b>255</b>
<b>12.4 District Roads Projects</b>	<b>256</b>

## CHAPTER 13: CLIMATE RESILIENCE

<b>13.1 Introduction</b>	<b>258</b>
<b>13.2 Observed Climate</b>	<b>260</b>
<b>13.3 Climate Change Projections</b>	<b>260</b>
<b>13.4 Climate Change Hazards and Vulnerability</b>	<b>260</b>
<b>13.5 Overberg District Municipality Climate Change Response Actions</b>	<b>264</b>

## ANNEXURES

Accessible on municipal website [www.odm.org.za](http://www.odm.org.za)

<b>A: District IDP Framework Plan</b>	<b>35</b>
<b>B: District Process Plan</b>	<b>36</b>
<b>C: JDMA Implementation Strategy - DDM One Plan</b>	<b>121</b>
<b>D: Regional Economic Development &amp; Tourism Strategy and Recovery Plan</b>	<b>133</b>
<b>E: District Spatial Development Framework</b>	<b>137</b>
<b>F: MFMA Circular 88 Output and Outcome Planning Indicators</b>	<b>156</b>

## ACRONYMS

<b>CMP</b>	Coastal Management Programme
<b>CoGTA</b>	Cooperative Governance and Traditional Affairs
<b>DCF</b>	District Coordinating Forum
<b>DDM</b>	District Development Model
<b>DM</b>	Disaster Management
<b>EE</b>	Employment Equity
<b>EHP</b>	Environmental Health Practitioner
<b>EPWP</b>	Expanded Public Works Programme
<b>FTE</b>	Full-Time Equivalent
<b>GDP</b>	Growth Domestic Product
<b>ICM</b>	Integrated Coastal Management
<b>IDP</b>	Integrated Development Plan
<b>IUDF</b>	Integrated Urban Development Framework
<b>IWMP</b>	Integrated Waste Management Plan
<b>IGR</b>	Intergovernmental Relations
<b>JDMA</b>	Joint District and Metro Approach
<b>KPA</b>	Key Performance Area
<b>KPI</b>	Key Performance Indicator
<b>LLF</b>	Local Labour Forum
<b>LTO</b>	Local Tourism Office
<b>MERO</b>	Municipal Economic Review & Outlook
<b>MPA</b>	Marine Protected Area
<b>mSCOA</b>	Municipal Standard Chart of Accounts
<b>MTREF</b>	Medium Term Revenue and Expenditure Framework
<b>MPAC</b>	Municipal Public Accounts Committee
<b>NDP</b>	National Development Plan
<b>NEMA</b>	National Environmental Management Act
<b>NO</b>	National Outcome
<b>PMS</b>	Performance Management System
<b>PPCOMM</b>	Public Participation and Communication
<b>PSDF</b>	Provincial Spatial Development Framework
<b>PSG</b>	Provincial Strategic Goal
<b>PSP</b>	Provincial Strategic Plan
<b>RED</b>	Regional Economic Development
<b>RTO</b>	Regional Tourism Office
<b>SDBIP</b>	Service Delivery and Budget Implementation Plan
<b>SDF</b>	Spatial Development Framework
<b>SG</b>	Strategic Goal
<b>SIME</b>	Strategic Integrated Municipal Engagement
<b>SOP</b>	Standard Operating Procedure
<b>STEM</b>	Science Technology Engineering & Maths
<b>SWSA</b>	Strategic Water Source Area
<b>TIME</b>	Technical Integrated Municipal Engagement
<b>VIPs</b>	Vision Inspired Priorities
<b>WO</b>	Work Opportunity
<b>WOSA</b>	Whole of Society Approach
<b>WSP</b>	Workplace Skills Plan





## FOREWORD BY THE EXECUTIVE MAYOR



As Executive Mayor of the Overberg District Municipality, it is with both pride and responsibility that I present the 2025/2026 Review and Amendment of our Integrated Development Plan (IDP). This document is more than a compliance requirement—it is our collective roadmap to building a responsive, sustainable, and inclusive Overberg.

The Overberg is a region of remarkable diversity—rich in natural beauty, agricultural strength, and human potential. Yet, we face growing demands: climate adaptation, economic recovery, service delivery pressures, and the imperative to ensure that no community

is left behind. This IDP revision reflects our commitment to meeting those challenges head-on.

Through this review, we have aligned our priorities with the realities on the ground. We've responded to structural and environmental shifts by refining our institutional arrangements, strengthening intergovernmental coordination, and integrating climate resilience at the core of our planning. This plan is a statement of intent: to invest where it matters most, to act where the need is greatest, and to govern with purpose and accountability.

The process has been transparent and inclusive. We consulted broadly—within Council, across all spheres of government, and with our communities. Their input has sharpened our focus and reaffirmed that development must be people-centred, practical, and rooted in shared responsibility.

Our strategic direction remains firm: enable effective local governance, advance regional development, and unlock socio-economic opportunity. But our methods are evolving, drawing on new partnerships, innovative technologies, and data-informed decision-making to better serve the people of the Overberg.

Let me extend my appreciation to our councillors, officials, partners, and citizens. Your participation strengthens our democracy and guides our work. Let this IDP not be a document that gathers dust—but a living plan that drives action, accountability, and results.

Together, we build the Overberg we envision.

**Alderman Andries Franken**

Executive Mayor

Overberg District Municipality



## OVERVIEW BY THE MUNICIPAL MANAGER



The 2025/2026 Review and Amendment of the Overberg District Municipality's Integrated Development Plan (IDP) represents our continued commitment to strategic, responsive, and integrated governance.

Since the adoption of our 5th Generation IDP for the 2022–2027 term, the municipality has made significant progress in implementing key priorities. However, the changing policy, social, economic, and environmental landscape compels us to refine our approach. This review ensures that our plans remain aligned with

community needs, provincial and national directives, and evolving governance requirements.

Several developments have shaped this amendment. Internally, we have undergone structural adjustments to enhance operational efficiency and service delivery coordination. Externally, the impacts of climate change, economic volatility, and shifting population dynamics demand forward-thinking responses, reflected in the new chapter on climate resilience and the reinforced focus on inclusive growth and infrastructure planning. This IDP review was developed through a structured process guided by legislative compliance and meaningful public engagement. We appreciate the active participation of local municipalities, government departments, councillors, stakeholders, and residents. The value of intergovernmental cooperation and community input cannot be overstated.

Key areas of focus in this IDP include:

- Strengthening municipal health, disaster risk, and environmental services.
- Advancing regional economic development and tourism.
- Expanding public participation and communications.
- Aligning planning with fiscal sustainability and performance management.
- Driving spatial transformation through integrated planning frameworks.
- Prioritising infrastructure maintenance, climate action, and inclusive service delivery.

This document is not a new IDP but a strategic adjustment that ensures our five-year plan remains relevant and implementable. It integrates the priorities of our administration with the aspirations of the communities we serve.

I thank the Executive Mayor, Council, the administration, and all partners for their dedication and professionalism in this process. Our goal is simple but profound: to deliver services that improve lives and to govern in a way that earns the public's trust.

**Richard Bosman**

Municipal Manager

Overberg District Municipality

## CORE COMPONENTS AS PER S26 OF MUNICIPAL SYSTEMS ACT, 2000

The Integrated Development Plan (IDP) of the Overberg District Municipality for the period 2022/23 to 2026/27 has been developed in accordance with the core components as prescribed in section 26 of the Local Government: Municipal Systems Act, 2000 (Act 32 of 2000).

The following table depicts how the Overberg District Municipality ensures compliance with the above:

S26	Requirement / Core Component	ODM Draft IDP Response	
		Reference	Page/s
(a)	Municipal council's vision for the long-term development of the municipality with specific emphasis on the municipality's most critical development and internal transformation needs.	Ch 1: 1.3.2 Ch 11: 11.1 - 11.5	40 155 – 229
(b)	Assessment of the existing level of development in the municipality, which must include an identification of communities which do not have access to basic municipal services.	Ch 2: 2.5	81 – 94
(c)	Council's development priorities and objectives for its elected term, including its local economic development aims and its internal transformation needs.	Ch 11: 11.1 - 11.5 Ch 6: 6.1 – 6.3	155 – 229 123 – 127
(d)	Council's development strategies which must be aligned with any national or provincial sectoral plans and planning requirements binding on the municipality in terms of legislation.	Ch 1: 1.3 Ch 4: 4.1 - 4.5 Ch 5: 5.1 - 5.3	38 - 41 105 - 111 113 - 121
(e)	Spatial development framework which must include the provision of basic guidelines for a land use management system for the municipality.	Ch 7: 7.1 - 7.5	129 - 134
(f)	Council's operational strategies.	Ch 11: 11.1 - 11.5 Ch 12: 12.1 - 12.4	155 – 229 231 - 242
(g)	Applicable disaster management plans.	Ch 8: 8.1 - 8.3	111 - 113
(h)	Financial plan, which must include a budget projection for at least the next three years.	Ch 2: 2.2 Ch 9: 9.1 – 9.4	46 - 48 141 - 145
(i)	Key performance indicators and performance targets.	Ch 10: 10.1 Ch 11: 11.1 – 11.4	121 155 – 229

*It is essential that the 2025/2026 Review and Amendment of the Integrated Development Plan is read together with the 5-year IDP approved on 30 May 2022, since the Review and Amendment does not represent a new IDP.*



# EXECUTIVE SUMMARY

## 1.1 INTRODUCTION

Since the adoption of the Municipal Systems Act (MSA) in 2000, this represents the 1<sup>st</sup> Review and Amendment of the 5<sup>th</sup> Generation Integrated Development Plan (IDPs) for 2023/2024 and requires strategic planning for the for a five-year period, with budgets allocated to projects for the following three years. The latter stems from section 26(h) of the MSA and relates to the Medium-Term Expenditure Framework (MTEF) cycle.

As required by the Municipal Systems Act (2000), each municipal council must, within a prescribed period after the start of its elected term, adopt a single, inclusive and strategic plan for the development of the municipality. The IDP is the Strategic Plan of Council and guides all planning and development in the Municipality. The IDP will inform our customers and stakeholders on how the Overberg District Municipality intends to implement key developmental goals and priorities within the 5-year cycle of the IDP.

Predominant reasons why a municipality should have an IDP:

- ☐ To ensure the effective use of resources
- ☐ To speed up delivery of services
- ☐ To attract additional funds
- ☐ To strengthen democracy
- ☐ To overcome the legacy of apartheid
- ☐ To promote coordination amongst the spheres of government

### DOCUMENT FLOW IN DEVELOPMENT PROCESS



WHAT SECTOR PLANS ARE IN PLACE?	<ul style="list-style-type: none"> <li>▪ Overberg Sector Plans</li> <li>▪ Sector Plan integration</li> </ul>	CHAPTER 5
HOW DO WE ATTRACT VISITORS?	<ul style="list-style-type: none"> <li>▪ Coordination of regional tourism</li> <li>▪ ODM Resorts</li> </ul>	CHAPTER 6
WHAT IS SPATIAL PLANNING?	<ul style="list-style-type: none"> <li>▪ Seeks to unlock economic and infrastructural expansion</li> <li>▪ Integration of MSDF with IDP</li> </ul>	CHAPTER 7
HOW DO WE MANAGE DISASTERS?	<ul style="list-style-type: none"> <li>▪ Assessment of disaster risks</li> <li>▪ Disaster Risk Register</li> </ul>	CHAPTER 8
WHAT ABOUT OUR FINANCES?	<ul style="list-style-type: none"> <li>▪ Grant allocations and schedules</li> <li>▪ Multi-year planning</li> </ul>	CHAPTER 9
HOW DO WE MEASURE PERFORMANCE?	<ul style="list-style-type: none"> <li>▪ Performance and risk management systems</li> <li>▪ Monitoring and evaluation</li> </ul>	CHAPTER 10
HOW WILL WE ADD VALUE TO THE REGION?	<ul style="list-style-type: none"> <li>▪ Development priorities per department</li> </ul>	CHAPTER 11
WHAT IS THE PROJECT FOOTPRINT?	<ul style="list-style-type: none"> <li>▪ Joint District/Metro Approach</li> <li>▪ Provincial &amp; National footprint</li> </ul>	CHAPTER 12
HOW DO WE RESPOND TO CLIMATE CHANGE?	<ul style="list-style-type: none"> <li>▪ Climate Resilience</li> <li>▪ Climate Change Response</li> </ul>	CHAPTER 13

DATA AND STATISTICS EXTRACTED FROM THE MUNICIPAL ECONOMIC REVIEW AND OUTLOOK (MERO) 2024/25.

ACKNOWLEDGEMENT AND APPRECIATION TO THE WESTERN CAPE PROVINCIAL TREASURY FOR THE RELEASE OF THE MERO.

### 1.1.1 GEOGRAPHIC PROFILE

Overberg is a region in South Africa to the east of Cape Town beyond the Hottentots-Holland mountains. It lies along the Western Cape Province's south coast between the Cape Peninsula and the region known as the Garden Route in the East. The boundaries of the Overberg are the Hottentots-Holland mountains in the West; the Riviersonderend Mountains in the North; the Atlantic and Indian Oceans in the South and the Breede River in the East.

The name, derived from *Over 't Berg*, means "over the (Hottentots-Holland) mountain" and is a reference to the region's location relative to Cape Town.

The Overberg has always been considered as the breadbasket of the Cape and is largely given to grain farming, mainly wheat. The wheat fields are a major breeding ground for South Africa's national bird, the blue crane. Another important food farmed in the Overberg is fruit with Grabouw being the second largest supplier of fruit in South Africa.

Nestled in the Overberg, one can find the Kogelberg Biosphere Reserve (recognised and registered with UNESCO) populated with a large diversity of flowering plants not found anywhere else in the fynbos biome.

The major towns are Hermanus, Caledon, Bredasdorp, Grabouw and Swellendam and the region includes Cape Agulhas, the southernmost point of Africa. The landscape is dominated by gently to moderately undulating hills enclosed by mountains and the ocean.

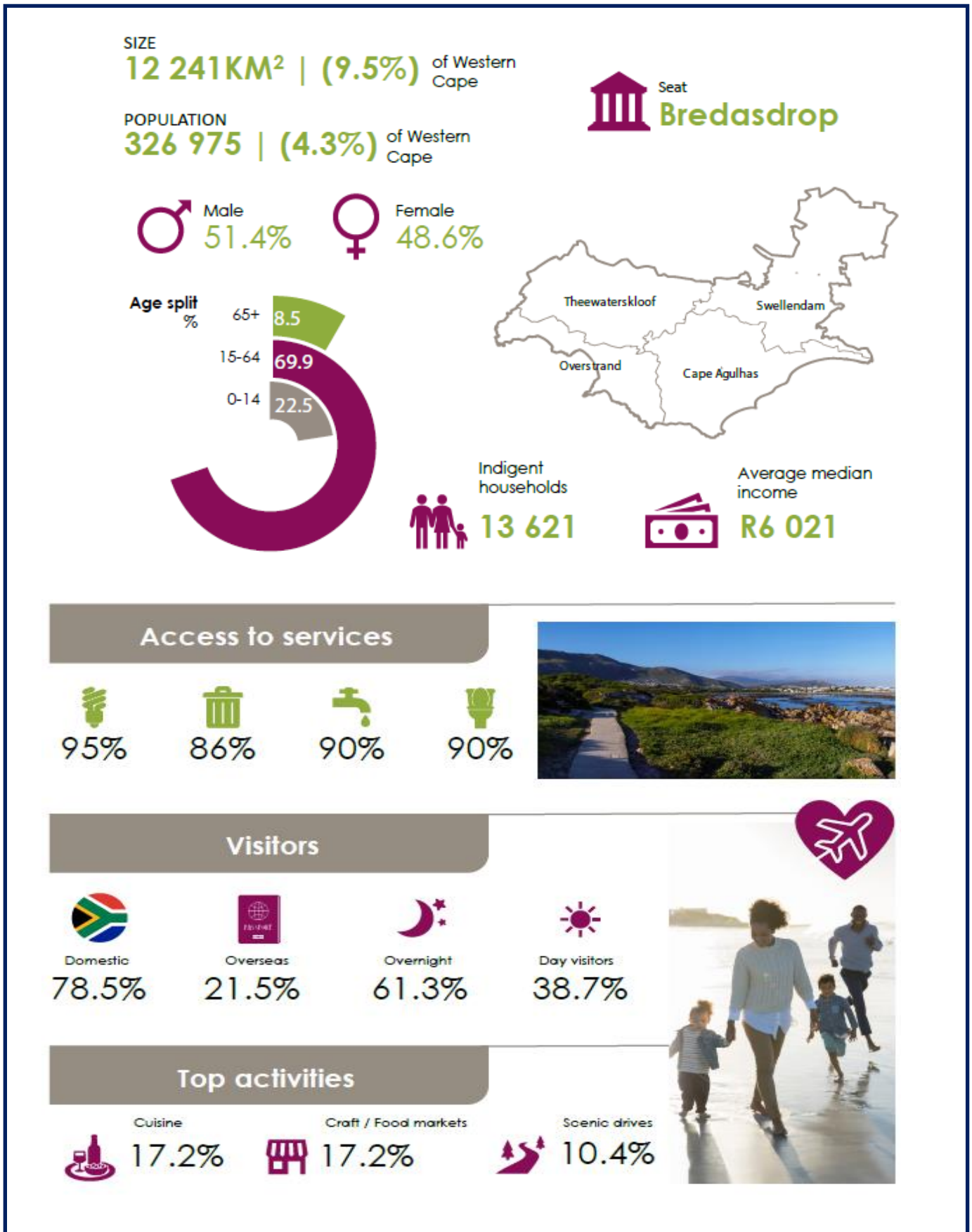
The Overberg District Municipality is classified as a 'Category C' municipality, with the following 'Category B' municipalities in its area of jurisdiction: Cape Agulhas, Overstrand, Theewaterskloof and Swellendam.





## 1.1.2 DEMOGRAPHIC PROFILE

### 1.1.2.1 OVERBERG AT A GLANCE





GDPR  
**R25.5 Billion**  
of Western Cape

GDPR per capita (2023)  
current prices

**R56 469**

**3.0%**

GDPR contribution  
to Western Cape



Jobs employed  
**115 043**

Estimated 2023 job gains

**8 999**

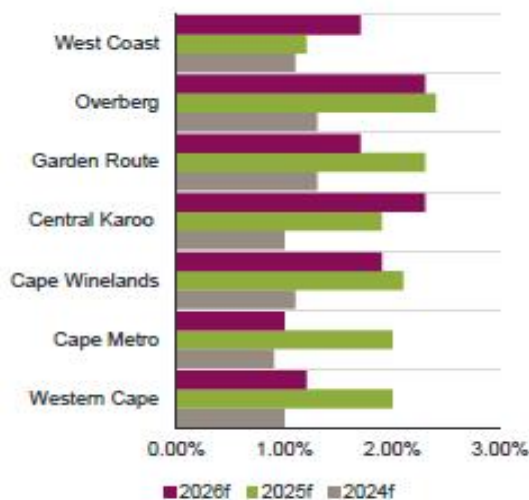
Estimated 2023  
unemployment rate

**14.9%**

**5.0%**

Contribution to  
Western Cape jobs  
employed

### GDPR Forecasts



### International trade

Imports  
**R1.4 Billion**  
Exports  
**R4.4 Billion**

#### Top three exported products



Apples,  
pears &  
grapes



Fruit &  
vegetable  
juices



Rapeseed  
or colza  
seeds

#### Top three export destinations



### 1.1.2.2 INTRODUCING THE POLITICAL LEADERSHIP



# COUNCIL

## 2021 – 2026

Following the 2021 Local Government Elections, in terms of section 29(2) of the Local Government: Municipal Structures Act of 1998, the Overberg District Municipal Council for 2021-2026 was constituted on 6 December 2021.

Political Parties represented:

DA  
12

ANC  
8

VF+  
2

GOOD  
1

  
**Ald Andries Franken**  
 Executive Mayor  
 DA

  
**Ald Helen Coetzee**  
 Deputy Executive Mayor  
 DA

  
**Ald Lindile Ntsabo**  
 Speaker  
 DA

  
**Ald Johan Nieuwoudt**  
 DA

  
**Cllr Steven Fourie**  
 DA

  
**Cllr Theresa Els**  
 DA

  
**Ald Roland Olivier**  
 ANC

  
**Ald Ronald Brinkhuys**  
 DA

  
**Cllr Carol de Bruyn Benjamin**  
 DA

  
**Ald Ntombizine Sapepa**  
 ANC

  
**Ald Annelie Rabie**  
 DA

  
**Ald Mbogeni Nomkoko**  
 ANC

  
**Cllr Unathi Mabulu**  
 DA

  
**Cllr Melanie Du Plessis**  
 ANC

  
**Cllr Dawid Julius**  
 DA

  
**Cllr Mlamleli Mokotwana**  
 ANC

  
**Cllr Cuan Elgin**  
 VF+

  
**Cllr Bongiwe Mkhwebiso**  
 ANC

  
**Cllr Jacobus van Staden**  
 VF+

  
**Cllr Connie Tafu-Nwonkwo**  
 ANC

  
**Cllr Bongani Songwenqwe**  
 GOOD

  
**Cllr Jonathan Smit**  
 DA




  
**Ald Derick Appel**  
 ANC



## GOVERNANCE COMPOSITION AND SECTIONS 79 & 80 COMMITTEES OF COUNCIL

Ald BRINKHUYS, Ronald		<p>Member: Community Services Portfolio          Member: Municipal Public Accounts Committee (MPAC)          Secundi: Disciplinary Committee          Representative: Community Development Security and Health          Secundi: Electricity Energy Provision, Public Works, Water &amp; Sanitation          Secundi: Emergency Services and Disaster Management          Secundi: Electricity, Water, Public Transport          Secundi: Community Development/Safety, Health, Emergency Services          Secundi: Genadendal Museum          Representative: Human Settlements, Environmental Management          Representative: Western Cape Provincial Transport</p>
Ald COETZEE, Helen		<p>Deputy Executive Mayor          Secundi: Finance Portfolio          Chair: Disciplinary Committee          Chair: Strategic Services Portfolio          Representative: Economic Development and Job Creation          Representative: Economic Development Plan / Rural Development          Secundi: Bredasdorp Shipwreck Museum          Representative: Development Planning and rural Development</p>
Cllr Benjamin, Carol		<p>Member: Community Services Portfolio          Secundi: Corporate Services Portfolio          Secundi: SALGA Womans commission</p>
Cllr DU PLESSIS, Melanie		<p>Observer: Training Committee          Secundi: Employment Equity Committee          Representative: Drostdy Museum Swellendam</p>
Cllr ELGIN, Cuan		<p>Chair: Municipal Public Accounts Committee          Representative: Biodiversity and Climate Change Forum          Representative: Koggelberg Biosphere Reserve Company</p>
Cllr ELS, Theresa		<p>Member: Strategic Services Portfolio          Chair: Corporate Services Portfolio          Representative: SALGA Women's Commission          Representative: Digital Solutions          Secundi: Biodiversity and Climate Change Forum          Secundi: Koggelberg Biosphere Reserve Company          Member: Local Labour Forum          Member: Employment Equity          Representative: Capacity Building and Institutional Resilience</p>

Cllr FOURIE, Steven		<p>Chair: Community Services Portfolio</p> <p>Member: Disciplinary Committee</p> <p>Secundi: Community Development Security and Health</p> <p>Representative: Public Transport, Environmental Management and Climate Change Resilience and Roads</p> <p>Representative: Electricity Energy Provision, Public Works, Water and Sanitation</p> <p>Representative: Emergency Services and Disaster Management</p> <p>Representative: Electricity, Water, Public Transport</p> <p>Representative: Community Development / Safety Health, Emergency Services</p> <p>Representative: Firework Group</p> <p>Representative: Regional Waste Committee</p> <p>Representative: Karwyderskraal Monitoring Committee</p> <p>Representative: Municipal Coastal Committee</p>
Ald FRANKEN, Andries		<p>Executive Mayor</p> <p>Representative: Wesgro</p> <p>Representative: Provincial Development Council</p> <p>Representative: SALGA</p> <p>Representative: Governance and IGR</p> <p>Representative: GIGR</p> <p>Representative: Provincial Health Council</p>
Ald NTSABO, Lindlie		Speaker of Council
Ald APPEL, Derrick		Member: Strategic Services
Cllr SONQWENQWE, Bongani		<p>Secundi: Corporate Services Portfolio</p> <p>Member: Community Services Portfolio</p> <p>Member: Employment Equity</p> <p>Secundi: Alleged Brige Committee</p> <p>Representative: Genadendal Museum</p> <p>Secundi: Firework Group</p>
Cllr MABULU, Unathi		<p>Member: Finance Portfolio</p> <p>Secundi: Local Labour Forum</p> <p>Secundi: Employment Equity</p> <p>Member: Municipal Public Accounts Committee</p> <p>Secundi: Economic Development and Job Creation</p> <p>Secundi: Municipal Finance and Fiscal Policy</p> <p>Secundi: Finance</p> <p>Secundi: Human Settlements, Environmental Management</p> <p>Secundi: Human Settlement and Urban</p> <p>Secundi: Strategic Services Portfolio</p>
Ald MKHWIBISO, Bongiwe		<p>Member: Finance Portfolio</p> <p>Secundi: Caledon Museum</p>

<b>Cllr MOKOTWANA, Mlamleli</b>		Member: Corporate Services Portfolio Member: Local Labour Forum Member: Employment Equity Committee Secundi: Western Cape Provincial Transport Representative: Bredasdorp Shipwreck Museum
<b>Ald NIEUWOUDT, Johan</b>		Chair: Finance Portfolio Representative: Finance  Representative: Municipal Finance and Fiscal Policy
<b>Ald RABIE, Annelie</b>		
<b>Cllr NOMKOKO, Mbogeni</b>		Member: Corporate Services Portfolio Secundi: Community Services Portfolio Secundi: Karwyderskraal Monitoring Committee
<b>Ald OLIVIER, Roland</b>		Member: Finance Portfolio Member: Alleged Brige Committee Secundi: Strategic Services Portfolio Secundi: Local Labour Forum Secundi: Municipal Public Accounts Committee
<b>Cllr JULIUS, Dawid</b>		Member: Corporate Services Member: Local Labour Forum Secundi: WESGRO Secundi: Provincial Development Council Secundi: Drostdy Museum Swellendam Secundi: Municipal Digital Solutions
<b>Ald SAPEPA, Ntombizine</b>		Member: Community Services Portfolio Secundi: Regional Waste Committee
<b>Cllr TAFU-NWONKWO, Connie</b>		Member: Strategic Services Portfolio Secundi: Finance Portfolio Representative: Old Harbour Hermanus
<b>Cllr VAN STADEN, Jacobus</b>		Member: Strategic Services Portfolio Secundi: Municipal Coastal Committee



---

**CIlr SMIT, Jonathan**



Member: Corporate Services Portfolio  
Member: Strategic Services Portfolio  
Member: Local Labour Forum  
Member: Employment Equity Committee  
Secundi: Community Services Portfolio  
Secundi: Municipal Public Accounts Committee  
Secundi: Digital Solutions  
Secundi: Development Planning and Rural Development  
Secundi: Economic Development Plan / Rural Development  
Representative: Caledon Museum  
Observer: Training Committee

---

### 1.1.2.3 INTRODUCING THE ADMINISTRATIVE LEADERSHIP



After the Chief Financial Officer's retirement, ODM conducted a transparent recruitment process, appointing Mr. Shaun Stanley on 03 March 2025. Following Me Marlene Boyce's resignation in February 2025, the vacant Community Services Director position was advertised to attract suitable candidates.

### 1.1.2.4 OVERVIEW: OVERBERG MUNICIPALITIES



#### Overberg District Municipality



Executive Mayor:	Ald. Andries Franken
Deputy Executive Mayor:	Cllr Helen Coetzee
Speaker:	Ald. Lindile Ntsabo
Municipal Manager:	Mr Richard Bosman
Area size:	12,241km <sup>2</sup>
Population :	359 446 (Stats SA Census 2022) 326 975 (MERO 2024)

The MERO 2022 predicted that the population of the Overberg District is expected to increase by an average annual rate of 2.0 per cent from 310,253 in 2022 to 335,236 in 2026. After the 2022 Census the district's population already stands 359 446 in 2022, higher than what is anticipated for 2026.

The Overberg District Municipality's headquarters is situated in Bredasdorp. Bordering the Cape Metro area, the Cape Winelands District and the Garden Route District, the Overberg District covers



12,239km<sup>2</sup>, constituting 9.5 per cent of the Western Cape's total area, and comprises four local municipal areas, namely the Cape Agulhas, Overstrand, Theewaterskloof and Swellendam municipal areas. Large towns in the District include Grabouw, Caledon, Hermanus and Swellendam.

The Overberg District is well known for its coastline, the southernmost tip of Africa and vast farmlands, especially grain farming. Within driving distance of one of South Africa's busiest cities, lies a region of contrasts and wonder. The Overberg has rugged mountain ranges, fynbos, rolling wheat and canola fields, and splendid coastal vistas. The Overberg is a region that stretches along coasts with beautiful beaches, and over mountain ranges with interesting geological formations, abundant birdlife and fynbos.

The Overberg District Municipal Council was constituted on 6 December 2021. Four (4) political parties are represented, with a total of 23 Councillors:






## Cape Agulhas Municipality

Executive Mayor:	Cllr Raymond Ross
Deputy Executive Mayor:	Cllr Karin Donald
Speaker:	Cllr Derick Burger
Municipal Manager:	Mr Eben Phillips
Area size:	2,411km <sup>2</sup>
Population :	40 274 ( Stats SA Census 2022) 37 352 (SEP-LG 2024)



Cape Agulhas Local Municipality is the southernmost Municipality in Africa. The Municipality is geographically diverse and comprises an area of 2 411 km<sup>2</sup>. It includes 9 urban settlements namely Bredasdorp which is the administrative seat, Napier, Struisbaai, Arniston / Waenhuiskrans, L'Agulhas, Klipdale, Proteem and Suiderstrand and Elim which is a historical Moravian mission station. It also includes the vast rural areas in between and approximately 178 Km of coastline.

It is estimated that in 2022, 4.3 per cent of the Western Cape's population resides in the Overberg District municipal area. The population of the District area totals 310 253 persons in 2022 and is estimated to be 335 236 persons by 2026. Cape Agulhas remains the municipality with the smallest population in the Overberg District with only 37 352 people in



2024. Furthermore, the average population growth in this area remains modest, with annual growth of merely 0.6 per cent expected between 2023 and 2029.

Cape Agulhas has a gradually curving coastline with rocky and sandy beaches. A survey marker and a new marker depicting the African continent are located at the most Southern tip of Africa. The waters of the Agulhas Bank off the coast are quite shallow and are renowned as one of the best fishing grounds in South Africa. Hence the influx to the coastal towns Struisbaai, L'Agulhas and Suiderstrand. Struisbaai has recorded a spectacular increase, and new developments are popping up.

**Ward Committee System:** The Municipality is demarcated into six wards, each with a directly elected Councilor. These Councilors are assisted by a Ward Committee of ten members. The Municipal Council comprises 11 Councilors, six of whom are Ward Councilors and five of whom are Proportional Representation (PR) Councilors.:







## Overstrand Municipality

Executive Mayor:	Ald Archie Klaas
Deputy Executive Mayor:	Cllr Lindile Ntsabo
Speaker:	Cllr Grant Cohen
Municipal Manager:	Mr Dean O'Neill
Area size:	1,708km <sup>2</sup>
Population:	132 495 (StatsSA Census 2022)
	120 422 (SEP-LG 2024)



+27(0)28 313 8000

The MERO 2022 predicts that the population of the Overstrand municipal area is expected to increase from 110 971 in 2022 to 132 495 in 2023. Overstrand Municipality has its head office in Hermanus. Municipal services are delivered on a decentralised basis from offices in Gansbaai, Stanford, Hermanus and Kleinmond. The area is divided into three administrations: Hangklip-Kleinmond, Greater Hermanus and Gansbaai/Stanford.

Overstrand Municipality's unique offerings of the ultimate experience in land-based whale watching and shark cage diving, pristine Blue Flag beaches, excellent wine industry, and top-class restaurants and accommodation make it an attractive tourist destination with a variety of activities.



Hermanus is rich in breath-taking scenery; with its unparalleled scenic beauty, modern infrastructure, upmarket shops and endless adventure options. It is built along the beautiful shores of Walker Bay and is the official Whale Watching Capital of the World as well as a popular holiday destination. Hermanus is surrounded by majestic mountains, indigenous fynbos and spectacular natural beauty.

**Ward Committee System:** The Municipality is demarcated into fourteen wards, each with a directly elected Councillor. These Councillors are assisted by a Ward Committee of ten members. The Overstrand Municipal Council was constituted on 17 November 2021. Six (6) political parties are represented, with a total of 27 Councillors, viz.:





## Theewaterskloof Municipality



Executive Mayor:	Cllr Lincoln De Bruin
Deputy Executive Mayor:	Cllr Cynthia Clayton
Speaker:	Cllr Weldon Wells
Municipal Manager:	<b>Mr Wilfred Solomons-Johannes</b>
Area size:	3,232km <sup>2</sup>
Population:	139 563 (StatsSA Census 2022)
	128 320 (SEP-LG 2024)

The MERO 2022 depicts that the population of the Theewaterskloof municipal area have increased from to 139 563 in 2023 as the growth predicted to 127,006 in 2024. Situated in Caledon, Theewaterskloof Municipality has the largest geographical area in the Overberg Region, comprising towns of Villiersdorp, Tesselaarsdal, Grabouw, Botrivier, Caledon/Myddleton, Genadendal, Greyton and Riviersonderend.

Natural assets such as illustrious mountains, the Kogelberg Biosphere, Theewaterskloof Dam, the Blue Crane, special natural protection areas and unique fynbos, bird and wildlife species makes Theewaterskloof a place where its inhabitants enjoy staying.

It is a popular tourism area with unique places of accommodation, eateries and recreation spots for hiking, mountain biking, water sport and adrenaline activities.



Economic activities focus on agriculture, environmental and cultural-based tourism, manufacturing and commercial businesses that provides in the holistic products and services needs of residents and tourists. Agriculture focusses on grain production, vineyards, apples and cattle farming.

**Ward Committee System:** The Municipality is demarcated into fourteen wards, each with a directly elected Councillor. Councillors are assisted by a Ward Committee of ten members. The Theewaterskloof Municipal Council was constituted on 22 November 2021. Seven (7) political parties are represented, with a total of 27 Councillors, viz.:







## Swellendam Municipality



Executive Mayor:	Cllr Hendrik Francois Du Rand
Speaker:	Cllr Juan van Schalkwyk
Municipal Manager:	<b>Me Anneleen Vorster</b>
Area size:	3,835km <sup>2</sup>
Population:	47 114 (StatsSA Census 2022) 40 880 (SEP-LG 2024)

Swellendam Municipality is the Overberg Municipality with the largest geographical area, but the smallest economy. According to the latest census numbers, Swellendam outgrew neighboring Cape Agulhas Municipality with a population of 47 114, but interestingly enough Cape Agulhas have 16 220 households, vs the 15 477 households of Swellendam. The workforce of Swellendam is predominantly semi- or low skilled workers, with 33% of the working age population not working. Swellendam Municipality is the second largest Municipality in the District, comprising the towns of Swellendam, Barrydale, Stormsvlei, Suurbraak, Buffeljagsrivier, and rural areas Malagas and Infanta.

In 1743 Swellendam was declared a magisterial district, the third oldest in South Africa, and was named after Governor Hendrik Swellengrebel and his wife, Helena Ten Damme. Swellendam is situated on the N2, approximately 220 km from both Cape Town and George.

Swellendam has a flourishing agricultural area, and many attractive and historic buildings which serve as a reminder of its exciting past. The town has over 50 Provincial Heritage Sites, most of them buildings of Cape Dutch architecture.



The area boasts with a rich agriculture, the Bontebok Nature Reserve and a powerful historical background. Malgas is located at a pontoon ferry on the Breede River, the last crossing of the river before it reaches the ocean.

**Ward Committee System:** The Municipality is demarcated into six wards, each with a directly elected Councillor. Councillors are assisted by a Ward Committee of ten members. The Swellendam Municipal Council was constituted on 11 November 2021. Three (3) political parties are represented, with a total of 11 Councillors:



### 1.1.3 ROLE OF THE DISTRICT

Section 83(3) of the Municipal Structures Act, 1998 (Act 117 of 1998), states:

“A district municipality must seek to achieve the integrated, sustainable and equitable social and economic development of its area as a whole by –

- (a) ensuring integrated development planning for the district as a whole;
- (b) promoting bulk infrastructural development and services for the district as a whole;
- (c) building the capacity of local municipalities in its area to perform their functions and exercise their powers where such capacity is lacking; and
- (d) promoting the equitable distribution of resources between the local municipalities in its area to ensure appropriate levels of municipal services within the area.

In terms of the more specific functions assigned to Districts, Section 84(1) and (2) of the MSA clearly defines the divisions of functions and powers between District and Local Municipalities, as:

A district municipality has the following functions and powers:

- (a) Integrated development planning for the district municipality as a whole, including a framework for integrated development plans for the local municipalities within the area of the district municipality, taking into account the integrated development plans of those local municipalities.
- (b) Bulk supply of water that affects a significant proportion of municipalities in the district.
- (c) Bulk supply of electricity that affects a significant proportion of municipalities in the district.
- (d) Bulk sewage purification works and main sewage disposal that affects a significant proportion of municipalities in the district.
- (e) Solid waste disposal sites serving the area of the district municipality as a whole.
- (f) Municipal roads which form an integral part of the road transport system for the area of the district municipality as a whole.
- (g) Regulation of passenger transport services.
- (h) Municipal airports serving the area of the district municipality as a whole.
- (i) Municipal health services serving the area of the district municipality as a whole.
- (j) Fire fighting services serving the area of the district municipality as a whole.
- (k) The establishment, conduct and control of fresh produce markets and abattoirs serving the area of the district municipality as a whole.
- (l) The establishment, conduct and control of cemeteries and crematoria serving the district as a whole.
- (m) Promotion of local tourism for the area of the district municipality.
- (n) Municipal public works relating to any of the above functions or any other functions assigned to the district municipality.
- (o) The receipt, allocation and, if applicable, the distribution of grants made to the district municipality.
- (p) The imposition and collection of taxes, levies and duties as related to the above functions or as may be assigned to the district municipality in terms of national legislation.

## 1.2 DEVELOPMENT OF THE INTEGRATED DEVELOPMENT PLAN (IDP)

### 1.2.1 LEGISLATIVE FRAMEWORK

Development and implementation of Integrated Development Plans are guided by:

✓ **The Constitution of the Republic of South Africa, 1996 (Act 108 of 1996):**

The objects of local government, according to section 152 of the Constitution, are:

- (a) to provide democratic and accountable government for local communities;
- (b) to ensure the provision of services to communities in a sustainable manner;
- (c) to promote social and economic development;
- (d) to promote a safe and healthy environment; and
- (e) to encourage the involvement of communities and community organisations in the matters of local government.

Section 153 spells out the development duties of municipalities, viz:

- (a) to structure and manage its administration and budgeting and planning processes to give priority to the basic needs of the community, and to promote the social and economic development of the community; and
- (b) to participate in national and provincial government programmes.

✓ **The White Paper on Local Government (1998)**

The White Paper envisaged the role of District Municipalities to encompass:

- District-wide integrated development planning
- Infrastructural development and bulk service delivery
- Capacity building of Local Municipalities
- Administrative assistance to Local Municipalities with lack of capacity

✓ **Local Government: Municipal Structures Act, 1998 (Act 117 of 1998)**

Sections 83 & 84 of the Municipal Structures Act clearly stipulate the division of functions and powers between district and local municipalities (refer part 1.1.4).

✓ **Local Government: Municipal Systems Act, 2000 (Act 32 of 2000)**

As per section 25 of the Municipal Systems Act, all municipalities are required to adopt a single, inclusive plan for the development of the municipality which:

- links, integrates and coordinates plans and takes into account proposals for the development of the municipality;
- aligns the resources and capacity of the municipality with the implementation of the plan;
- forms the policy framework and general basis on which annual budgets must be based; and
- is compatible with national and provincial development plans and planning requirements.

Section 26 of the Municipal Systems Act lists the core components of the IDP (page 8).

Section 27 of the Municipal Systems Act requires each district municipality to prepare and adopt a framework for integrated development planning (part 1.2.4).

✓ **Local Government: Municipal Planning and Performance Management Regulations, 2001**

These regulations, promulgated in terms of the Municipal Systems Act, regulate the detail of the IDP and focus specifically on the detail required in the financial plan and spatial development framework in the IDP. The regulations also provide detail on the nature and content of the performance management system (refer Chapter 9).

✓ **Municipal Performance Regulations, 2006**

Chapter 3 of these regulations speaks to Performance Agreements for Municipal Managers and Managers directly accountable to Municipal Managers. Section 25(2) requires that the performance objectives and targets reflected in the performance plan be based on the IDP, SDBIP and Budget.

✓ **Local Government: Municipal Finance Management Act, 2003 (Act 56 of 2003)**

Section 21(1) of the MFMA states that the mayor of a municipality must -

- (a) coordinate the processes for preparing the annual budget and for reviewing the integrated development plan and budget-related policies to ensure that the tabled budget and any revisions of the integrated development plan and budget-related policies are mutually consistent and credible;
- (b) at least 10 months before the start of the budget year, table in the municipal council a time schedule outlining key deadlines for – (ii)(aa) the annual review of the integrated development plan in terms of section 34 of the Municipal Systems Act.

Section 24(2)(c)(iv) of the MFMA speaks to the approval of annual budgets, which must be approved together with the adoption of resolutions as may be necessary when approving any changes to the municipality's integrated development plan.

✓ **National Development Plan (NDP), 2011**

The NDP offers a long-term perspective. It defines a desired destination and identifies the role different sectors of society need to play in reaching that goal. As a long-term strategic plan, it serves four broad objectives:

- Providing overarching goals for what we plan to achieve by 2030.
- Building consensus on the key obstacles to us achieving these goals and what needs to be done to overcome those obstacles.
- Providing a shared long-term strategic framework within which more detailed planning can take place in order to advance the long-term goals set out in the NDP.
- Creating a basis for making choices about how best to use limited resources.

The plan aims to ensure that all South Africans attain a decent standard of living through the elimination of poverty and reduction of inequality.

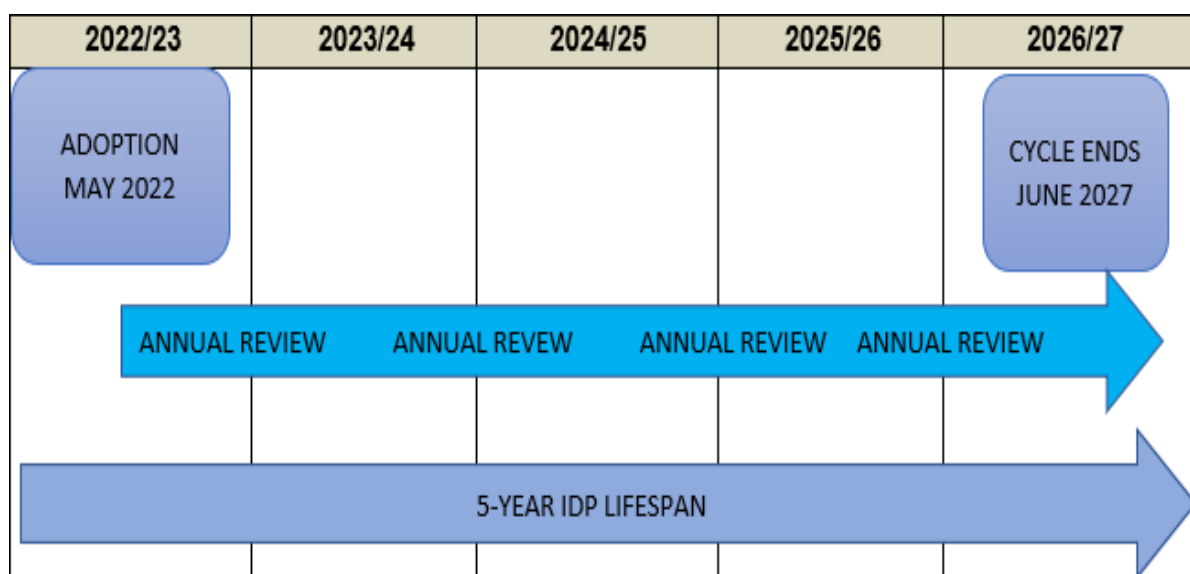
✓ **The Spatial Planning and Land Use Management Act (SPLUMA), 2013 (Act 16 of 2013)**

SPLUMA is a national law that was passed by Parliament in 2013. The law gives the Department of Rural Development and Land Reform (DRDLR) the power to pass Regulations in terms of SPLUMA to provide additional detail on how the law should be implemented. The objects of SPLUMA are discussed in Chapter 7.

### 1.2.2 THE IDP PLANNING PROCESS

Integrated development planning (IDP) has a lifespan of 5 years that is linked directly to the term of office for Councillors. The IDP is a process through which municipalities prepare a strategic plan containing short-, medium- and long-term development objectives, strategies and programmes for the municipal area. The IDP is the principal strategic planning instrument which guides and informs budgeting, management and decision-making related to service delivery and development in a municipality.

#### □ Integrated Development Planning Cycle

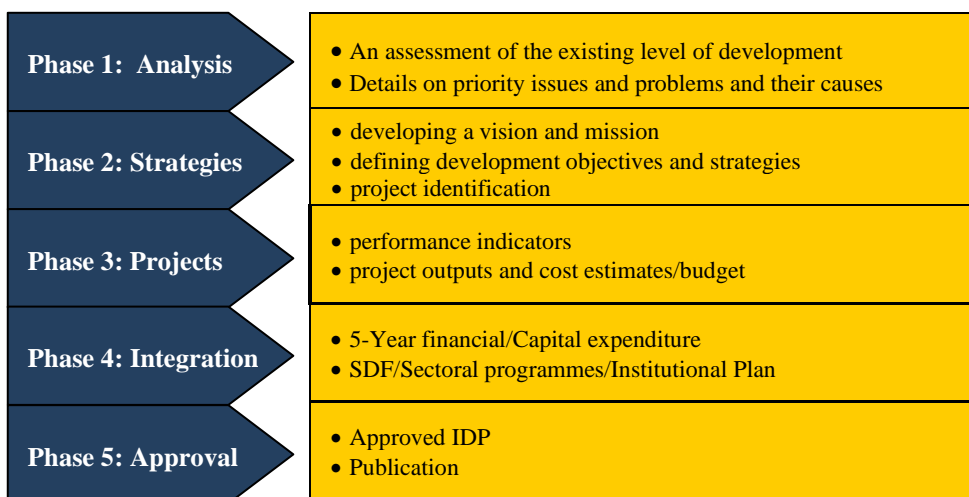


The process from planning to service delivery, maintenance and reviewing performance can be referred to as the Development Management Cycle (a continuous/cyclical process) which can be applied at all levels in an organisation. Inputs to one process are outputs from another.

### 1.2.3 KEY STAGES AND CONSULTATIONS

July 2023	District IDP Managers Forum	CONTINUOUS MANAGEMENT CONSULTATIONS
12 August 2023	Discussion with Local Municipalities: Public Participation Initiatives	
December 2023	Provincial IDP Managers Forum	
September 2023	ODM Project Coordinating Meeting	
25-26 October 2023	IDP Strategic Planning Session	
11 August 2023	District IDP Managers Forum	
29 November 2023	Western Cape Districts Integrated Forum – cross-district IDP alignment	
01 December 2023	Provincial IDP Managers Forum	
February 2024	IDP Review Engagements	
12 February 2024	Project Coordinating Meeting	
16 February 2024	Technical Integrated Municipal Engagement (TIME)	
01 March 2024	District IDP Managers Forum	
11 April 2024	Western Cape Districts Integrated Forum – cross-district IDP alignment	
13 May 2024	Budget Steering Committee	
27 March 2024	Tabling of Draft 2024/25 IDP Review to Council	
30 April 2024	Project Coordinating Meeting	
February 2024	Strategic Session of Council (IDP Steering Committee)	
9 May 2024	SIME: assessment feedback on Draft IDP and Budget	
1 March 2024	District IDP Managers Forum	
25 May 2024	Tabling of Final 2024/25 IDP Review to Council	

#### The process undertaken to produce the IDP consists of 5 phases:



The IDP process encourages all stakeholders who reside and conduct business within a municipal area to participate in the preparation and implementation of the development plan. Stakeholders involved in the IDP process, includes the Municipality, Local Municipalities in the District, Councillors, National and Provincial Sector Departments, communities, business sector, and other stakeholders.



#### 1.2.4 ROLES AND RESPONSIBILITIES (stakeholders in the process)

Executive Mayor	The Executive Committee or Executive Mayor of the municipality has to manage the IDP. This responsibility may be assigned to the Municipal Manager.
Councillors	The IDP gives councillors an opportunity to make decisions based on the needs and aspirations of their constituencies.
Municipality	The IDP guides the development plans of the municipality.
Officials	Provide relevant technical, sector and financial information for analysis for determining priority issues to be included in the IDP.
Communities and other stakeholders	The IDP is based on community needs and priorities. Communities have the chance to participate in identifying their most important needs. The IDP process encourages all stakeholders who reside and conduct business within a municipal area to participate in the preparation and implementation of the development plan.
National and Provincial Sector Government	Many government services are delivered by provincial and national government departments at local level -for example: police stations, clinics and schools. Municipalities must take into account the programmes and policies of these departments. The departments should participate in the IDP process so that they can be guided how best to use their resources to address local needs.

#### 1.2.5 DISTRICT IDP FRAMEWORK PLAN

The Overberg District Municipality is responsible for drafting the District IDP Framework Plan, a mechanism to ensure alignment and integration between the IDPs of the Overberg District Municipality and Local municipalities of Cape Agulhas, Overstrand, Theewaterskloof and Swellendam. The function of the District IDP Framework Plan is to ensure that IDP processes of both the District and Local municipalities are mutually linked and able to inform one another.

In terms of Section 27(2) of the Municipal Systems Act of 2000, a Framework Plan should at least:

- identify plans and planning requirements binding in terms of National and Provincial legislation on District and Local Municipalities or on any specific municipality.
- identify matters to be included in IDPs of the District and Local Municipalities that require alignment.
- specify principles to be applied and co-ordinate the approach to be adopted in respect of such matters; and;
- determine procedures:
  - i) for consultation between Local municipalities and the District during the drafting process of respective IDPs; and
  - ii) effect essential amendments to framework

The objectives of the District IDP Framework Plan are to:

- facilitate co-operative governance
- keep abreast of legislation, policy and initiatives (National and Provincial)
- align the IDP with sector department activities/requirements
- serve as a guideline for the integration of all role-players involved in the process, and for successful and effective implementation of integrated development planning objectives.

A District IDP Framework Plan includes a programme with specific timeframes, maps consultation mechanisms and procedures, and maps mechanisms and procedures for alignment.

### 1.2.6 IDP PROCESS PLAN

Prior to commencing with the planning process, an IDP Process Plan must be prepared. The purpose of the IDP Process Plan is predominantly to ensure proper management of the planning process. The IDP Process Plan should reflect:

- the structures that will manage the planning process
- how the public can participate and structures that will be created to ensure this participation
- a time schedule for the planning process
- responsible person/s and task
- how the process will be monitored

District and Local municipal IDP Process Plans have to be formulated in line with the District IDP Framework Plan. The adopted IDP Process Plan is in accordance with the relevant legal prescripts and dictates the process to be followed for developing the 2022/23 – 2026/27 IDP, Budget and PMS. Here follows adoption dates of respective plans across the district:

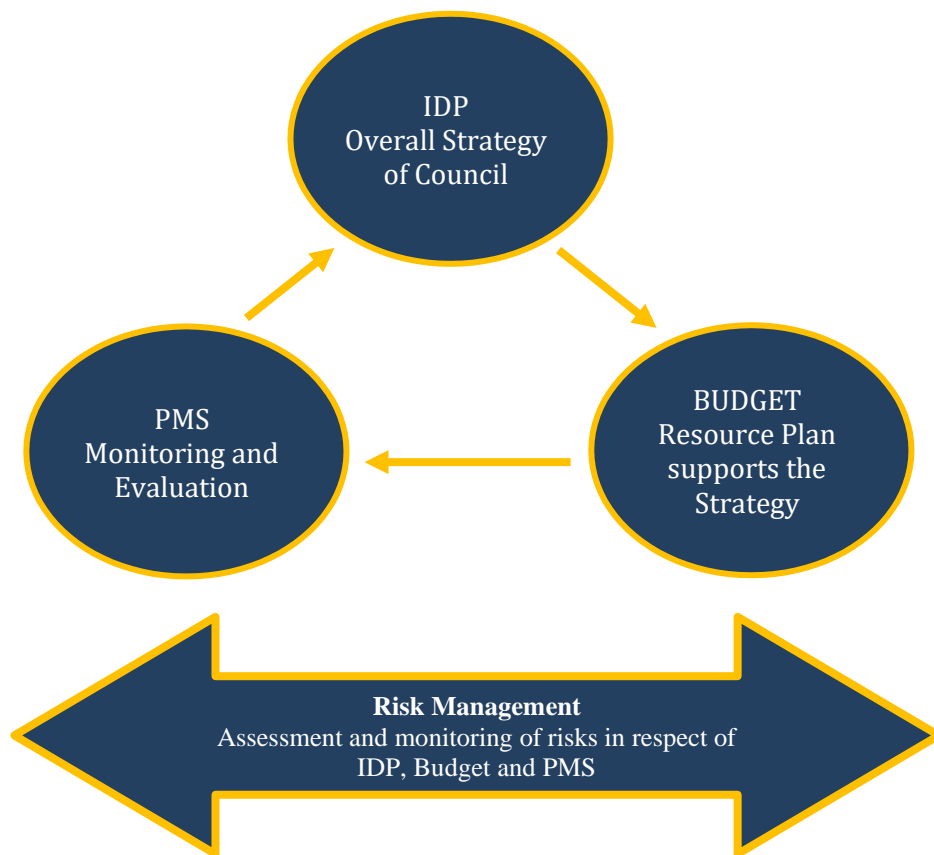
Municipality	Time Schedule & Process Plan tabling	Tabled
Overberg DM	IDP/Budget/PMS Time Schedule	25.08.2023
	Section 27 District IDP Framework Plan ( <b>Annexure A</b> )	28.03.2022
	Section 28 Process Plan ( <b>Annexure B</b> )	28.03.2022
Cape Agulhas LM	Time Schedule 2024/25	27.07.2023
	Process Plan amended 2023/24	June 2022
Overstrand LM	Time Schedule 2023/24	30.08.2023
	IDP Process Plan adopted	29/08/2022
Theewaterskloof LM	Time Schedule 2023/23	24.08.2023
	IDP Process Plan tabling by end May 2023	05.2023
Swellendam LM	IDP Process Plan	25.08.2022
	IDP/Budget/PMS Time Schedule	25.08.2023

The District IDP Framework and Process Plan was workshopped with its Local municipalities to ensure alignment of planning activities. Inputs were rendered, discussed and considered for inclusion in the final Plan prior to tabling to Council. The District IDP Framework and Process Plan can be accessed on the municipal website [www.odm.org.za](http://www.odm.org.za)

### 1.2.7 ALIGNMENT OF IDP / BUDGET / PERFORMANCE & RISK MANAGEMENT

The Overberg District Municipality made every effort throughout the IDP development phase to ensure alignment of the IDP, Budget, Risk Management and Performance Management System. This is evident in Chapter 11 of the IDP.

With the IDP as Council's Strategy, the Budget serves as a Resource Plan to support the Strategy, and the Service Delivery and Budget Implementation Plan (SDBIP) is the Operational Plan to the Strategy by way of monitoring and evaluation processes to ensure the Strategy is effective and efficient. Risk Management is the process of assessing and monitoring risks in respect of the IDP, Budget and SDBIP.



### 1.3 5-YEAR STRATEGIC TRAJECTORY

The Overberg District Municipal Council and Management attended a strategic planning session on 24 February 2025, with the purpose of deliberating on the review of the Mid-Year Adjustment Budget, proposed IDP Amendment and the Revised SDBIP.

The effectiveness of this strategic session will articulate not only where the municipality is going, and the actions needed to make progress but also measure the success and impact of its strategic plan. Two policies were also workshopped during the engagement, namely the Public Participation Policy and the Fleet Management Policy. The council, alongside the municipal officials, reaffirmed their unwavering dedication to working together and utilizing resources to their fullest effect, despite the escalating economic challenges, both locally and Globally.



### 1.3.1 SWOT ANALYSIS REAFFIRMATION 2025



### 1.3.2



### 1.3.3



### 1.3.4





### 1.3.5 ODM STRATEGIC SESSION OUTCOMES –24 FEBRUARY 2025

Committed to providing efficient and effective services to its community, the Overberg District Municipal Council and management attended a strategic planning session with the purpose of deliberating on the review of the integrated development plan, budget and long-term financial plan of the municipal and the strategic direction.

This session was not only informative, but also a much-needed brainstorming opportunity, which seeks to guide Council on the directions of allocating its resources, set priorities, strengthen operations, ensure that employees and other stakeholders are working towards common goals and shape its response to the changing environment.

The effectiveness of this strategic planning session will articulate not only where the municipality is going and the actions needed to make progress, but also measure the success and impact of its strategic plan. The Executive Mayor reaffirmed the Strategic Direction 2025/2026.

### 1.3.6 BATHO PELE PRINCIPLES – Putting People First *“We belong. We care. We serve.”*





# STATE OF THE DISTRICT

## 2.1 INSTITUTIONAL ANALYSIS

### 2.1.1 HUMAN RESOURCES DEVELOPMENT

The Overberg District Municipality regards its employees as human capital and an invaluable resource for the achievement of its strategic goals, as set out in this Strategic Plan (IDP). There is continuous investment in employees and Councilors through training and development. This initiative is done jointly with other training and development institutions, e.g. LGSETA, SALGA and accredited institutions of higher learning. This is an attempt to enable both Councilors and employees to deliver to the expectations of the communities.

#### Employee totals as at March 2025

Permanent employees: 389

Funded vacancies: 31

### 2.1.2 TRAINING AND SKILLS DEVELOPMENT

The Objective of skills development is to create a workforce empowered with the necessary and continuously upgraded skills, knowledge and recognized qualifications to increase productivity and competency levels of employees.

Training interventions for the period of 2025/2026

Statutory training/None-statutory training

Development training

Total planned training beneficiaries 01 May 2025- 30 April 2026

LGSETA SFA	Municipal KPA	Main IDP Priority Linked to KPA	Employed		Total	Unemployed		Total
			Female	Male		Female	Male	
Enhancing Good Governance, Leadership and Management Capabilities	Good governance and the linking of democracy	Corporate governance	21	13	34	15	0	15
Promoting Sound Financial Management & Financial Viability	Municipal financial viability and management	Financial Viability	7	4	11	3	3	6
Enhancing Infrastructure and Service Delivery	Basic service delivery and infrastructure development	Day-to-day service delivery	57	170	227	2	2	4
Enhancing municipal planning	Municipal transformation and institutional development	Development and Growth	0	1	1	0	0	0
Promoting spatial transformation and inclusion	Sustainable local economic development	Capacity of the Municipality	1	0	1	0	0	0
<b>Totals</b>			<b>86</b>	<b>188</b>	<b>274</b>	<b>20</b>	<b>2</b>	<b>25</b>

## **2.1.3 INFORMATION AND COMMUNICATION TECHNOLOGY (ICT)**

### **ICT STEERING COMMITTEE**

The ODM has an established and functional ICT SC in place, with an approved Terms of Reference (ToR). The ICT SC meet on a quarterly basis. The goal of the ICT SC is to facilitate and guide the use of ICT in enabling business continuity in its service delivery, building institutional capacity and keeping abreast with technological innovations and systems improvements.

### **ICT REMEDIATION PLAN**

As per section 88(2)(b) of the Local Government: Municipal Structures Act, 1998 (Act 117 of 1998):

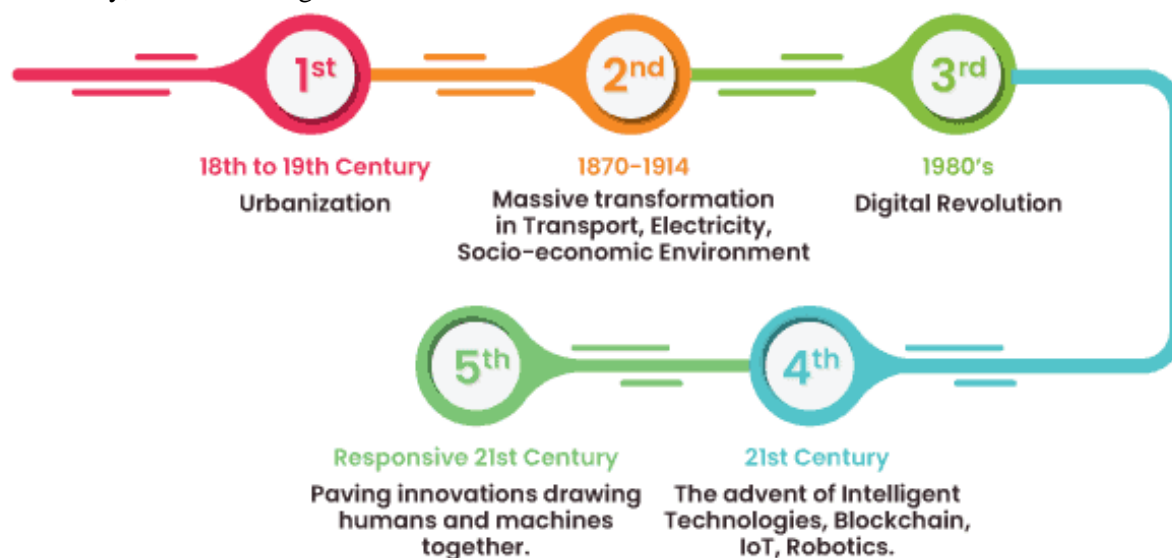
“A local municipality on request of a district municipality in whose area that local municipality falls may provide financial, technical and administrative support services to that district municipality to the extent that local municipality has the capacity to provide those support services.”

On 8 November 2022, a Cooperative Agreement was concluded between the Overberg District Municipality (ODM) and Cape Agulhas Municipality (CAM) for ICT-related assistance. The Service Provider appointed by CAM, DFA Solutions, assists the ODM by way of an IT Remote Monitoring and Asset Management cloud solution called DATTO. N-Able was replaced by DATTO during 2024/2025. Following various penetration tests, DFA developed a Draft ICT Remediation Plan which ODM Administration further refined. The Plan, which is a “living” document, is updated on an ongoing basis for quarterly monitoring and reporting to the ICT Steering Committee (SC). The Plan was approved by the ICT SC on 1 March 2023.

The ODM acquired two new systems during the 2022/23 period of review, i.e. the PayDay Leave Management System, and an Electronic Document Management System, Collaborator.

#### 2.1.4 FIFTH INDUSTRIAL REVOLUTION (5IR)

The Fifth Industrial Revolution (5IR), which emphasizes human-centric and purpose-driven technology, presents both opportunities and challenges for South African municipalities. Unlike the Fourth Industrial Revolution (4IR), which focused heavily on automation, AI, and digital transformation, 5IR emphasizes collaboration between humans and machines, sustainability, inclusivity, and well-being.



Fifth Industrial Revolution could transform South African municipalities through innovation such as:

1. **Human-Centric Service Delivery**
2. **Sustainable Urban Development**
3. **Inclusive Economic Participation**
4. **Improved Governance and Transparency**

#### POLICY AND STRATEGIC IMPLICATIONS TO ALIGN WITH THE 5IR, SOUTH AFRICAN MUNICIPALITIES NEED:

- Integrated digital transformation strategies rooted in inclusivity and sustainability.
- Partnerships with tech companies, universities, and civil society to pilot innovative solutions.
- Alignment with national frameworks such as the National Development Plan (NDP 2030) and District Development Model (DDM).

#### 2.1.5 MUNICIPAL STAFF REGULATIONS AND GUIDELINES

The Local Government: Municipal Staff Regulation and Guidelines was gazetted on 20 September 2021, with an implementation date of 01 July 2022. Exemption was given for Chapter 2 (staff establishment, job descriptions and job evaluation), and Chapter 4 (performance management), which will now come into effect on 01 July 2023.

The ODM has implemented the following in terms of MSR:

- HR Strategic Plan
- Alignment of HR policies
- Monitoring and Coaching
- Org Structure Review
- JD review and competency alignment

## **WAYFORWARD**

- Closing of gaps through the skills and development initiatives
- Review of policies
- Continues review of JDs
- Tabling a complete review of ODM to council by March 2025.

### **2.1.6 ELECTRONIC DOCUMENT MANAGEMENT SYSTEM**

#### **Successful Implementation of the Electronic Document Management System (Collaborator)**

The Collaborator Electronic Document Management System (EDMS) has been successfully implemented within the Overberg District Municipality. This system marks a significant milestone in the Municipality's efforts to modernize and streamline its records management processes.

The successful implementation of Collaborator EDMS has modernized the Municipality's records management, contributing to better organizational efficiency, streamlined processes, and improved service delivery. This achievement reflects the Municipality's commitment to adopting innovative technologies for improved governance and operations.



## 2.2 FINANCIAL ANALYSIS

### 2.2.1 REVENUE BASE AND EXPENDITURE 2025/2026

#### SUMMARY INCOME & EXPENDITURE 2025/2026 MTREF - ODM

Revenue by Source	Original Budget 2024/25	Adjustment Budget 2024/25	Original Budget 2025/26	Original Budget 2026/27	Original Budget 2027/28
Service charges - Electricity	R -	R -	R -	R -	R -
Service charges - Water	R 35 000.00	R -	R -	R -	R -
Service charges - Waste Water Management	R 220 000.00	R 150 000.00	R 150 000.00	R 160 500.00	R 167 722.50
Service charges - Waste Management	R 14 950 000.00	R 17 408 938.00	R 18 621 064.00	R 19 924 538.48	R 20 821 142.71
Sale of Goods and Rendering of Services	R 142 959 011.00	R 146 622 257.00	R 144 147 420.00	R 155 263 754.29	R 162 180 950.42
Agency services	R 13 825 039.00	R 13 825 352.00	R 13 950 699.00	R 14 605 528.00	R 15 146 646.00
Interest earned from Receivables	R 300 000.00	R 300 000.00	R 318 000.00	R 340 260.00	R 373 572.00
Interest earned from Current and Non Current Assets	R 7 600 000.00	R 8 600 000.00	R 9 202 000.00	R 9 606 888.00	R 10 039 197.96
Rental from Fixed Assets	R 14 062 000.00	R 14 722 000.00	R 16 164 520.00	R 18 563 236.40	R 21 311 262.04
Licence and permits	R 1 250 000.00	R 1 350 000.00	R 1 444 500.00	R 1 545 615.00	R 1 653 808.05
Operational Revenue	R 1 160 533.00	R 1 633 757.00	R 1 355 698.50	R 1 154 976.06	R 1 213 491.48
Transfer and subsidies - Operational	R 96 796 255.00	R 96 255 816.00	R 98 798 000.00	R 96 146 000.00	R 100 530 000.01
Transfers and subsidies - Capital (monetary allocations)	R 2 700 000.00	R 3 800 000.00	R 500 000.00	R -	R -
Gains on disposal of Assets	R 9 900 000.00	R 9 900 000.00	R 2 660 000.00	R 1 880 000.00	R 628 000.00
	<b>R 305 757 838.00</b>	<b>R 314 568 120.00</b>	<b>R 307 311 901.50</b>	<b>R 319 191 296.23</b>	<b>R 334 065 793.16</b>
Expenditure by Type	Original Budget 2024/25	Adjustment Budget 2024/25	Original Budget 2025/26	Original Budget 2026/27	Original Budget 2027/28
Employee related costs	R 168 688 144.00	R 159 988 782.00	R 173 063 626.00	R 182 448 890.23	R 192 265 364.46
Remuneration of councillors	R 6 795 959.00	R 6 795 959.00	R 7 136 333.00	R 7 564 512.98	R 8 018 383.76
Bulk purchases - electricity	R -	R -	R -	R -	R -
Inventory consumed	R 47 074 773.00	R 57 922 275.00	R 44 121 416.00	R 48 357 683.90	R 49 438 451.17
Debt impairment	R -	R 100 000.00	R 100 000.00	R 100 000.00	R 100 000.00
Depreciation and amortisation	R 3 680 586.00	R 3 680 586.00	R 3 696 786.00	R 3 697 678.62	R 3 726 826.41
Interest	R 2 422 236.00	R 2 401 236.00	R 1 427 236.00	R 1 135 803.62	R 1 182 763.89
Contracted services	R 38 158 214.00	R 36 631 763.00	R 35 245 300.00	R 29 677 966.75	R 30 775 013.00
Transfers and subsidies	R -	R 4 000 000.00	R 1 000 000.00	R 1 045 000.00	R 1 092 025.00
Operational costs	R 35 961 926.00	R 38 971 519.00	R 40 976 295.50	R 44 839 024.87	R 46 996 016.99
Other Losses	R 276 000.00	R 276 000.00	R -	R -	R -
	<b>R 303 057 838.00</b>	<b>R 310 768 120.00</b>	<b>R 306 766 992.50</b>	<b>R 318 866 560.97</b>	<b>R 333 594 844.68</b>
Surplus/(Deficit)	<b>R 2 700 000.00</b>	<b>R 3 800 000.00</b>	<b>R 544 909.00</b>	<b>R 324 735.26</b>	<b>R 470 948.48</b>

## FINANCIAL PLANNING CHALLENGES AND RISKS

Challenges & Risks	How Addressed / Mitigated
Financial System Migration	Phased (affordability) approach to move towards a migrated web-based system, MSCOA compliant Grant funding from Provincial Treasury Due diligence exercise
Long-term sustainable revenue streams – lack of revenue streams	Tariff – cost reflective Alternative revenue sources investigation into Sweating of investment properties (selling and/or rentals) PPP projects (e.g Crematorium) Energy/Electricity projects Ownership Uilenkraalsmond Landfill site service demography expansion
Obtain funding from counterparts whom we are rendering services to (government institutions) – health/air pollution / fire and disasters	<ul style="list-style-type: none"> <li>▪ Department of Health</li> <li>▪ PT/NT Disaster Management Funding</li> <li>▪ Local Municipalities</li> </ul>
Lack of resources and high expenditure (funding, aged fleet, high repairs and maintenance costs, fuel costs)	Applying SMART principles in executing operational functions and services, more effectively, efficiently, and economically.

### 2.2.2 LONG-TERM FINANCIAL PLANNING

#### Gearing choices for asset replacements

- ☐ Taking up a loan to replace dilapidated fleet – less maintenance cost
- ☐ Replace fleet over time from cash back surpluses in Capital Replacement Reserve (CRR)
- ☐ Rental of Fleet

#### Renovation of Resorts

- ☐ Use returns on sale of other redundant investment properties to upgrade and maintain the resorts and their facilities gradually (CRR funding)

#### REVENUE ENHANCEMENT OPPORTUNITIES

- ☐ Cost reflective tariffs – Municipal Health Services and Emergency Services
- ☐ Formalise Resort properties – ownership.
- ☐ Uilenskraalmond ownership – potential R125 million
- ☐ De Dam – potential R50 million
- ☐ “Sweating” of other ODM investment properties – Public Private Partnerships / Rental
- ☐ Other Local municipalities and to make use of Karwyderskraal Regional Waste site
- ☐ Exploring other regional facilities such as a Crematorium at Karwyderskraal
- ☐ Activate interest charges on arrear debtors
- ☐ Exploring alternative agency functions to render to Provincial or National Departments

### **2.2.3 BUDGET-RELATED POLICIES**

Policies adopted by Council and being reviewed/amended in line with National Guidelines:

- 1) Asset Management Policy
- 2) Borrowing Policy
- 3) Budget Policy
- 4) Cash Management and Investment Policy
- 5) Cost Containment Policy
- 6) Credit Control and Debt Management Policy
- 7) Customer Care Policy
- 8) Demand Management Policy
- 9) Funding and Reserves Policy
- 10) Infrastructure Investments and Capital Projects Policy
- 11) Infrastructure Procurement and Delivery Management Policy
- 12) Liquidity Policy
- 13) Long-Term Financial Planning Policy
- 14) Management and Administration of Immovable Assets Policy
- 15) Payroll Management and Administration Policy
- 16) Procurement Policy
- 17) Supply Chain Management Policy
- 18) Tariff Policy
- 19) Travelling & Subsistence Policy
- 20) Virement Policy

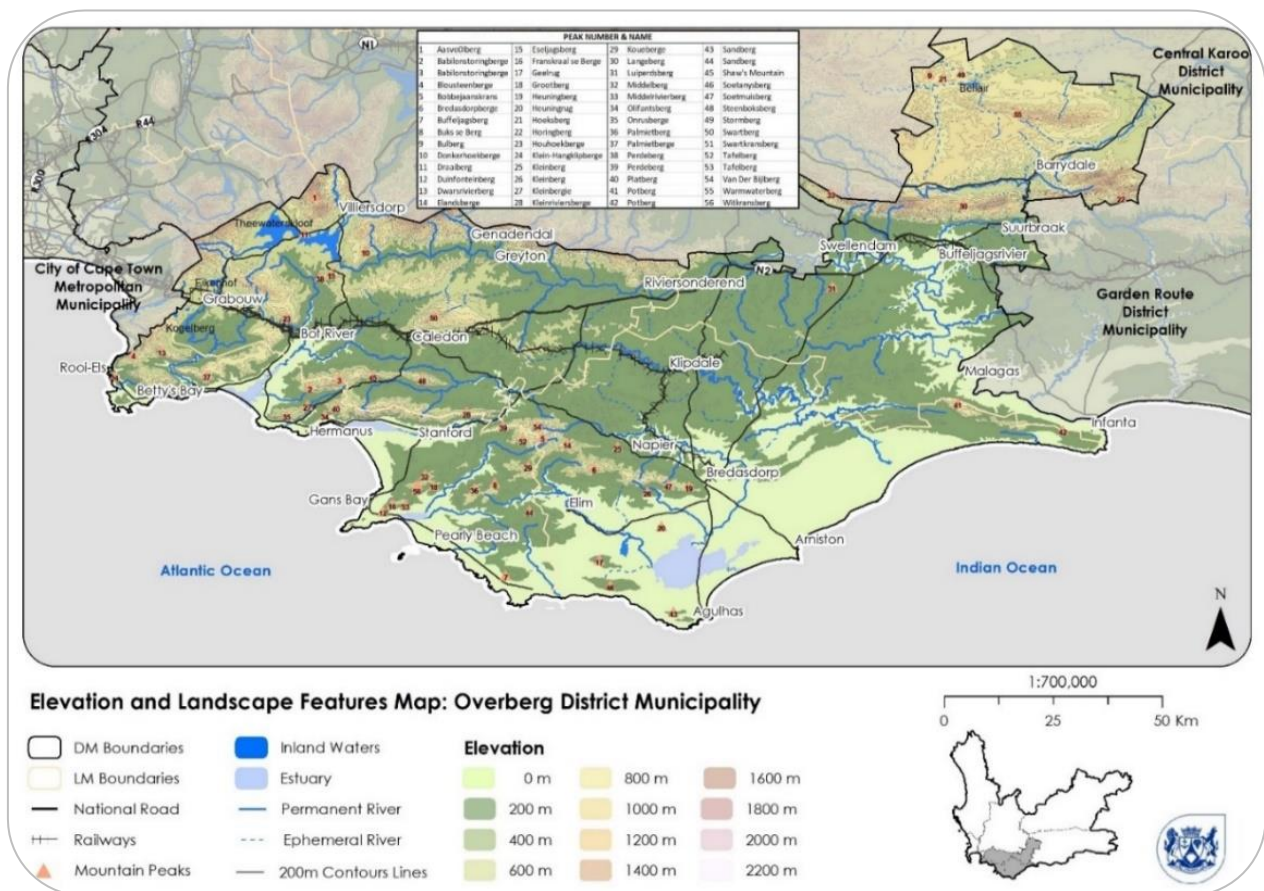
## 2.3 ENVIRONMENTAL ANALYSIS

### Section 2.3 Environmental Analysis

#### 2.3.1 LANDSCAPE

The Overberg has a very diverse landscape stretching from the Langeberg- and Riviersonderend mountain ranges through the Rûens and Agulhas Plain to the coastline. Agriculture remains the largest land-use in the region and is seen as one of the most valued economic sectors. The region has about 80 sites of provincial heritage site status, of which 40 are located within Swellendam. The remaining sites include, amongst others historic settlements of Waenhuiskrans and Elim, Cape Agulhas Lighthouse, and the old harbour at Hermanus.

The Heritage and Scenic Resources: Inventory and Policy Framework for the Western Cape, a supporting study commissioned with the 2014 PSDF, documented an inventory of scenic and heritage assets of the ODM.



### 2.3.2 TERRESTRIAL ECOSYSTEMS

The Overberg District Municipality falls entirely within the fynbos biome in the Cape Floristic Region, a recognised global biodiversity hotspot with high levels of endemism and diversity for plants and animals. As per the Conservation Planning Report of 2010, 114 vegetation types have been identified in Overberg. The following vegetation types has been included in the revised list of ecosystems that are threatened and in need of protection, as published on 18 November 2022.

	Terrestrial Ecosystem	C	O	S	T	2011 (NEMBA)	2021 (NEMBA)	Key pressures
1	Agulhas Limestone Fynbos	✓	✓			VU	CR	↑ Invasive species, overgrazing, altered fire regimes, pollution.
2	Agulhas Sand Fynbos	✓	✓			EN	CR	↑ Invasive species, overgrazing, altered fire regimes, pollution, agriculture.
3	Albertinia Sand Fynbos	✓		✓		VU	LC	↓
4	Boland Granite Fynbos				✓	VU	EN	↑ Invasive species, overgrazing, altered fire regimes, pollution, agriculture, plantations, artificial water bodies, and erosion.
5	Breede Shale Fynbos			✓		LC	EN	↑ Invasive species, overgrazing, altered fire regimes, pollution, agriculture, erosion.
6	Breede Shale Renosterveld			✓	✓	LC	EN	↑ Invasive species, overgrazing, altered fire regimes, pollution, agriculture, plantations, and artificial waterbodies.
7	Cape Lowland Alluvial Vegetation			✓	✓	CR	EN	↓ Agriculture, invasive species.
8	Cape Seashore Vegetation	✓	✓	✓		LC	LC	-
9	Cape Winelands Shale Fynbos		✓			VU	VU	- Agriculture, urban development, invasive species.
10	Central Coastal Shale Band Vegetation			✓		LC	LC	-
11	Central Rûens Shale Renosterveld	✓		✓	✓	CR	CR	- Agriculture.
12	De Hoop Limestone Fynbos	✓		✓		LC	LC	-
13	Eastern Rûens Shale Renosterveld	✓		✓		CR	EN	↓ Agriculture, erosion, invasive species, overgrazing, altered fire regimes, pollution
14	Elgin Shale Fynbos				✓	CR	CR	- Agriculture, invasive species, altered fire regimes, pollution,

Terrestrial Ecosystem		C	O	S	T	2011 (NEMBA)	2021 (NEMBA)	Key pressures
								artificial water bodies, and plantations.
15	Elim Ferricrete Fynbos	✓	✓		✓	CR	EN	↓ Invasive species, overgrazing, altered fire regimes, pollution, agriculture.
16	Greyton Shale Fynbos			✓	✓	EN	LC	↓
17	Hangklip Sand Fynbos		✓			EN	CR	↑ Invasive species, overgrazing, altered fire regimes, pollution, and urban and road development.
18	Hawequas Sandstone Fynbos				✓	VU	LC	↓
19	Kogelberg Sandstone Fynbos		✓		✓	CR	CR	- Invasive species, altered fire regimes, plantations.
20	Little Karoo Quartz Vygiveld			✓		LC	LC	-
21	Matjiesfontein Quartzite Fynbos			✓		LC	LC	-
22	Montagu Shale Fynbos			✓		LC	LC	-
23	Montagu Shale Renosterveld			✓		VU	LC	-
24	North Langeberg Sandstone Fynbos			✓		LC	LC	-
25	North Sonderend Sandstone Fynbos			✓	✓	LC	LC	-
26	Overberg Dune Strandveld	✓	✓	✓		LC	EN	↑ Invasive species, overgrazing, altered fire regimes, pollution.
27	Overberg Sandstone Fynbos	✓	✓		✓	CR	LC	↓
28	Potberg Ferricrete Fynbos	✓		✓		EN	VU	↓ Agriculture, erosion, invasive species.
29	Potberg Sandstone Fynbos	✓		✓		LC	LC	-
30	Robertson Granite			✓		LC	LC	-
31	Rûens Silcrete Renosterveld	✓	✓	✓	✓	CR	EN	↓ Agriculture, invasive species, overgrazing, altered fire regimes, pollution, and erosion.
32	South Langeberg Sandstone Fynbos			✓		LC	LC	-
33	South Sonderend Sandstone Fynbos			✓	✓	LC	CR	↑ Invasive species, altered fire regimes.
34	Southern Afrotemperate Forest	✓	✓	✓	✓	LC	LC	-
35	Southern Coastal Forest	✓	✓			LC	LC	-



	Terrestrial Ecosystem	C	O	S	T	2011 (NEMBA)	2021 (NEMBA)	Key pressures
36	Swellendam Silcrete Fynbos			✓		EN	VU	↓ Agriculture, invasive species, overgrazing, and altered fire regimes.
37	Western Coastal Shale Band Vegetation	✓	✓	✓	✓	LC	LC	-
38	Western Little Karoo			✓		LC	LC	-
39	Western Rûens Shale Renosterveld	✓	✓		✓	CR	CR	- Agriculture, invasive species, overgrazing, altered fire regimes, pollution, and artificial waterbodies

The key pressures threatening our terrestrial biodiversity are: Invasive species, overgrazing, altered fire regimes, pollution, agriculture, erosion, and inappropriate development

### 2.3.3 COASTAL AND ESTUARIES

The Overberg coastline stretches for about 330 km from Rooi-els to Infanta. 11 Estuaries are found along the Overberg coast namely, Rooiels River, Buffels River, Palmiet River, Bot River, Onrus River, Klein River, Uilkraal River, Ratel River, Heuningnes River, Klipdriftfontein River, and Breede River. There are three marine protected areas (MPAs) present along the Overberg coastline, namely, Betty's Bay MPA, the Walker Bay MPA (considered a seasonal MPA) and De Hoop MPA. The protection status of MPAs is there to help promote fisheries sustainability, keep marine ecosystems working properly, and protect the range of species living there.

The important economic opportunities of the Overberg coast include:

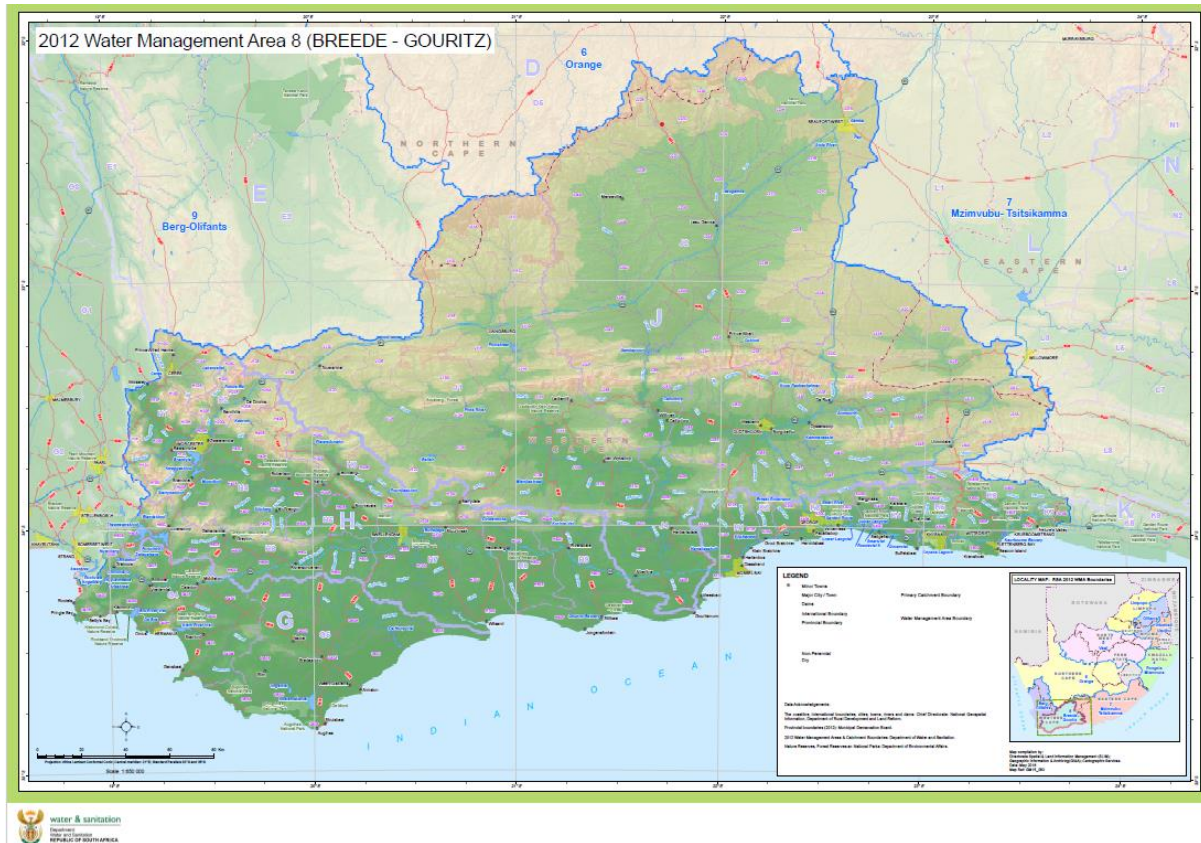
Tourism	Eco-tourism activities include: Whale watching, shark cage diving, bird watching, hiking, mountain biking, recreational fishing, blue flag beaches and several heritage sites such as the shell middens, historic fisherman's cottages, the Cape Agulhas Lighthouse and Waenhuiskrans Cave.
Marine Living Resource	There are four proclaimed fishing harbours in the ODM – Arniston, Struisbaai, Gansbaai and Hermanus.  There are several fishing communities along the coast that is highly dependent on subsistence fishing. Abalone farming and Kelp harvesting is some of the industries that have been established

The key threats to our coastal ecosystems are: Over exploitation of our natural resources, poaching, coastal development, pollution, mineral exploration, invasive species, reduced freshwater input in estuary systems, the impacts of climate change, ORV driving in coastal areas and diseases.

## 2.3.4 FRESHWATER ECOSYSTEMS

### 2.3.4.1 Catchments

The Breede Gouritz Water Management Area is subdivided into the eleven hydrological sub-areas relevant to the Overberg District are: Breede catchments: Upper Breede, Central Breede, Lower Breede, Riviersonderend, Overberg West and the Overberg East.



The protection of these catchment areas is very important as these provides ecosystem services such as high-quality drinking water and supports livelihoods such as agriculture.

Key threats to catchments are invasive alien species, land degradation (erosion), and inappropriate development.

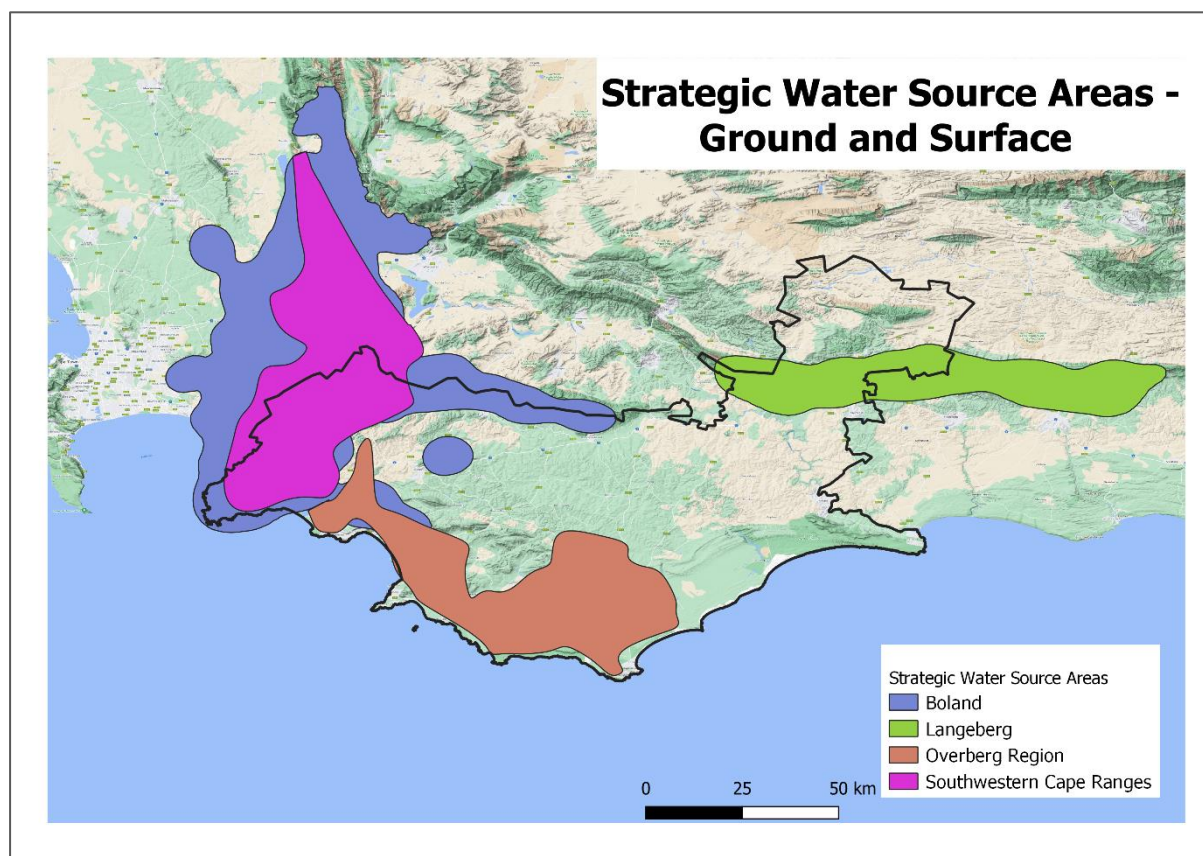
### 2.3.4.2 Strategic Water Source Areas

Strategic Water Source Areas are ecological infrastructure assets that are essential for water security. It supplies disproportionately large volumes of water per unit area and that are considered of strategic significance for water security from a national planning perspective.

South Africa is a water scarce country, and climate change projections indicate that water availability and quality will only deteriorate if the status quo remain. It is therefore very important that management actions are aimed at the protection of strategic water source areas (SWSA).

In the Overberg there are several SWSA categorized as surface- or groundwater SWSAs.

Surface water SWSA	Ground water SWSA
Langeberg	Overberg Region
Boland	Southwestern Cape Range



### 2.3.4.3 Dams

Major dams in the district and the river from which the water is sourced:

Dam	River	Nearest Town	Capacity (kl)
Buffeljags Dam	Buffeljags River	Swellendam	4 600 000
De Bos Dam	Onrus River	Hemel & Aarde	5 800 000
Eikenhof Dam	Palmiet River	Grabouw	28 900 000
Elandskloof Dam	Elands River	Villiersdorp	11 000 000
Theewaterskloof Dam	Riviersonderend River	Villiersdorp	479 300 000



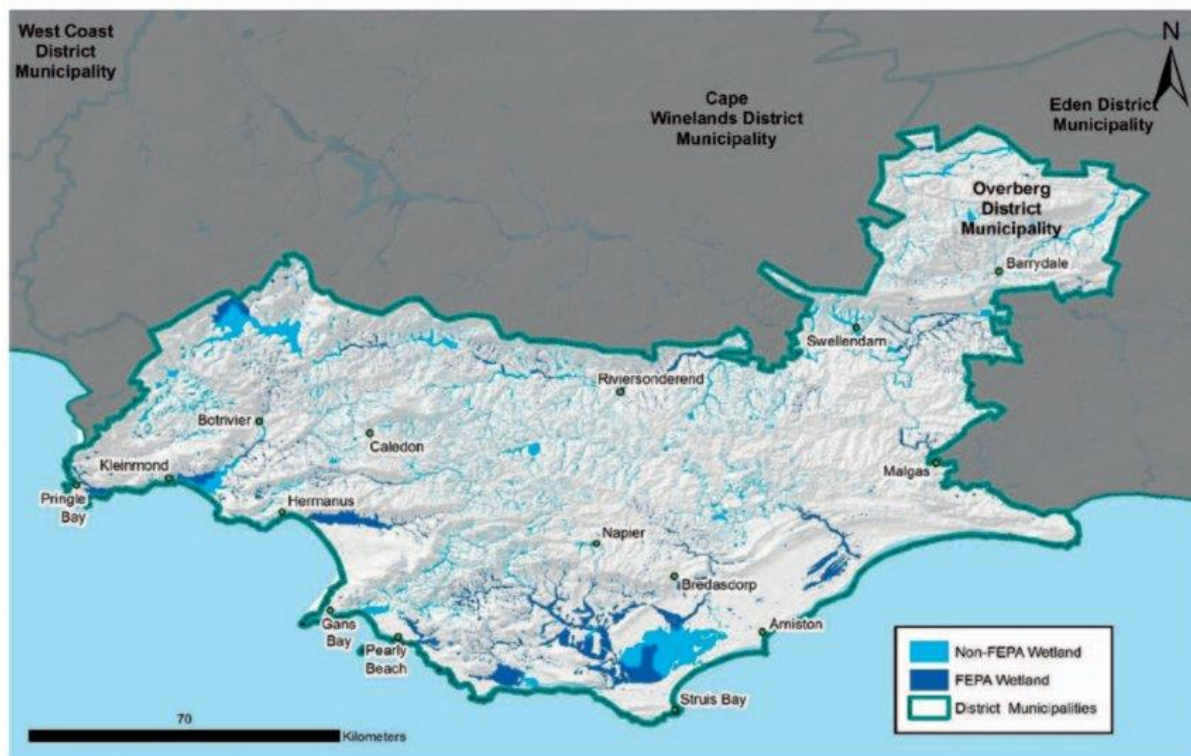
#### 2.3.4.4 Wetlands

Numerous wetlands occur throughout the Overberg district and provide crucial habitat for the unique flora in the region as well as for a variety of critically endangered flora and fauna species.

A huge number of wetlands can be found throughout the municipality, including three Ramsar sites of international importance namely: De Hoop Vlei, Heuningnes - and Bot Estuary. The wetlands within the Overberg are described as high-value ecological infrastructure, in that they provide vital habitat for flora and fauna, but also provide critical ecosystem services to the municipality such as flood attenuation, carbon storage, water filtration and water storage.

A significant number of the freshwater ecosystems are under threat or have already been lost. This is largely due to:

- The spread of invasive alien plants.
- Draining of wetlands to make way for development and agriculture.
- Inappropriate development within proximity to the rivers and wetlands.
- Agriculture practices (overgrazing and ploughing)
- Contamination through chemical, sewage and stormwater seeps.
- Erosion (Peat wetlands)



### 2.3.5 SOLID WASTE MANAGEMENT

The ODM developed an Organic Waste Diversion Plan to guide diversion from landfill. Organic waste diversion and the implementation of a trommel screen to assist diversion of the organic fraction contained in the General Household Waste was proposed and investigated. The required infrastructure is expensive and the material after screening and composting can only be landfilled as cover. The current diversion (running average) rate at the facility measured since 2019 is 51%. This figure will be drastically increased with the removal of the filter pressed sewerage sludge in order to increase the diversion rate and to work towards the National waste diversion target set for 2027.

In the reassessment of the effectiveness and cost/ affordability of future initiatives the following will be focused on:

- 1: Investigate the expansion of composting site – This action was postponed as ODM awaits response from DEA&DP (Waste Management Unit) to clarify implementation requirements, based on existing permit condition and newly promulgated Norms and Standards for composting. This can be tied to the development of the next waste cell in 2027.
- 2: Investigation and installation of a “trommel” screen or related technologies to increase organic diversion from General Household Waste.

Consideration must be given to the most effective and affordable solution going forward. In the determination of efficiency, the households generating these volumes must be informed of the benefit and cost implication if diversion at source can be successfully implemented.

#### Karwyderskraal Master Plan

A long term master plan was developed specifically for KWK regional landfill.

The 1999 permit application report indicated that construction of the landfill will progress with a long term view to the end use. The report estimated that the site would be closed in 2040 after which it will be rehabilitated and used for grazing or similar agricultural purposes.

Since 1999 there have been changes in landfill footprint, waste license amendments, legislative changes and various site specific knowledge gained from construction and operation of the first 4 Cells. These factors all contribute to the development and ultimate life expectancy of the KWK landfill and the ODM thus decided to develop this long term master plan for the landfill to determine the planned Cell development and ultimate updated expected landfill life in accordance with condition 6.10 of the landfill waste license.

From current calculations it is shown that the site could still be operational up to July 2076

(54 years from now) based on current waste license conditions, expected disposal rates, diversion targets and expected growth rates. This finding will further be elaborated on in this report

Cell	Expected Airspace (m3)	Cell expectancy (Years)	Cumulative Airspace (m3)
4	479 970	5.1	479 970
5A	765 755	7.1	1 245 725
5B	765 754	7.1	2 011 479
6A	647 405	4.4	2 658 884
6B	647 404	4.4	3 306 288
7A	819 038	4.6	4 125 326
7B	819 038	4.6	4 944 364
8	1 921 927	9.1	6 866 291
9	1 978 927	7.8	8 845 218
10	855 467	3.1	9 700 685

## **Future Landfill Cells Airspace and Design Life**

### **Alignment of IWMP and the IDP**

During the past reviews of the IWMP the document became out of sync with the review of the Integrated Development Plan (IDP) of the Municipality.

Being a sectoral plan that informs the IDP, the ODM felt the need to align its sectoral plan to the 5 year review cycle. For this reason the ODM requested the DEA&DP to move the review date of the IWMP to the 2025/26 financial year in order to create synergy between the IDP and the IWMP going forward.

### **Challenges:**

- Waste infrastructure backlog and maintenance cost.
- Certain waste streams are becoming problematic in terms of storage and handling, for example: Waste tyres and Asbestos.
- Closure of historic landfill sites.
- Cost effective and sustainable alternatives to deal with waste diversion and recycling.
- Expensive technical requirements.

### **Opportunities:**

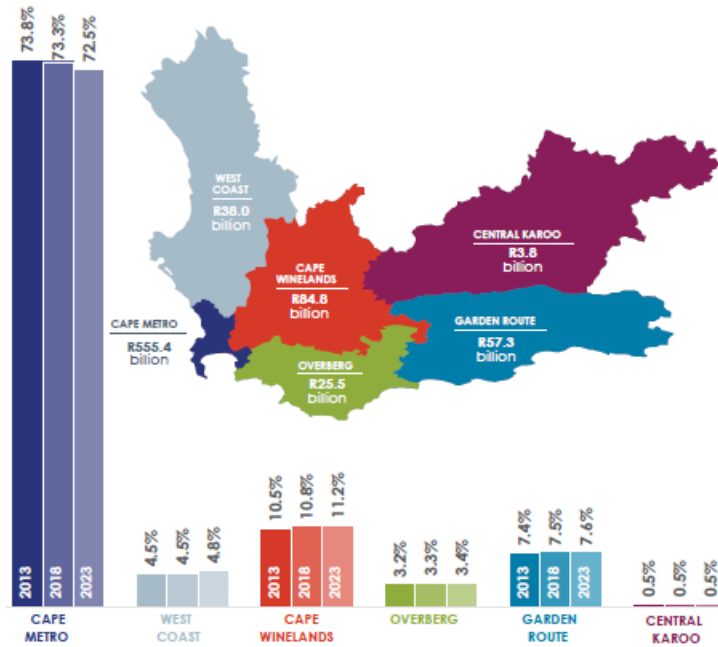
- Integration of effort between authorities for collective planning, budgeting, and implementation.
- A collective approach in applying for funding opportunities.
- Investigate and implement long term, alternative waste management solutions. This approach will shift the primary focus from landfilling to alternative waste beneficiation actions.
- Securing MIG funding for District Infrastructure as co-funding to future capital projects.



## 2.4 ECONOMIC ANALYSIS

### 2.4.1 GDPR PERFORMANCE

#### REGIONAL CONTRIBUTION TO PROVINCIAL GDPR, R billion (current prices), 2021 (%)



Source: Quantec, 2024

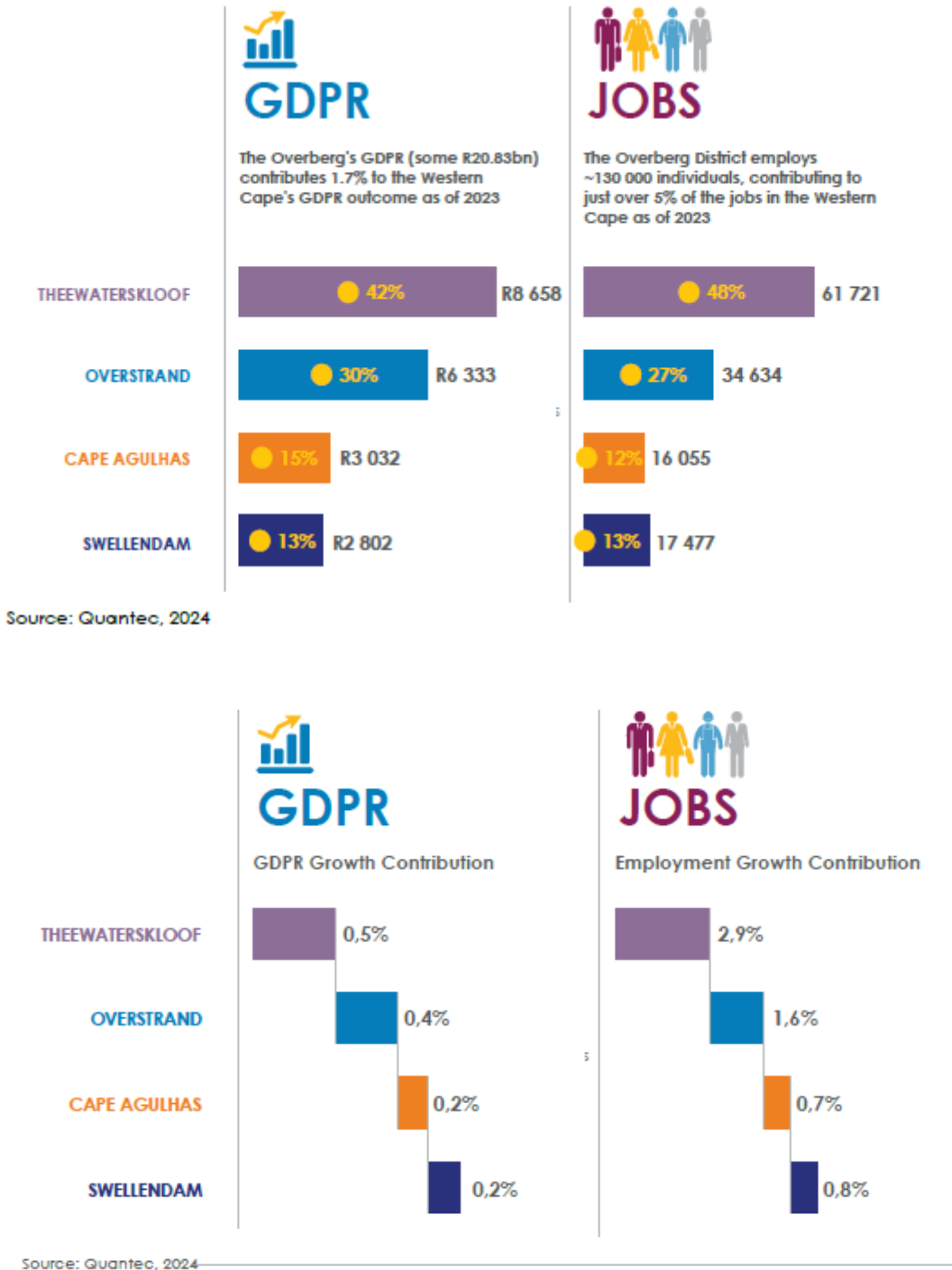
The economic activity of the Western Cape Province is heavily centered in the Cape Metro, which accounts for over 70% of the provincial GDPR. Over the past ten years, this distribution has remained stable, with a slight increase noted in the Cape Winelands District (CWD), attributed primarily to the growth of its tourism sector. Cape Metro has consistently maintained a contribution of around 72-73% to the provincial GDPR, while other districts, such as the West Coast District (WCD) and Overberg District (OD), have seen modest growth. The Central Karoo District (CKD) has had minimal changes in contributions. These patterns highlight the need to enhance the economic potential of smaller districts to foster a more resilient provincial economy. The Western Cape's economic growth has decelerated to 0.7% in 2023, contrasting with a robust recovery of 4.1% in 2021 post-pandemic. Nevertheless, the province's GDPR has surpassed its 2019 levels, reaching R613.8 billion in 2023, with all districts also exceeding their 2019 GDPR figures, indicating overall growth amid a challenging economic landscape.

#### GDPR PERFORMANCE PER MUNICIPAL AREA

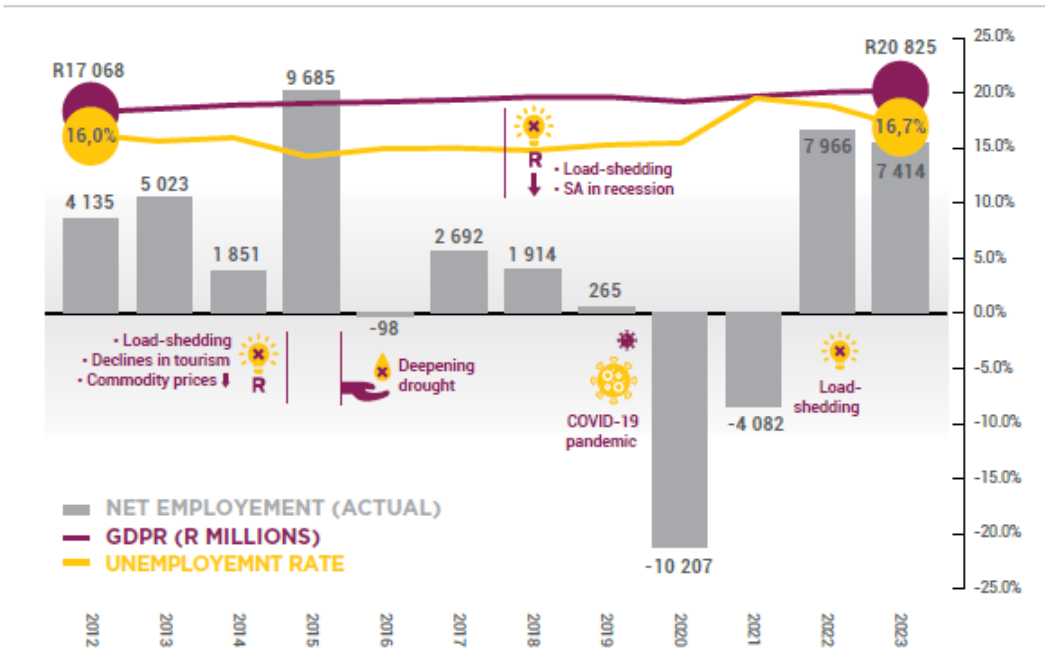
In 2023, the Overberg District (OD) surpassed South Africa's national GDP growth, achieving 1.3% compared to the national 0.6%. The OD's real GDP reached R20.8 billion, supported by robust performance in sectors like transport, finance, and manufacturing. Job creation flourished, with a net gain of 7,414 jobs, primarily in agriculture and finance, reducing the unemployment rate from 19.0% to 16.7%. Despite this success, challenges such as funding issues, skill shortages, and severe weather disruptions impacted the economy. Infrastructure projects in Overstrand enhanced local employment and economic activity but also faced setbacks from natural disasters.

In 2023, the Overberg District's municipalities exhibited varied contributions to GDPR and employment growth. Theewaterskloof led with 42% of GDPR and 48% of jobs, primarily due to strong agriculture and tourism. Overstrand followed with 30% GDPR and 27% employment, while Cape Agulhas and

Swellendam contributed 15% and 12%, and 13% to both GDPR and jobs, respectively. The district's economy grew by 1.3% with a 6.1% job increase. Theewaterskloof and Overstrand advanced GDPR and employment significantly, influenced by larger enterprises, while Swellendam and Cape Agulhas, hosting many small businesses, contributed less to growth.



GDPR GROWTH PER MUNICIPAL AREA, OVERBERG DISTRICT, 2012 - 2024

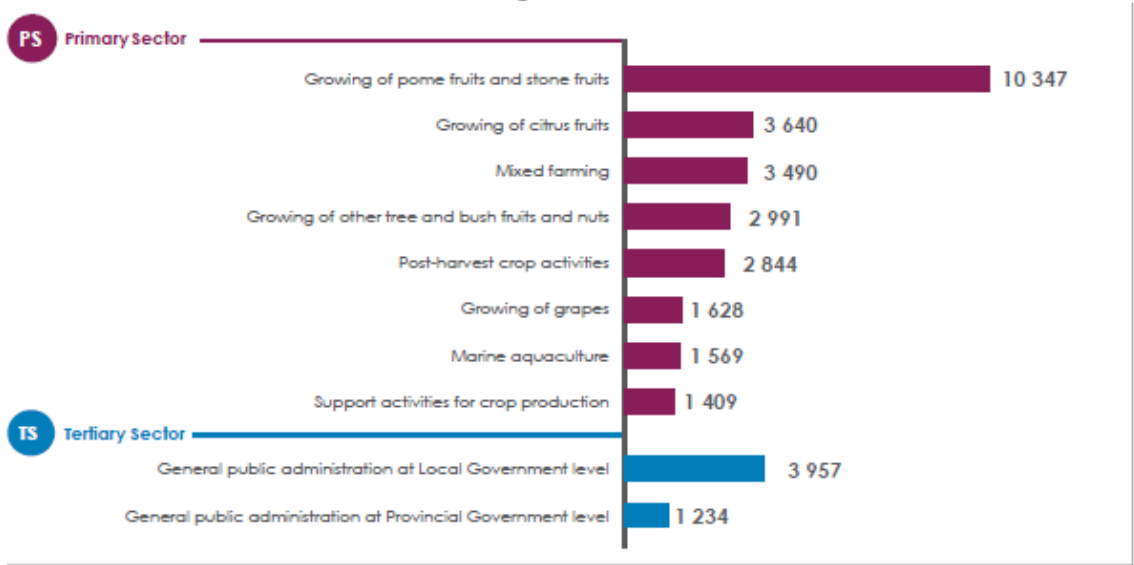


Source: Quantec, 2024

In 2023, Overberg District (OD) saw real GDPR growth of 1.3%, exceeding South Africa's national average of 0.6%. The district's GDPR reached R20.8 billion, up from R20.6 billion in 2022, driven by strong performance in transport, storage, communication, finance, insurance, real estate, business services, and manufacturing sectors. This economic growth led to job creation for two consecutive years, with a net gain of 7,414 jobs in 2023, surpassing losses from the pandemic years of 2020 and 2021. The agriculture sector, particularly fruit and wine, showed substantial job growth, along with transport, storage, communication, and finance sectors, resulting in a decreased unemployment rate of 16.7% from 19.0% in 2022.

GDPR PERFORMANCE PER SECTOR, Overberg District, 2015 – 2025 (%)

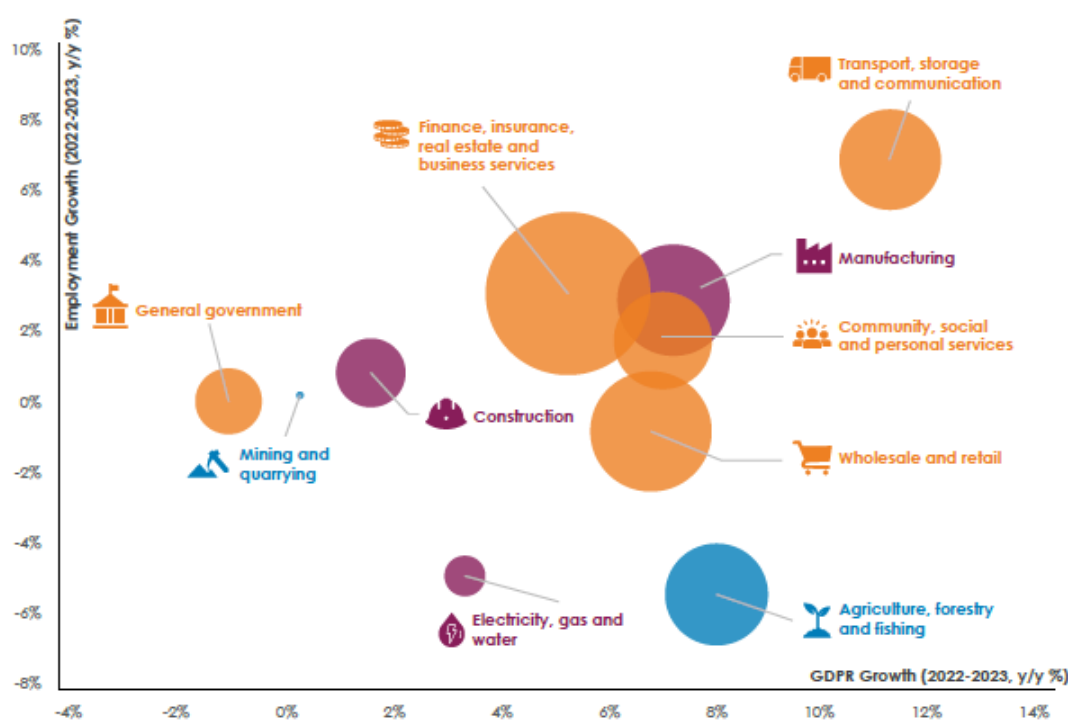
TOP 10 SECTORS BY NUMBER OF FTE, Overberg District, 2022-2023



Source: Nell, A & Visagie, J. Spatial Tax Panel 2014 – 2023 (dataset). Version 3. National Treasury Cities Support Programme and Human Sciences Research Council (producer and distributor), 2024

The agriculture sector leads in job growth for 2023, with notable expansions in support activities for animal production (1,170 jobs), and in the cultivation of fruits (253 jobs) and sugar cane (232 jobs). Meanwhile, the tertiary sector, particularly restaurants and food services, thrived due to increased tourism, as visitors seeking natural beauty and cultural experiences heightened demand for dining options, resulting in new job opportunities. However, the agriculture sector also faced significant job losses, particularly in the cultivation of nuts and tree/bush fruits, reflecting a complex labor market. Despite this, the overall impact on job numbers was positive for the year, suggesting a favorable labor market outlook beyond the average 1.5% growth anticipated over the next three years. Projections indicate potential benefits for agriculture with La Nina in 2025, and the manufacturing sector may see reduced input costs. Other sectors, including wholesale and retail, finance, and transportation, are also expected to grow due to various economic factors.

### GDPR CONTRIBUTION PER SECTOR, Overberg District, 2023 (%)

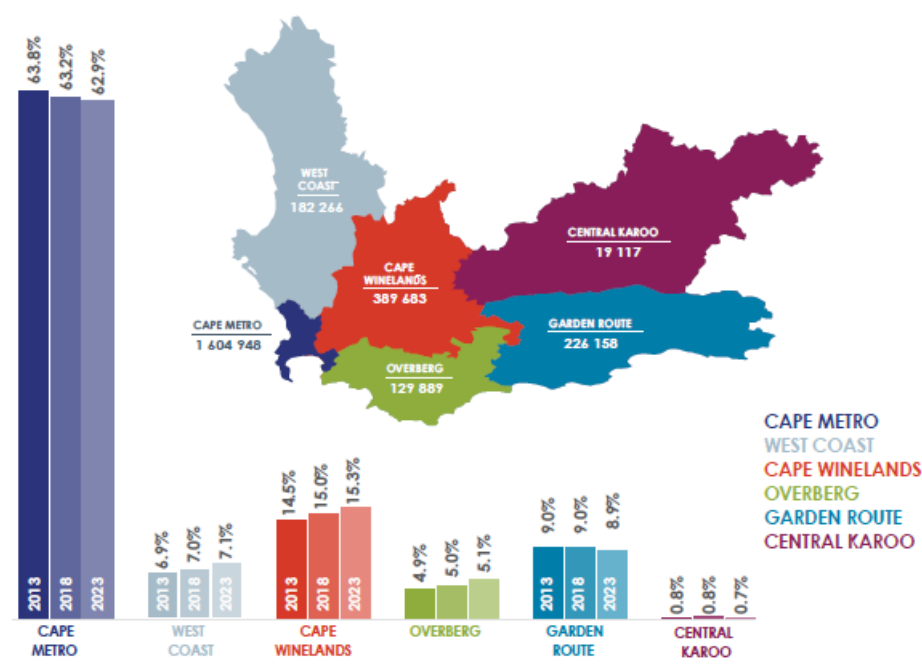


Source: Quantec, 2024. Note: the bubble sizes are based on the sectors contribution to GDP for Overberg District.

In 2023, the agriculture, forestry, and fishing sector faced a decline in GDPR despite being the largest job creator in the District. Severe weather events, including storms and flooding, severely impacted agricultural performance, causing damage to crops, livestock, and infrastructure, resulting in decreased production and income losses. The financial burden of recovery highlighted the need for investment in resilient infrastructure and disaster management. Meanwhile, the wholesale and retail trade sector saw a 1.0 percent GDPR contraction, attributed to high inflation and fuel prices, which negatively impacted consumer spending. In the agriculture sector, fruit production emerged as the top employment driver, emphasizing the importance of the agricultural value chain. Fruit, particularly apples, pears, and quinces, represented the leading exports. Additionally, the public administration sub-sector became the second largest employer in the OD, contributing over 5,200 jobs and encompassing diverse opportunities across various fields, thus promoting a more inclusive job market and reducing unemployment.

## 2.4.2 EMPLOYMENT

### DISTRICT CONTRIBUTION TO PROVINCIAL EMPLOYMENT, 2013-2023 (%)



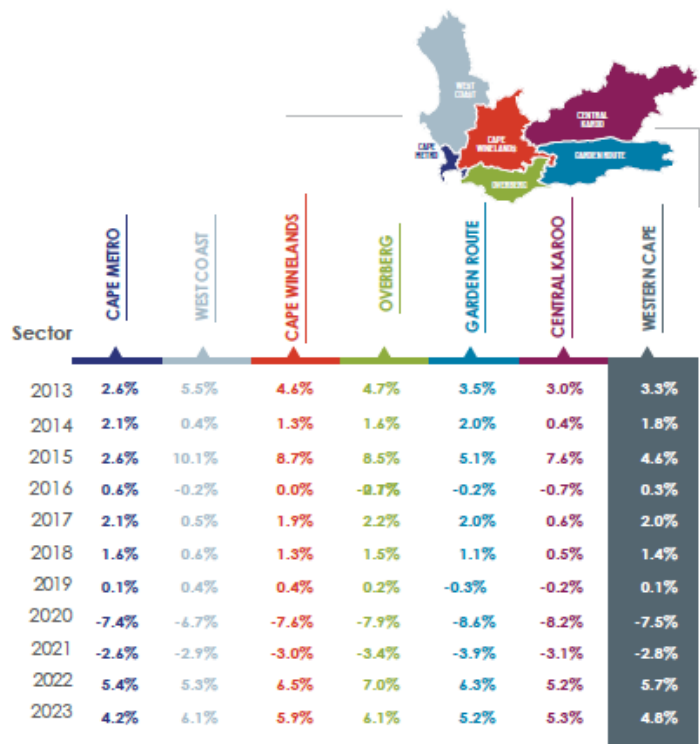
Source: Quantec, 2024

YEAR	2013	2018	2023
West Coast	160 811	179 438	182 266
Cape Winelands	337 744	384 140	389 683
Overberg	112 489	128 534	129 889
Garden Route	209 464	230 956	224 158
Central Karoo	17 930	19 427	19 117
Cape Metro	1 479 474	1 617 424	1 604 948

Source: Quantec, 2024

Regional employment contributions from 2013 to 2023 align with GDPR contributions across districts. The Cape Metro continues to be the largest employment contributor at 62.9% in 2023, followed by the CWD at 15.3% and the GRD at 8.9%. While employment shares in the Cape Metro and CKD decreased slightly, CWD, OD, and WCD experienced modest increases, indicating a growth trend in sectors like tourism, agriculture, and fishing. The Western Cape's 0.7% growth in 2023 resulted in a net increase of 116,787 jobs. The most significant job gains were in WCD and OD at 6.1%, attributed to successful farming seasons. CWD, CKD, and GRD followed with increases of 5.9%, 5.3%, and 5.2%, respectively. The Cape Metro saw the smallest gains due to digitalization trends in finance and business services, with only WCD, CWD, and OD exceeding 2019 employment levels slightly.

EMPLOYMENT GROWTH, Overberg District, 2023

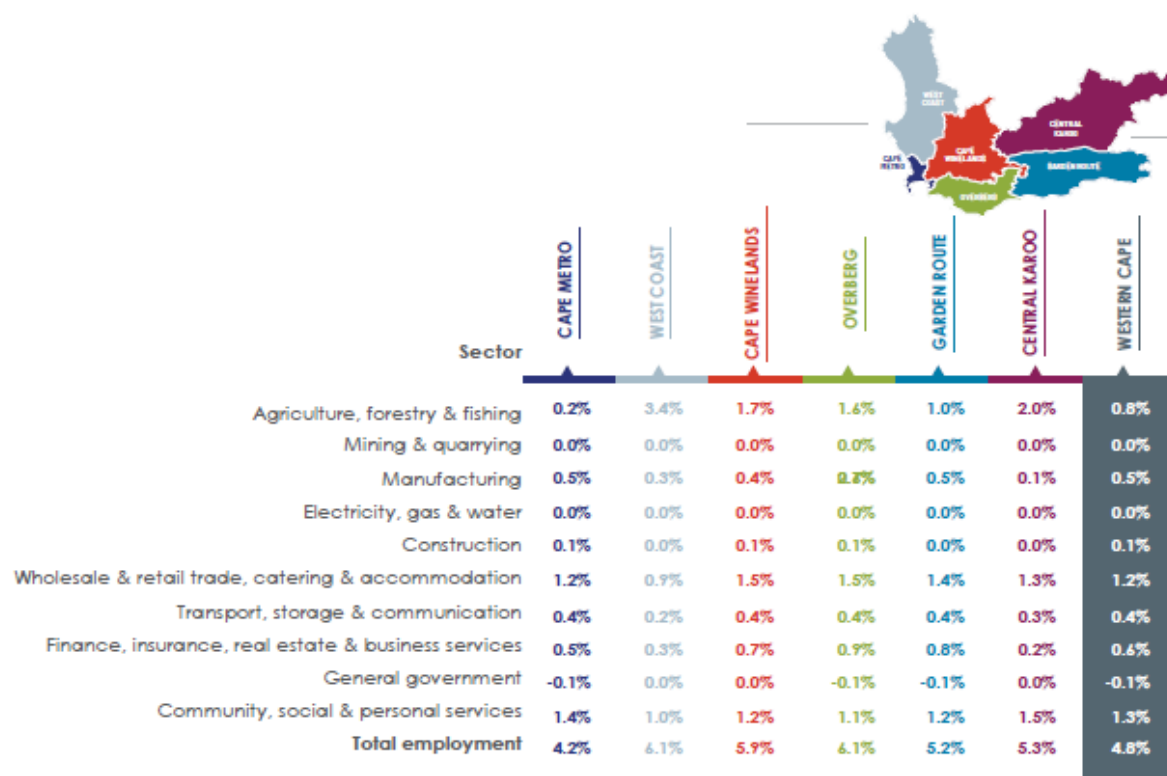


Source: Quantec, 2024

The Western Cape exhibits a notable divergence between employment growth and GDP growth across districts. Cape Metro’s slower employment increase arises from a transition to capital-intensive sectors, while districts like OD, CWD, and WCD benefit from labour-intensive industries such as agriculture and tourism. Conversely, CKD experiences fluctuating employment growth influenced by environmental factors and urban migration. The agriculture, forestry, and fishing sector accounts for 10.1% of provincial employment but only 4.1% of GDP, emphasizing its labour intensity, particularly in CWD (3.2%) and WCD (2.7%). In contrast, manufacturing contributes 10.2% to employment and 14.1% to GDP, indicating lower labour intensity. Community services also contribute to employment but with modest GDP shares. The finance, insurance, real estate, and business services sector, though the top GDP contributor, employs fewer individuals, reflecting its capital-intensive nature, while transport and communication sectors have low employment contributions as well..



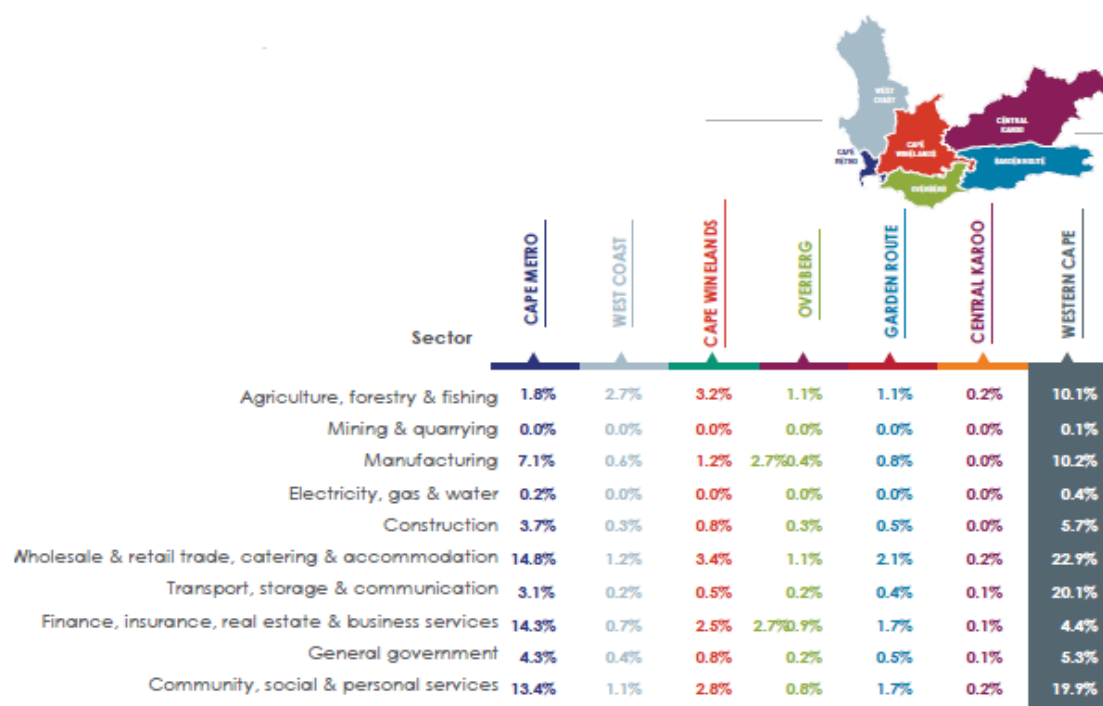
## EMPLOYMENT PER SECTOR, Overberg District, 2023



Source: Quantec, 2024

In the Western Cape, districts like CWD and WCD contribute significantly to agriculture, while Cape Metro thrives on trade and services. Employment growth is driven primarily by agriculture, forestry, fishing, and wholesale and retail trade sectors, especially in regions with established viticulture and diverse agricultural products. However, areas like CKD need further diversification for economic growth. The Western Cape Government emphasizes its Growth for Jobs Strategy to enhance employment opportunities and stimulate economic growth in the region.

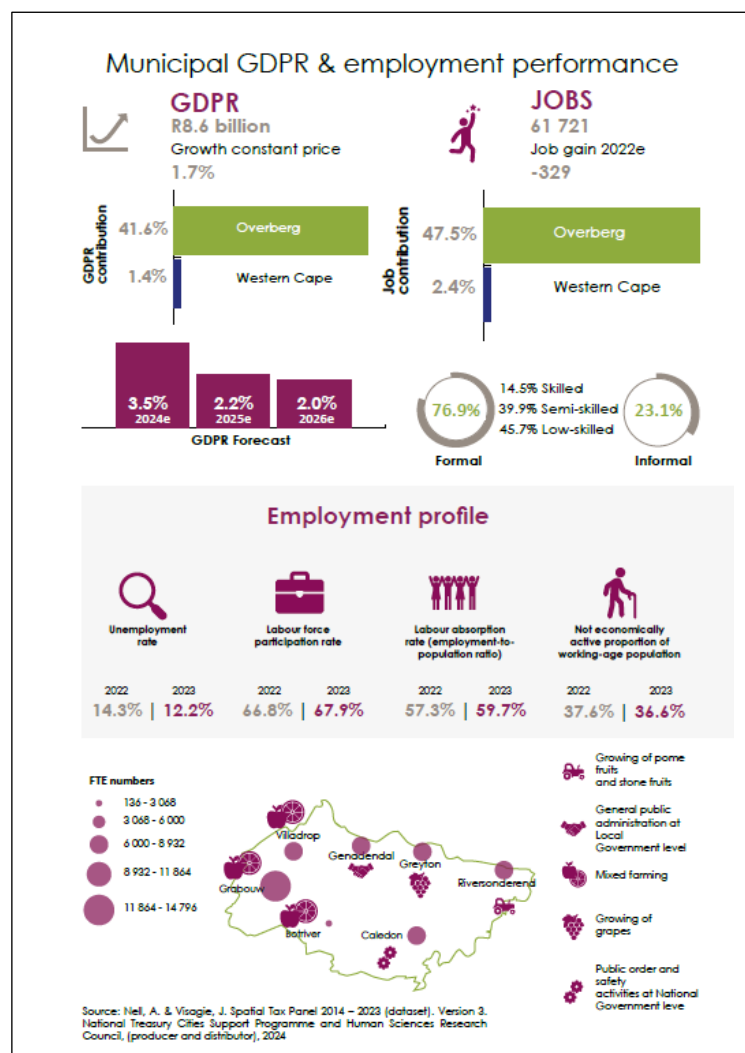
## SECTORAL EMPLOYMENT CONTRIBUTION PER MUNICIPAL AREA, 2023 (%)



Source: Quantec, 2024

Employment growth in agriculture, wholesale and retail trade, and community services sectors is crucial for job creation in the Province. Notably, agriculture, forestry, and fishing demonstrate significant employment contributions, particularly in the WCD (2.3%) and CWD (1.2%), driven by labour-intensive sub-sectors like fruit and wine production. These sectors are vital for local economies and job growth. Manufacturing shows steady contributions, especially in the West Coast (0.6%), while transport, storage, and communication sectors have lower contributions, yet are important for structural transformation and industrialization. Finance and transport also show limited employment growth relative to GDP.

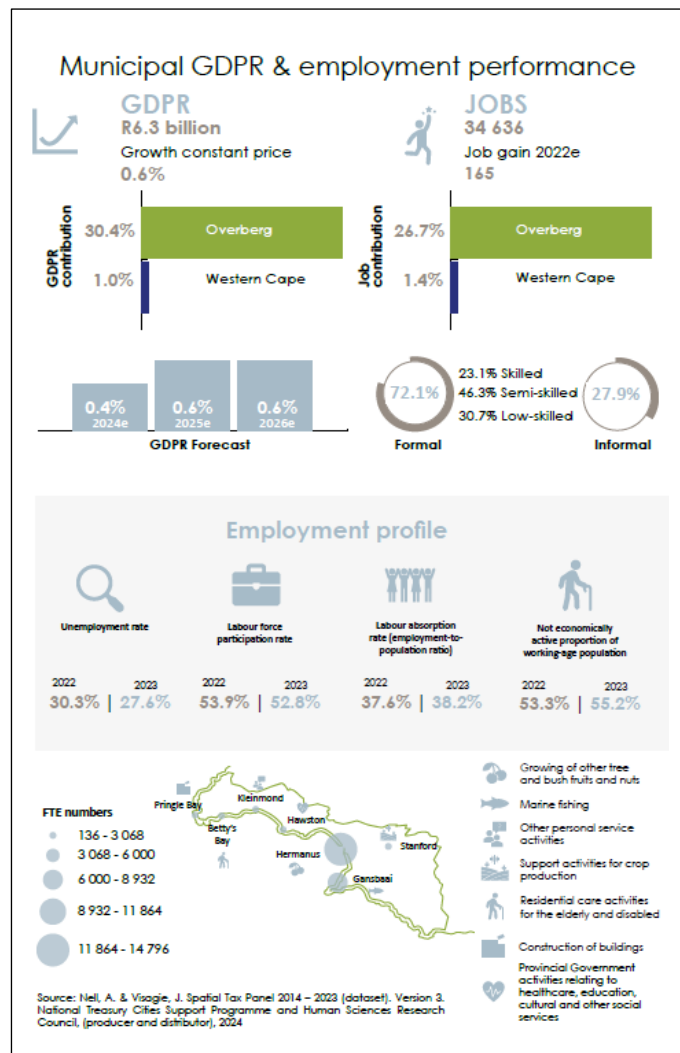
## GDPR AND EMPLOYMENT PERFORMANCE PER MUNICIPAL AREA



### THEEWATERSKLOOF MUNICIPALITY

In 2023, the Regional Domestic Product (GDPR) reached R8.6 billion, with the municipal area contributing 46.9% of employment in the Overberg District, providing 61,721 jobs. Most positions are low-skilled (45.6%) and semi-skilled (39.9%), predominantly in agriculture and finance.

The tertiary sector is the largest contributor, while agriculture remains vital. Theewaterskloof's economy showcases diversity across sectors, emphasizing growth amid urbanization.

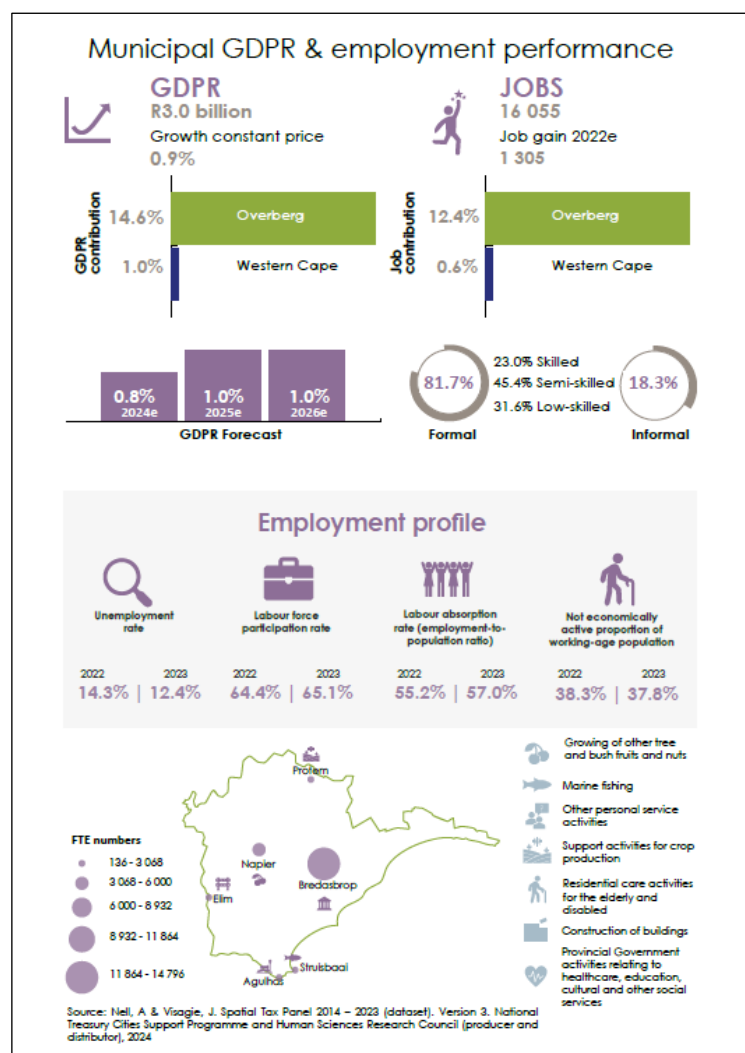


### OVERSTRAND MUNICIPALITY

The Overstrand economy, second largest in the Overberg District, generates R6.3 billion in 2023, contributing 30.4% to the District's real GDPR.

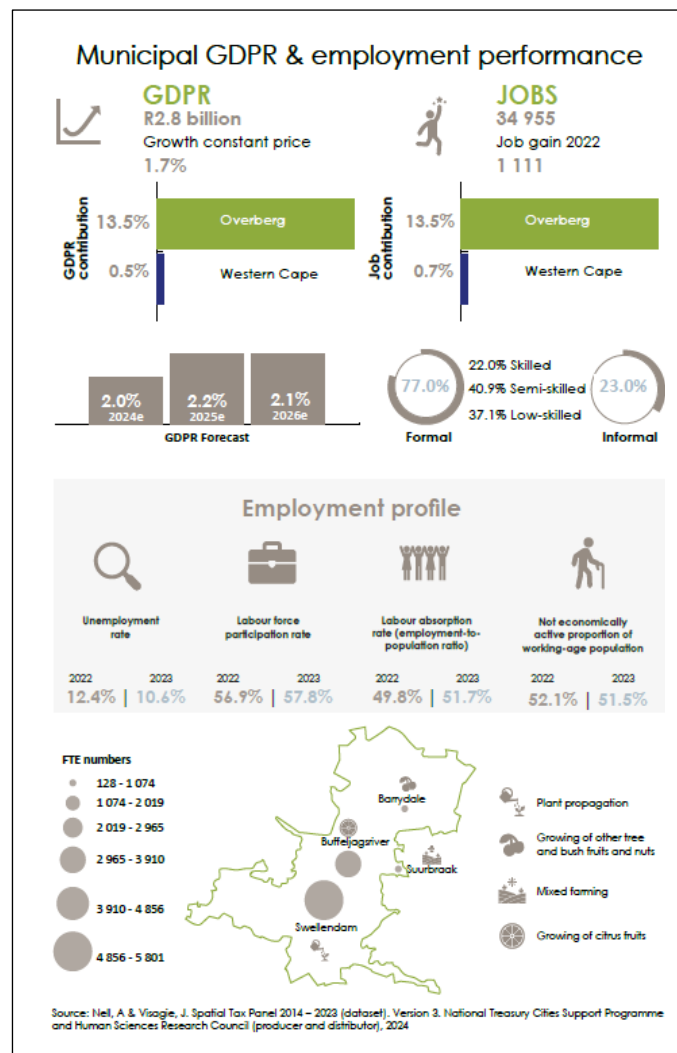
Employing 34,636 people (27.2% of OD employment), it focuses on semi-skilled and low-skilled jobs, primarily in services, with the tertiary sector leading at 72.7% of GDPR, dominated by finance and insurance.

## GDPR AND EMPLOYMENT PERFORMANCE PER MUNICIPAL AREA



### CAPE AGULHAS MUNICIPALITY

Cape Agulhas has seen steady economic growth over the last decade, with a GDPR of R3.0 billion in 2023 and a year-on-year growth rate of 0.9%. Employment reached 16,055, mainly in semi-skilled (45.4%) and low-skilled (31.6%) jobs. Key growth sectors include finance, insurance, and real estate (27.8%), as well as wholesale and retail trade (18.0%). While agriculture showed fluctuations, mining remained stable yet insignificant. Overall, transportation and government services contributed positively to the economy.

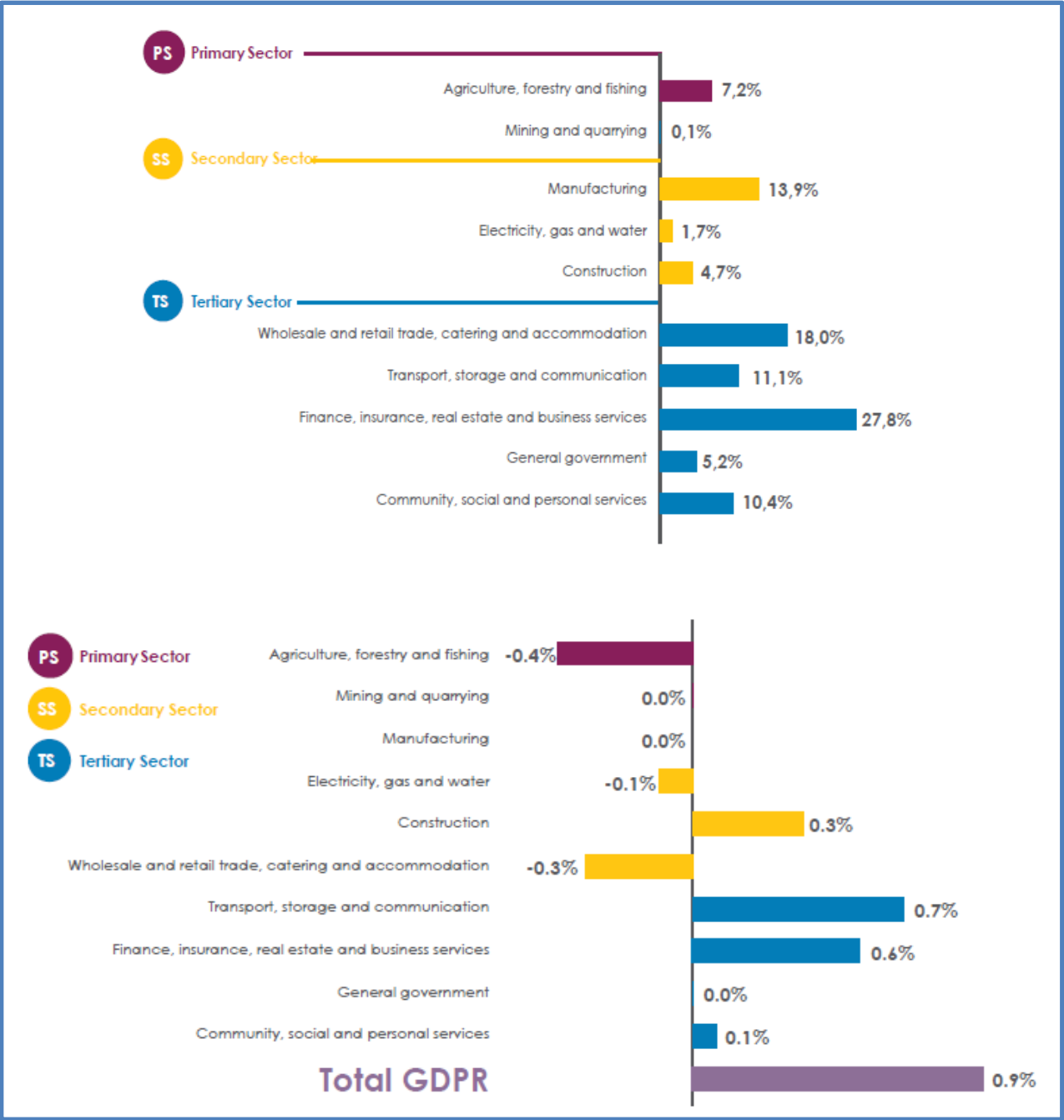


### SWELLENDAM MUNICIPALITY

Swellendam, the largest municipal area by geography in the District, has the smallest economy, with a GDPR of R3.4 billion in 2023. The economy grew by 1.7%, adding 1,033 jobs and reducing the unemployment rate from 12.4% to 10.6%. The tertiary sector led growth at R2.1 billion, while the secondary and primary sectors contributed R407 million and R294 million, respectively, highlighting the need for agricultural and mining development.

SECTORAL GDPR AND EMPLOYMENT

CONTRIBUTION CAPE AGULHAS



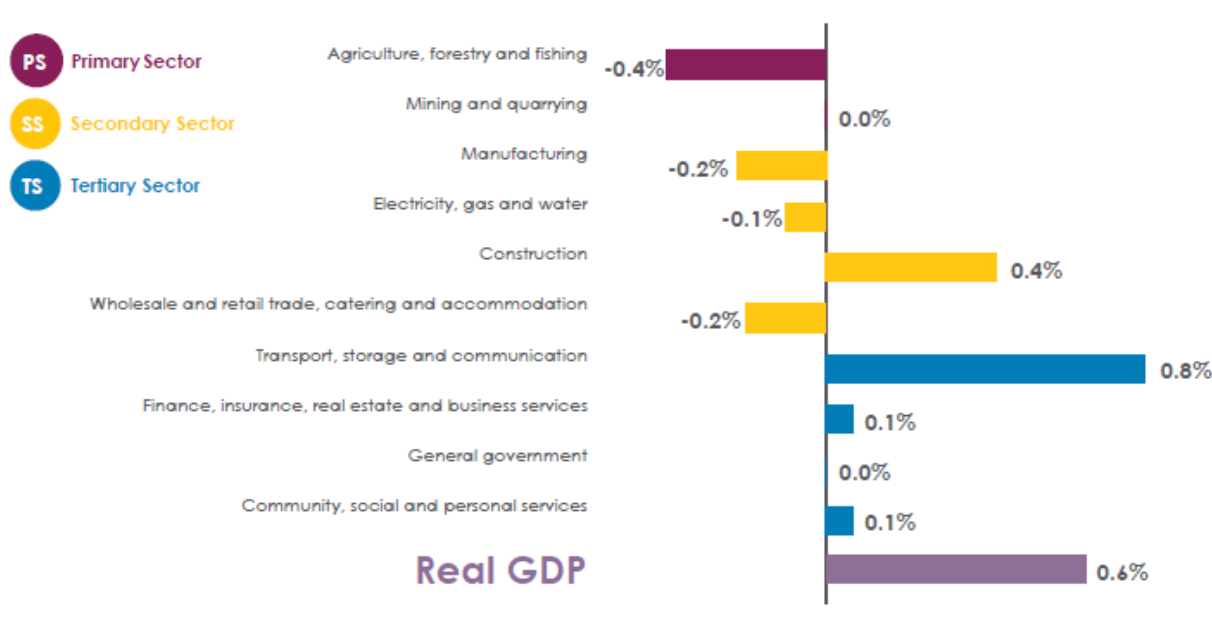
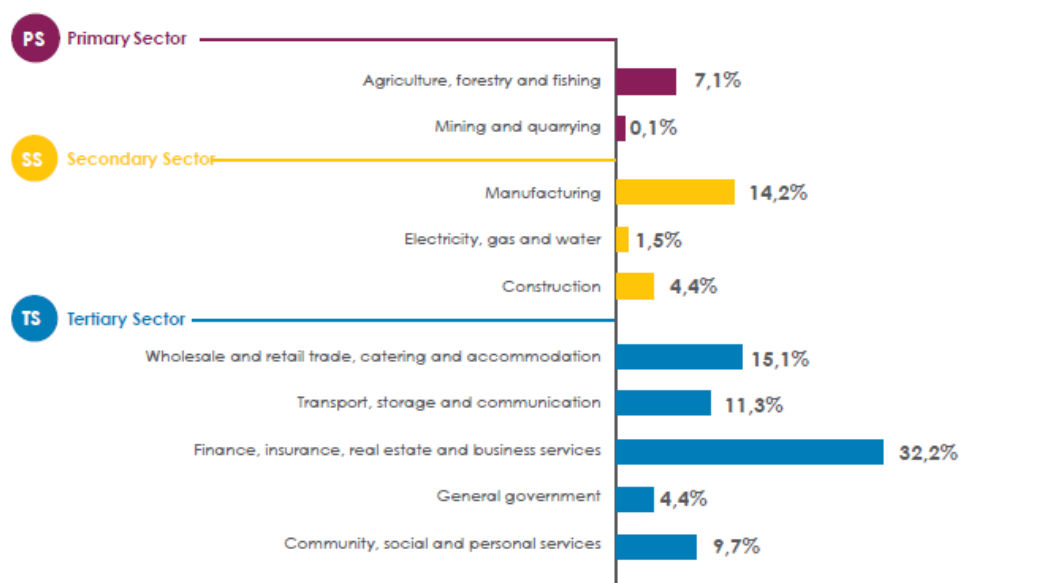
Cape Agulhas has experienced consistent growth, with GDPR reaching R3.0 billion in 2023 and a year-on-year increase of 0.9%. Employment in the area is at 16,055, with semi-skilled and low-skilled workers making up 77% of the workforce. Key sectors driving growth include finance, insurance, real estate, and business services at 27.8%, while wholesale and retail, catering, and accommodation contributed 18%, benefiting from tourism. Manufacturing showed strong growth, whereas electricity, gas, water, and construction faced declines since 2020 due to Eskom’s challenges. Agriculture, forestry, and fishing, crucial historically, showed fluctuations. Additionally, transport and communication sectors grew steadily, with government services also contributing to the economy.

The transport sector boosted GDPR growth by 0.7 percentage points, driven by rising demand for logistics. Finance, insurance, and business services added 0.6 points, centered in Bredasdorp and supported by Struisbaai's property

market. The Denel Overberg Test Range enhances local business services. Manufacturing contributed 0.3 points, while agriculture and retail declined by 0.4 and 0.3 points, respectively, amid economic challenges. Balancing growth and challenges is vital for sustainable development.

Cape Agulhas grew by 0.9%, creating 788 jobs, amidst a 0.7% rise in labor participation. However, trade, construction, and agriculture saw job losses, especially in agriculture since 2016. Informal employment rose to 18.3%, aiding economic expansion and lowering unemployment to 12.4%.

## OVERSTRAND

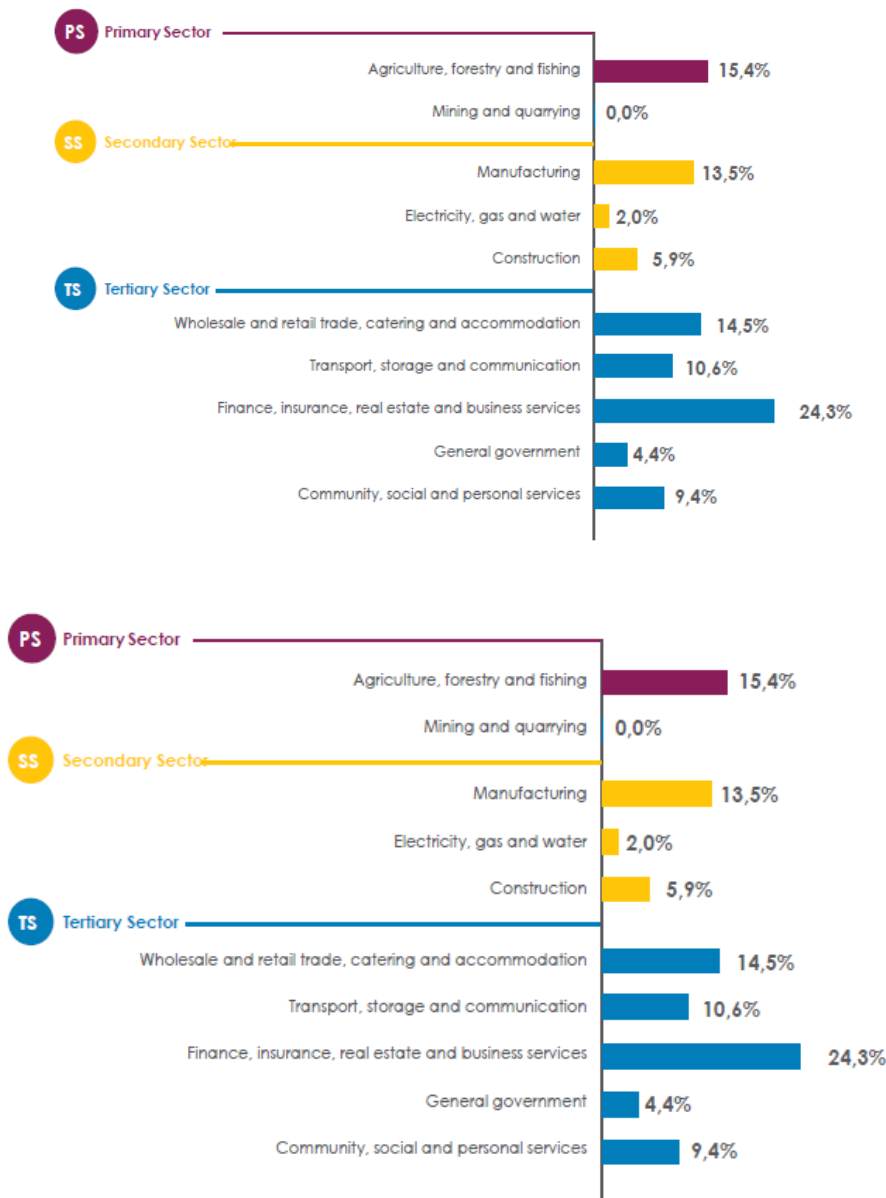




The Overstrand economy, the second largest in the Overberg District, had a real GDP of R6.3 billion in 2023, representing 30.4% of the District's GDP. It employed 34,636 individuals, mainly in semi-skilled (46.3%) and low-skilled (30.7%) positions, focused in trade, finance, agriculture, and personal services. The service-oriented tertiary sector dominates, accounting for 72.7% of GDP, led by finance and business services at R2.0 billion, while the secondary sector contributes R1.3 billion. The economy's focus on services suggests potential vulnerabilities.

Overstrand's GDP growth has been supported by transport, storage, communication, and manufacturing. The transport sector added 0.8 percentage points, fueled by the area's appeal for living and recreation, facilitated by services like relocation and sightseeing tours. Manufacturing contributed 0.4 percentage points, while sectors like mining and finance added marginally (0.1 percentage points). The real estate market, once boosted by semigration, has slowed due to high prices and borrowing costs, impacting construction negatively. The agriculture sector's contraction resulted in a -0.4 percentage points contribution, alongside declines in electricity, construction, and trade. Addressing ongoing challenges, like extreme weather and infrastructure issues, is crucial for sustainable growth.

THEEWATERKLOOF

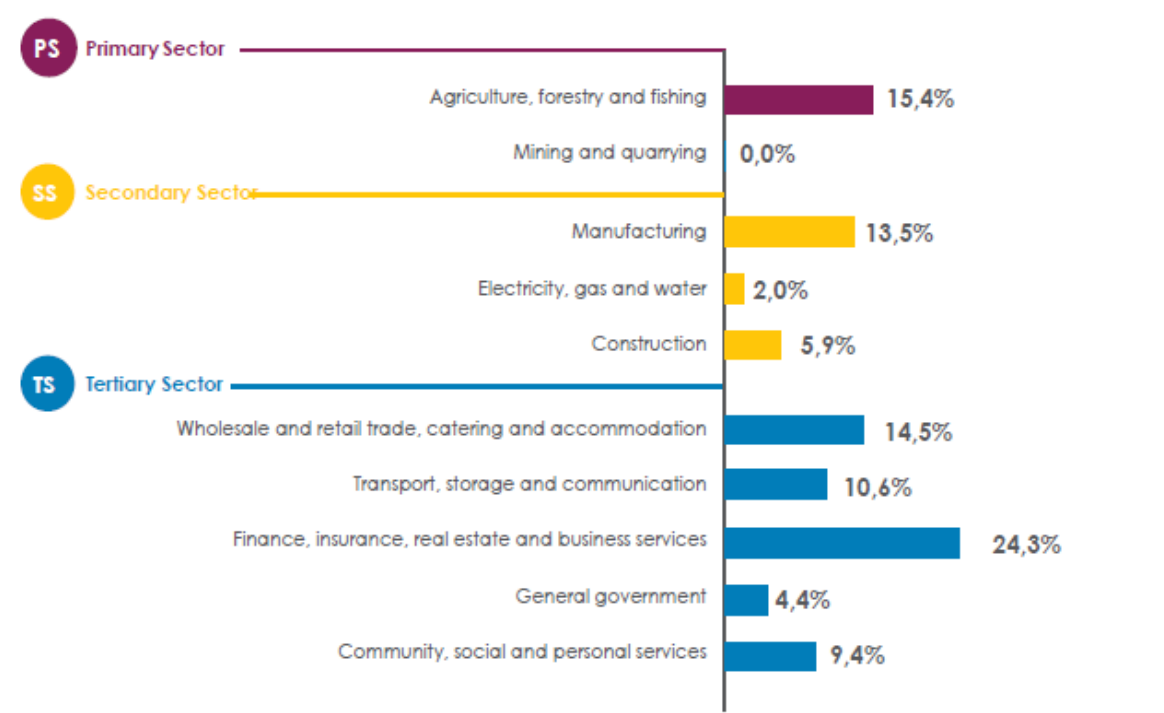


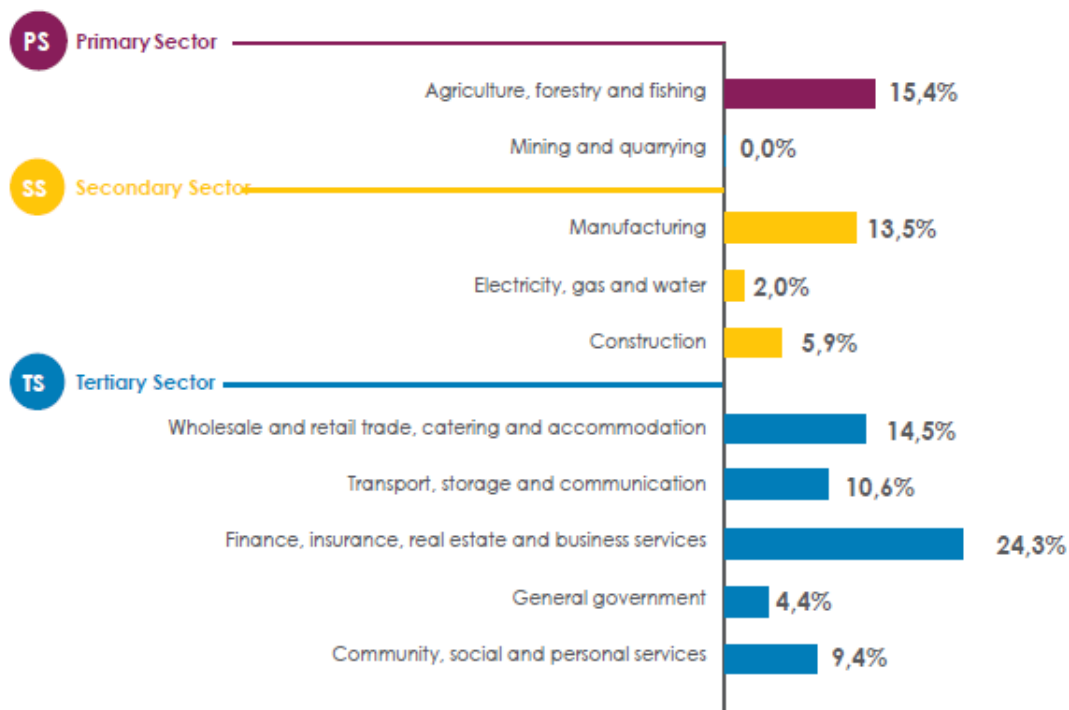
The Theewaterskloof economy is the largest in the Overberg District, contributing 41.6% to the Regional GDP at R8.6 billion in 2023. It provides 46.9% of the district's employment with 61,721 jobs, primarily in low-skilled (45.6%) and semi-skilled (39.9%) positions. Agriculture employs many low-skilled workers, while semi-skilled jobs are prevalent in finance and trade. Over the past decade, semi-skilled job growth has surged, reflecting urbanisation trends. The tertiary sector leads with 24.3%, contributing R2.1 billion. Additionally, the manufacturing and construction sectors are vital for development, underscoring the economy's diversity across various sectors.

Economic diversity in Theewaterskloof is crucial for its 1.7% GDPR growth in 2023. Key growth drivers include finance, insurance, real estate, and transport, contributing 1.3 and 0.7 percentage points, respectively. While manufacturing and construction aid development, agriculture and retail's negative impacts, especially agriculture's substantial 0.9-point decline, highlight challenges, stressing the economy's complexity and the need for focused strategies.

Theewaterskloof saw strong growth in GDPR, leading to the creation of 3,705 jobs and highlighting ongoing recovery from COVID-19. Labour force participation rose by 1.1 percentage points, and labour absorption by 2.4, contributing to a 2.2 percentage point drop in unemployment. However, the area experienced a 4.2% decline in total FTE jobs in 2023, linked to poor infrastructure, financial issues, and skill shortages, resulting in nearly 7,500 FTE jobs, surpassing pre-COVID levels.

**SWELLENDAM**

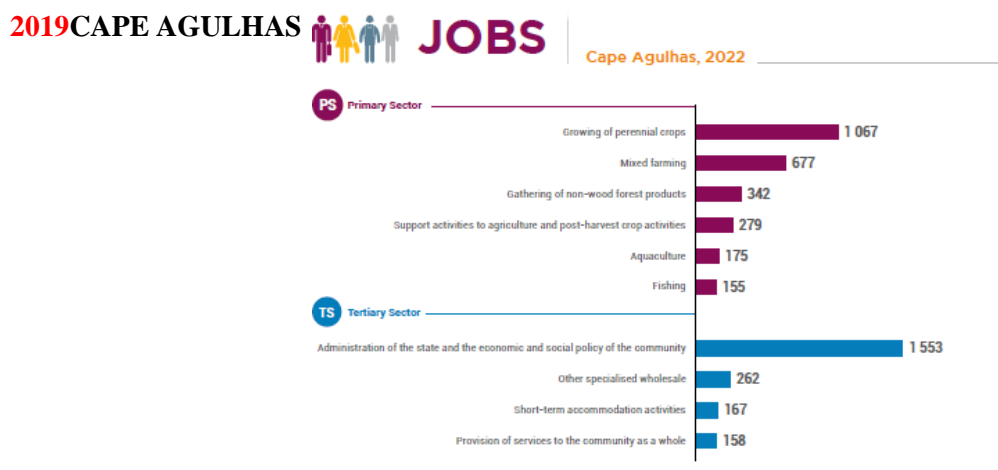




The Swellendam municipal area, the largest geographically in its District, has the smallest economy, with a 2023 GDPR of R3.4 billion and a growth estimate of 1.7 percent. This economic expansion created 1,033 jobs and reduced unemployment from 12.4 percent in 2022 to 10.6 percent in 2023. The tertiary sector led growth, contributing R2.1 billion, primarily from finance, insurance, and business services at R900 million. The secondary sector, mainly manufacturing, contributed R407 million, while the primary sector offered only R294 million. Strengthening agriculture and mining could enhance economic stability.

The finance, insurance, real estate, and business services sector was the primary contributor to economic growth in Swellendam, adding 1.4 percentage points. Other sectors, like transportation, construction, and manufacturing, also aided growth. However, agriculture negatively impacted growth by 0.6 percentage points due to climate challenges and market pressures affecting wheat, barley, and canola. This highlights the sector's vulnerability to climate change, emphasizing the need for economic diversification. The Sentraal-Suid Co-operative plays a vital role in supporting local farmers with various services and operates multiple retail branches across the Southern Cape.

## INFORMAL EMPLOYMENT DISTRIBUTION PER SECTOR,

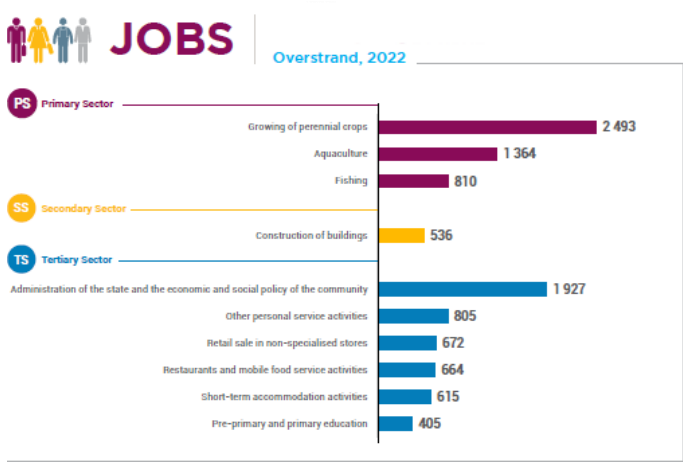


Source: Nell, A. & Visagie, J. Spatial Tax Panel 2014 – 2022 (dataset). Version 3. National Treasury Cities Support Programme and Human Sciences Research Council (producer and distributor), 2023

Informal employment in the Cape Agulhas municipal area is mainly concentrated in the transport sector and the trade sector, which had informal employment proportions of 30.1 per cent and 31.0 per cent respectively in 2019. Other prominent sources of informal employment included the construction (25.4 per cent) and agriculture (25.1 per cent) sectors.

The informal sector incorporates a diverse range of economic activities and is a valuable contributor to employment creation and poverty alleviation. However, funding remains a significant constraint. The municipality has developed two trading hubs, which benefited 18 entrepreneurs. Such projects play a pivotal role in supporting and growing local businesses.

OVERSTRAND



Source: Nell, A. & Visagie, J. Spatial Tax Panel 2014 – 2022 (dataset). Version 3. National Treasury Cities Support Programme and Human Sciences Research Council (producer and distributor), 2023

Employment in the municipal area consists mainly of formal employment opportunities (67.4 per cent), while informal employment is a valuable source of employment for 32.6 per cent of the area’s workers. The trade sector is the largest source of informal employment (47.9 per cent). This is in line with national statistics, which indicate that trade is the most prominent activity in the informal sector.

Other noticeable sources of informal employment are the transport (41.7 per cent), construction (39.1 per cent) and community services (36.3 per cent) sectors. The contribution of informal employment can be enhanced by addressing the key constraints experienced by informal businesses, including the availability of infrastructure.

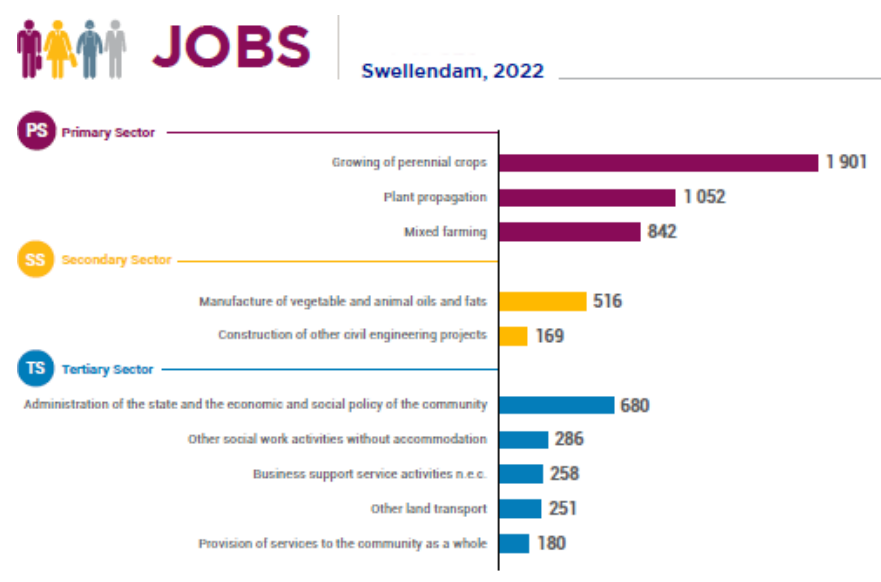
## THEEWATERSKLOOF



The transport sector had the largest proportion of informal employment in 2019, accounting for 37.7 percent of the sector's total employment. Other noticeable sources of informal employment were the tradesector (35.3 per cent) and the construction sector (33.9 per cent).

The informal sector covers a wide range of economic activities and is an important source of employment and poverty reduction. Informal businesses are sometimes constrained by a lack of suitable trading space, onerous legal requirements, a lack of capital and limited access to business information.

## SWELLENDAM



The Swellendam municipal area has the largest geographical area in the OD but the smallest economy. GDP in the area stood at R3.4 billion in 2021. Most of the 15 460 workers in the area are semi-skilled and low-skilled workers (32.1 and 30.5 per cent, respectively), with a substantial number of formal workers being employed in growing perennial crops, mainly citrus (1 901), plant propagation (1 052) and mixed farming activities (842).

The community services sector (29.8 per cent) and the agriculture sector (30.4 per cent) were other important sources of informal employment. Informal businesses in the Swellendam municipal area are constrained by a lack of funding, as well as skills. Businesses that are unregistered struggle to access

### 2.4.3 UNEMPLOYMENT PROFILE, 2020

The OD's unemployment remains below the Provincial and national levels. Over the past decade, the gap between the Provincial and district unemployment rate has widened.

Despite

this, an estimated 14 600 jobs were lost in the past two years (2020 and 2021). This accounts for approximately one in every eight jobs in the District and is expected to have resulted in significantly negative socio-economic, welfare and livelihood outcomes.

In relative terms, the Overstrand municipal area lost 14.7 per cent of all jobs it had in 2020 and was thus the most affected by the COVID-19-related job losses. Most of these job losses were in the trade sector and were largely linked to the tourism sector. This highlights the importance of initiatives such as the Western Cape Tourism Recovery Plan<sup>20</sup> and the Tourism Blueprint 2030 in ensuring the sector rebounds.

Agriculture, which is the second-biggest employer in the District after trade, has lost 13.1 percent of its jobs since 2020. Taking a longer view, it must be noted that this sector had lost more than 1 200 jobs in the previous decade. The nature of agricultural sector job losses





is often more pernicious than other sectors, as it is often linked to broader trends such as mechanisation, casualisation and growth in informal settlements. In this regard, interventions such as the Western Cape Government's Agri-Processing on Wheels Initiative<sup>21</sup> are important in providing entrepreneurial alternatives to traditional farm-workers employment.

**Unemployed persons**, according to the official Statistics South Africa (Stats SA) definition, are those (aged 15 to 64 years) who: a) were not employed in the reference week; and b) actively looked for work or tried to start a business in the four weeks preceding the survey interview; and c) were available for work, i.e. would have been able to start work or a business in the reference week; or d) had not actively looked for work in the past four weeks, but had a job or business to start at a definite date in the future and were available. This does not include people who were not actively looking for work.

**Labour force participation rate** is the proportion of the working-age population that is either employed or unemployed.

**Employment-to-population ratio (labour absorption rate)** is the proportion of the working-age population that is employed.

**Not economically active** refers to persons aged 15 to 64 years who were neither employed nor unemployed in the reference week.

	 <b>Unemployment rate (%) 2019</b>	 <b>Labour force participation rate (%) 2019</b>	 <b>Labour absorption rate (employment-to-population ratio) 2019</b>	 <b>Not economically active 2019 (% of working-age population)</b>
MUNICIPALITY	2020e	2020e	2020e	2020e
● Theewaterskloof	9.4%	74.4%	67.4%	25.6%
● Overstrand	16.0%	76.3%	64.1%	23.7%
● Cape Agulhas	8.1%	76.3%	70.1%	23.7%
● Swellendam	6.7%	72.5%	67.6%	27.5%
<b>Overberg District</b>	<b>10.8%</b>	<b>74.9%</b>	<b>66.8%</b>	<b>25.1%</b>
Western Cape	19.6%	67.9%	54.6%	32.1%

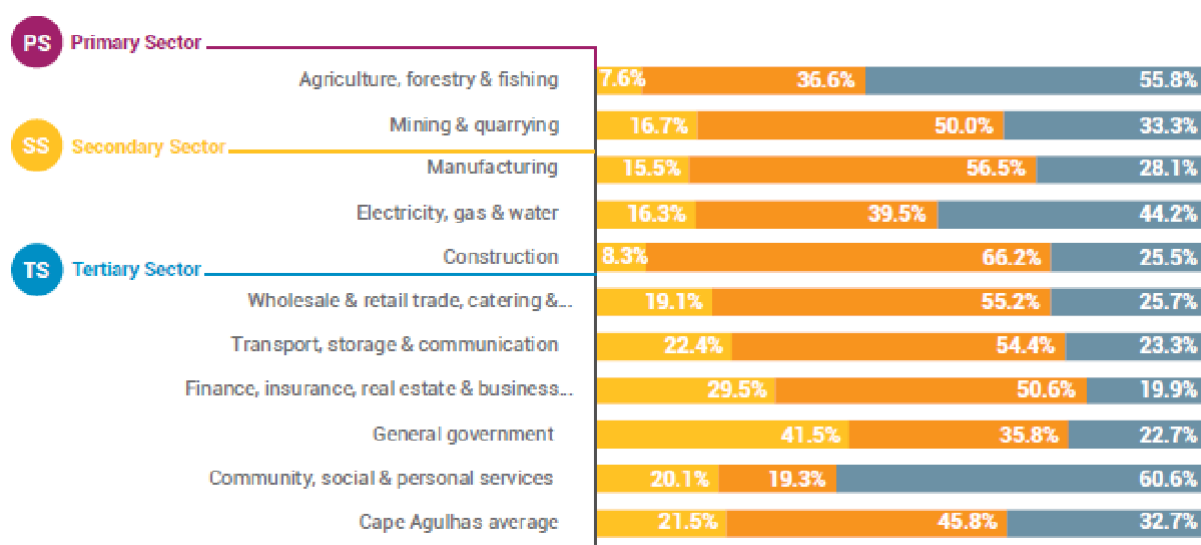
Source: Quantec Research, 2021 (e denotes estimate)



## 2.4.4 SKILLS ANALYSIS PER SECTOR, OVERBERG DISTRICT, 2019

### CAPE AGULHAS

Formal employment in the Cape Agulhas municipal area is mainly characterised by semi-skilled labour, with 36.7 per cent of all formal workers in the region being classified as semi-skilled, followed by low-skilled labour (26.3 per cent) and skilled labour (18.5 per cent).



Source: Quantec Research, 2022

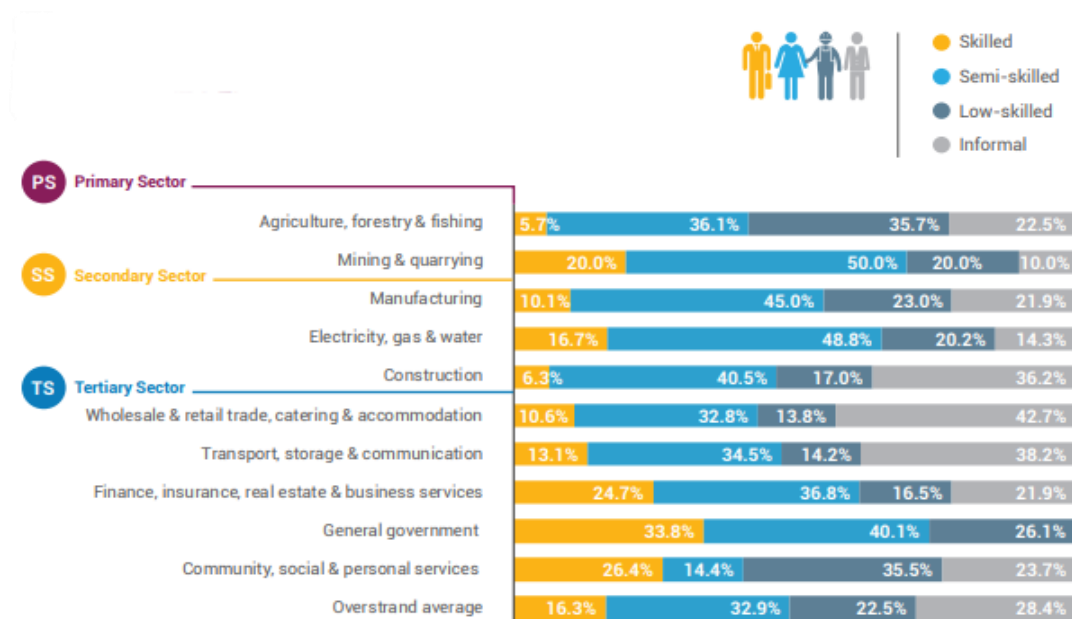
The agriculture and community services sectors had the highest concentration of low-skilled workers in 2020, with 43.1 per cent and 40.5 per cent respectively. The general government and community services sectors used the highest percentage of skilled workers, which accounted for 35.7 per cent and

31.0 per cent of workers in those sectors. Considering the employment performance and skill levels per sector in the Cape Agulhas municipal area, the estimated job losses in the agriculture sector (164 jobs) in 2020 mostly affected low-skilled workers. The increased financial strain induced by the significant contraction of employment in the municipal area since 2020 will limit revenue collection by the local municipality and could ultimately have a negative effect on the service delivery capabilities of the Municipality. Skills development programmes for workers will play a vital role in the economic recovery of the municipal area.

The sector that had the most informal labour in 2020 was the transport sector, with 27.1 per cent, followed by the trade sector, with 26.6 per cent.

### OVERSTRAND

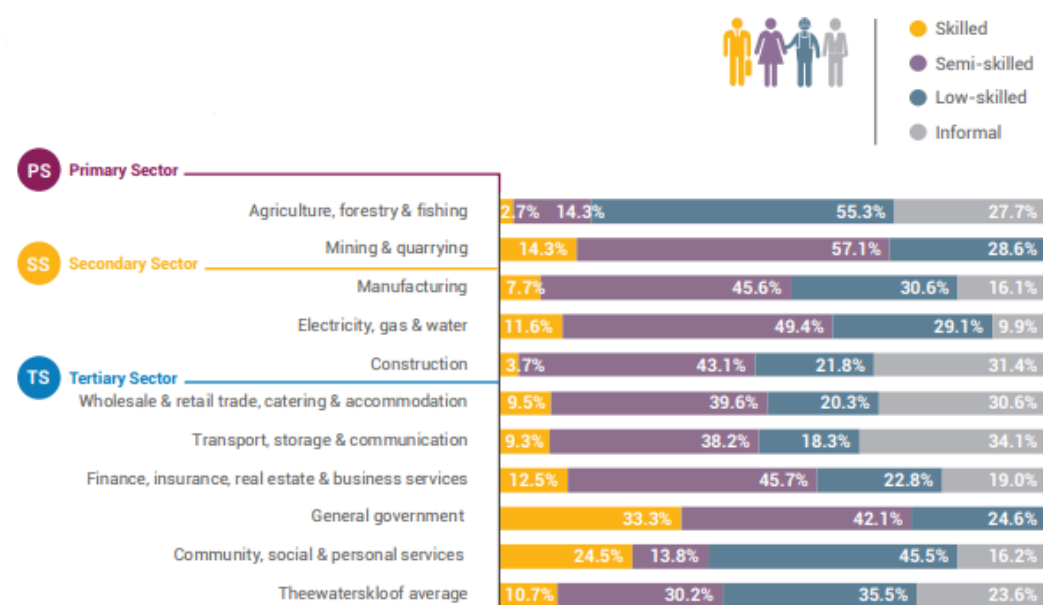
The following illustrates the concentration of skill levels per sector among the formally employed in the Overstrand economy. Semi-skilled workers (32.9 per cent) are the biggest contributors to formal employment.



The agriculture sector had the largest portion of low-skilled workers at 35.7 per cent. The Overstrand municipal area comprised 16.3 per cent skilled workers in 2020, with the general government (33.8 per cent) and community services (26.4 per cent) sectors being the largest employers of skilled workers in the municipal area. The municipal area will need to focus on skills development to ensure that low- skilled workers can seek jobs in other sectors that are more secure when it comes to adverse economic affects. The formal and informal entrepreneurship support implemented by the municipal area will contribute positively towards skills development in the municipal area. The trade sector had the most informal sector workers with 42.7 per cent, followed by the transport sector with 38.2 per cent.

## THEEWATERSKLOOF

The following figure illustrates a sectoral overview of the skill levels for formal employment in the Theewaterskloof municipal area. On average, the municipal area was mainly characterised by low-skilled labour (35.5 per cent), followed by semi-skilled labour (30.2 per cent) and a small proportion of skilled labour (10.7) per cent) in 2020.



The two sectors that predominantly used low-skilled workers in 2020 were the agriculture sector (55.3 per cent) and the community services sector (45.5 per cent). The labour needed in these sectors does not require a high level of education or skills to maintain proper workflow. The remaining sectors in the Theewaterskloof municipal area employed a large proportion of semi-skilled workers, particularly the finance sector, in which 45.7 per cent of workers were classified as semi-skilled. The two sectors with the highest proportion of skilled workers were the general government sector (33.3 per cent) and the community services sector (24.5 per cent).

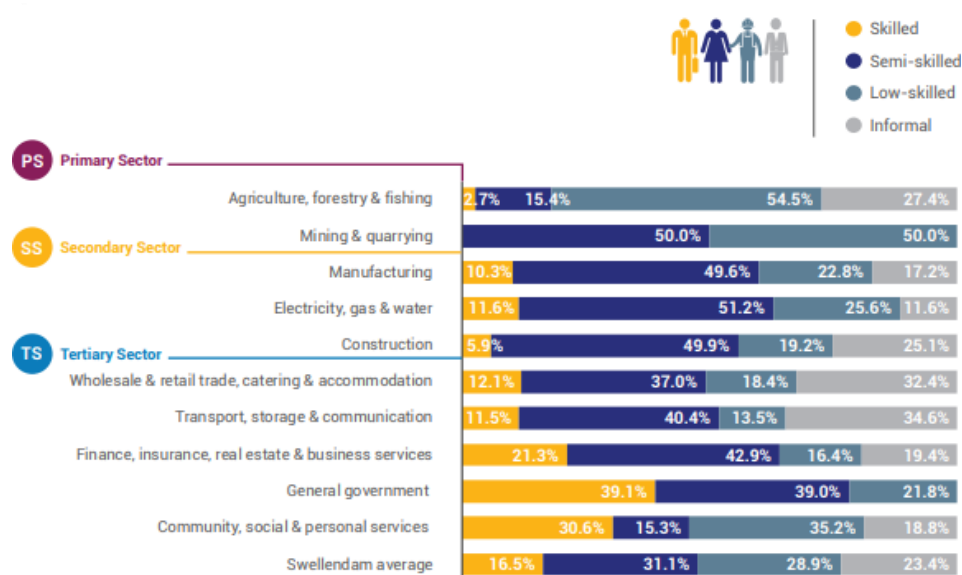
In 2021, only the government and community services sectors are estimated to have created jobs. Workers in these sectors were more likely to have been able to work from home during the COVID-19 pandemic and as higher-skilled workers they also have greater job security during times of economic downturn.

Low-skilled workers, who make up the majority of the Theewaterskloof municipal area's workforce, faced inconsistent demand and recurrent job losses between 2011 and 2021 owing to changes in employment and the economy's skills structure. Skilled workers, on the other hand, who make up the smallest percentage of the workforce in the area, saw consistent job growth and resilience during the reference period. The contraction in employment and economic performance will particularly affect low-skilled workers. This will put pressure on the Municipality to provide additional free basic services and will have a negative effect on municipal revenues.

The transport sector had the highest proportion of informal employment (34.1 per cent) in 2020. The main reason is that large numbers of workers in this sector are taxi drivers, which is seen as informal employment. The trade sector employed 30.6 per cent informal workers in 2020. Numerous street vendors are located across the municipal area, and this is categorised as informal work. The construction sector also had a large proportion of informal employment in 2020 (31.4 per cent), as construction workers use their skills informally to generate income.

## SWELLENDAM

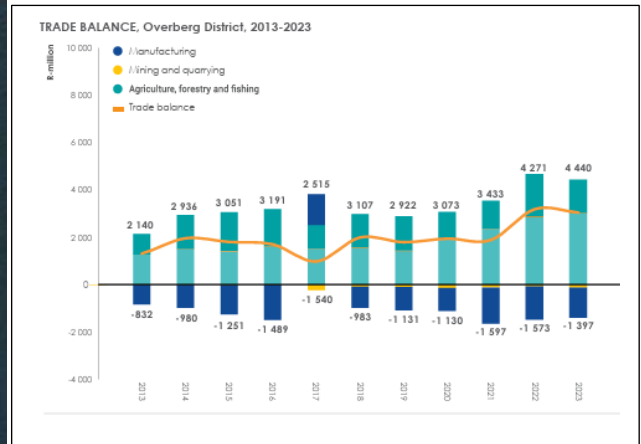
Here follows a sectoral overview of the skill levels of formally employed people in the Swellendam municipal area. On average, the municipal area is mainly characterised by semi-skilled labour (31.1 per cent), followed by low-skilled labour (28.9 per cent) and skilled labour (16.5 per cent).



The agriculture sector and the community services sector mainly use low-skilled labour, which accounted for 54.5 per cent and 35.2 per cent respectively in 2020, while the general government sector is mainly comprised of skilled labour (39.1 per cent). Skilled workers, the smallest percentage of the municipal area's formal employees, showed the most constant employment growth and resilience between 2010 and 2020, regardless of changes in employment and the economy's skills structure. Low-skilled workers, who make up 28.9 per cent of the total workforce, have seen recurrent employment losses and only saw a net increase of 17.1 per cent in employment opportunities between 2011 and 2020, compared with a growth of 49.6 per cent in jobs for skilled workers during the same period.

The declining economic performance experienced in 2020 and 2021 resulted in job losses in the municipal area, which reduces income-earning capabilities. In addition, the increase in unemployment will result in a decline in household income and an increase in demand for government support. In 2020, the transport sector had the largest percentage of informal employment (34.6 per cent), followed by the trade sector, with 32.4 per cent of labour being informally employed.

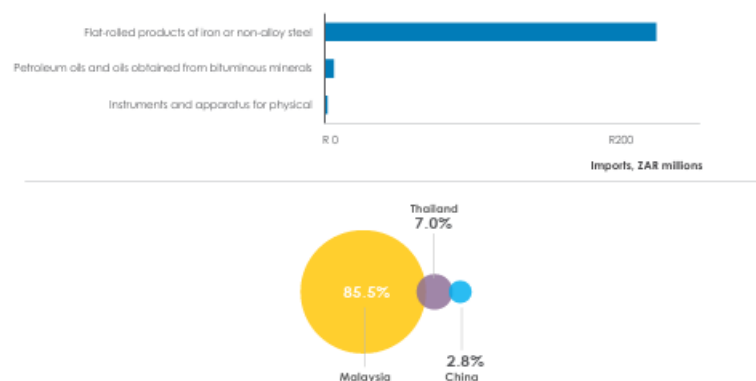
## 2.4.5 TRADE, TOURISM AND INVESTMENT



The Overberg District (OD) is recognized as the primary agricultural region of the Western Cape, emphasizing grain cultivation, particularly wheat, which also provides habitat for the blue crane. Notably, it is a leading fruit producer, with Grabouw being the second-largest exporter in South Africa. Home to the Kogelberg Biosphere Reserve, the region features unique fynbos flowering plants. In 2023, the OD's exports totaled R4.4 billion, while imports reached R1.4 billion, yielding a trade surplus of R3.0 billion. The agriculture and manufacturing sectors significantly influence these exports, aided by advantageous transportation links. Imports largely stemmed from manufacturing, totaling R1.3 billion in 2023, as the trade balance improves post-pandemic.

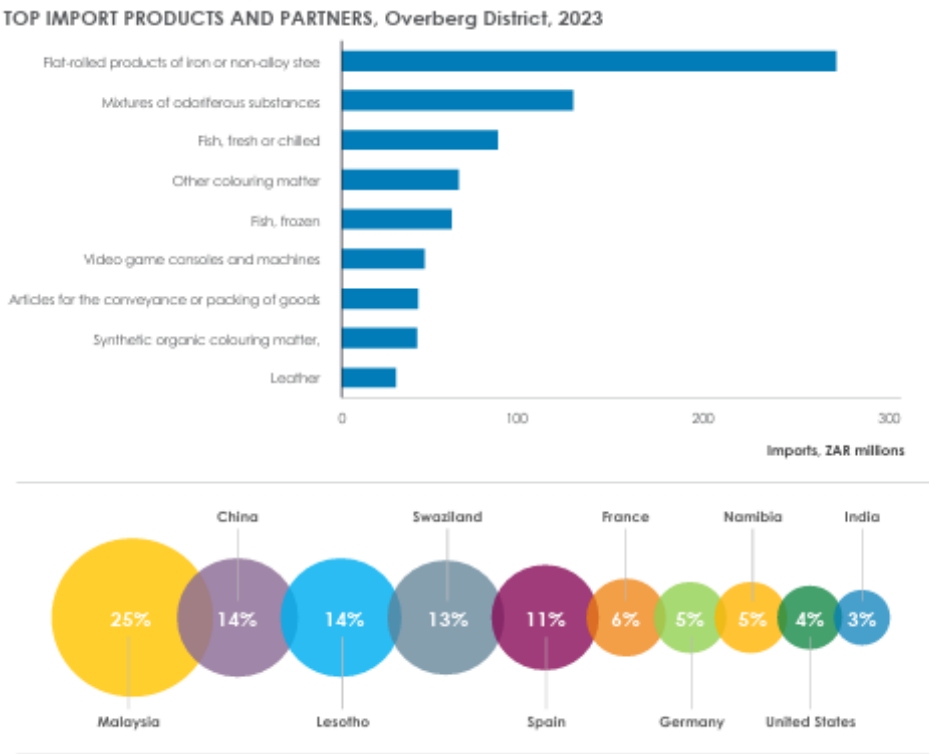
### 2.4.5.1 IMPORTS

TOP 3 IMPORT PRODUCT AND TOP 3 IMPORT DESTINATIONS, Cape Agulhas, 2023



The District imports conveyance and packing articles for agricultural goods, including fruits, wines, fruit juice, and fish. The demand for gaming hardware drives the importation of video game consoles due to limited local manufacturing. Malaysia's imports totaled R253.8 million, primarily flat-rolled iron products, while China imported R142.6 million worth of various items, including heterocyclic compounds. Lesotho mainly imported fish products, fresh, chilled, or frozen.

### Top 10 Import Partners, Overberg District, 2023



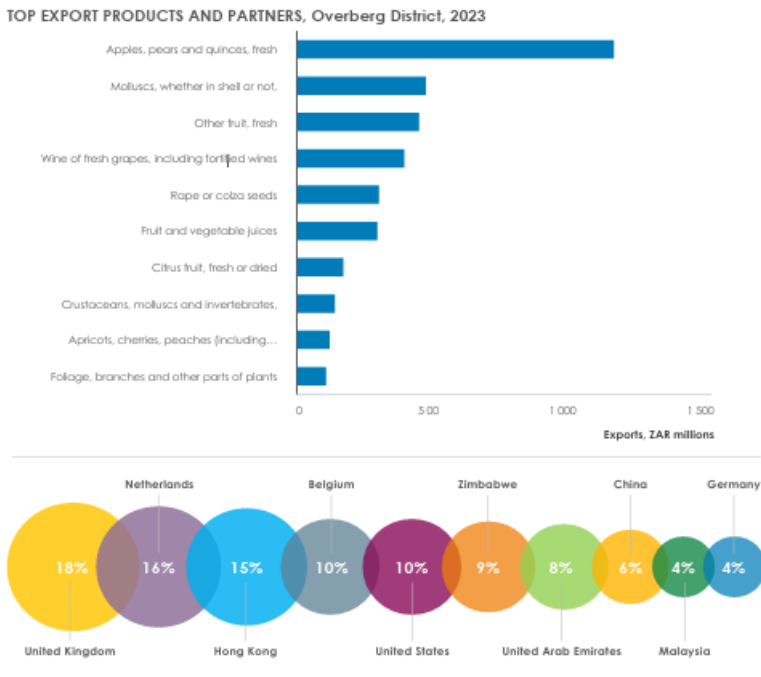
In the OD, flat-rolled products of iron or non-alloy steel comprise 34% of imports, driven by high demand from various industries, including shipbuilding and auto sectors like Overberg Auto Electrical. South Africa's steel industry struggles to meet local demand, leading to increased steel imports. Additionally, the district imports significant quantities of mixtures (8.9%, R124.2 million) for beverage flavouring, along with fresh or chilled fish (6.0%, R83.8 million) to address inconsistent local supply. These imports reflect the region's reliance on external sources for essential products.



2.4.5.2 EXPORTS

The Netherlands was the Overberg District’s leading export partner in 2021, contributing 14.3 per cent to total exports. The Netherlands plays a key role in the European Union (EU) trade agreement with southern Africa.

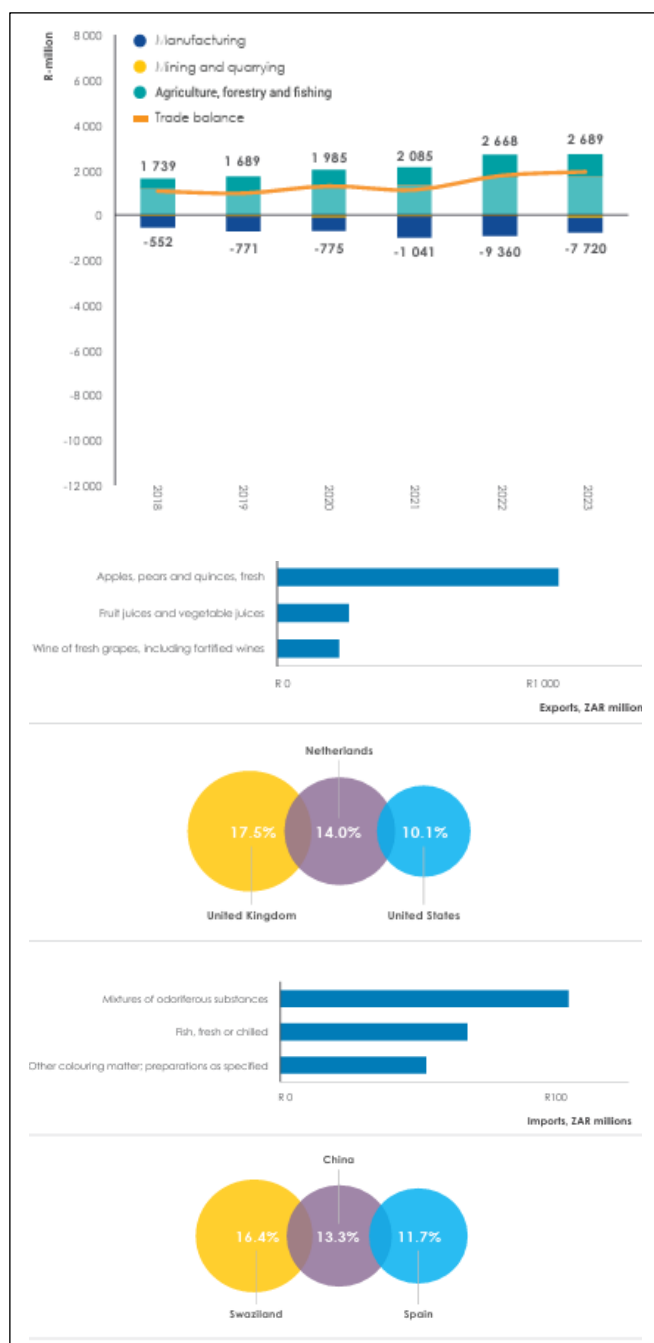
Top 10 Exports Partners, Overberg District, 2023



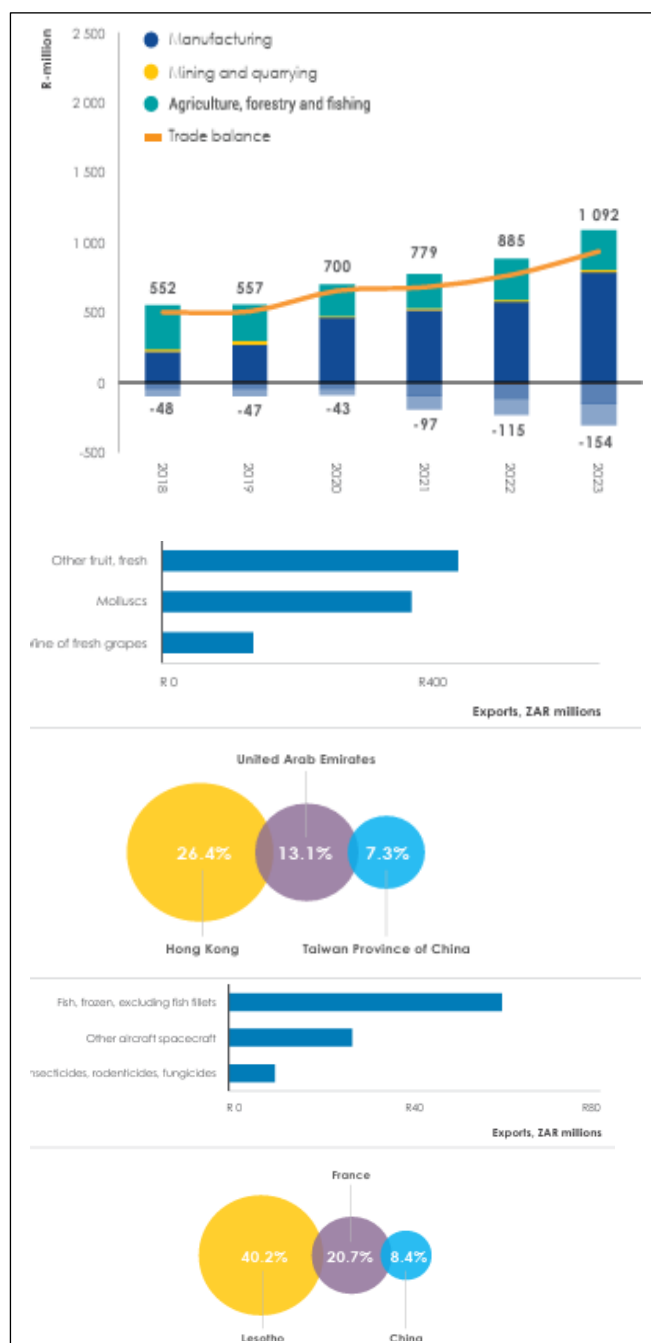
The top export partners of the OD include the United Kingdom, the Netherlands, and Hong Kong. Wine producers in the region have established strong relationships, particularly in Europe and the United States, supported by favourable trade agreements.

### 2.4.5.3 MUNICIPAL IMPORTS AND EXPORTS, OVERBERG DISTRICT, 2022

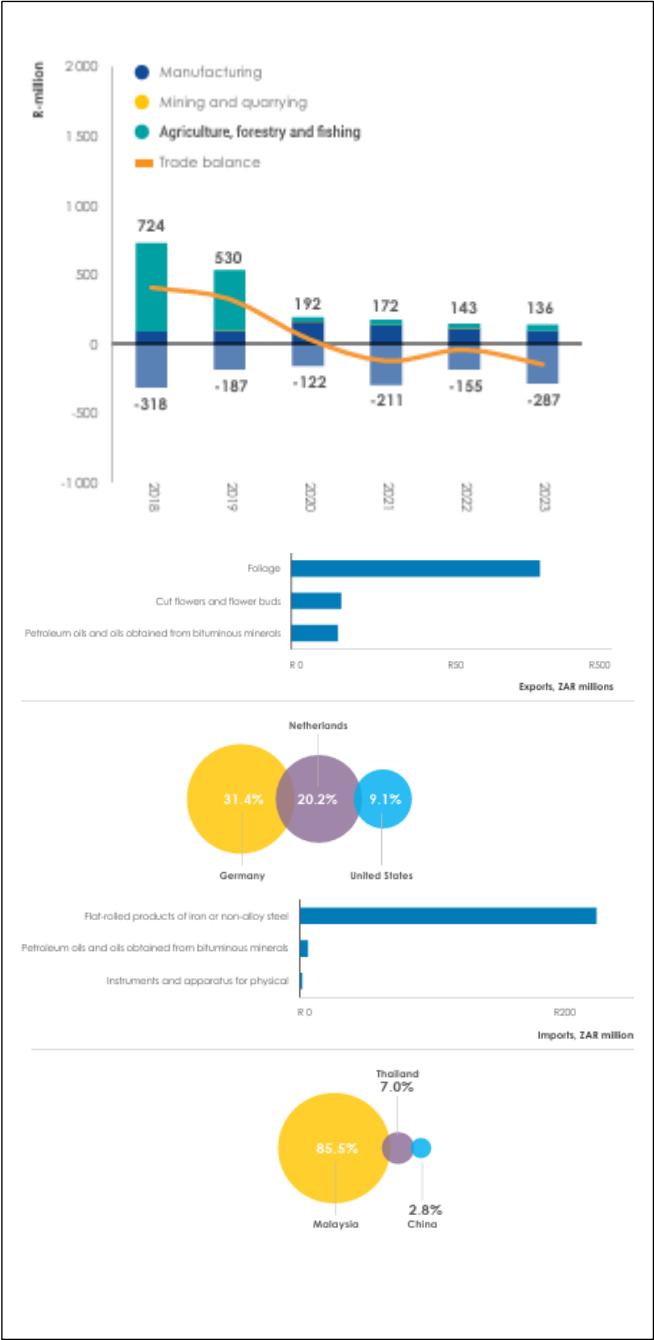
#### THEEWATERSKLOOF



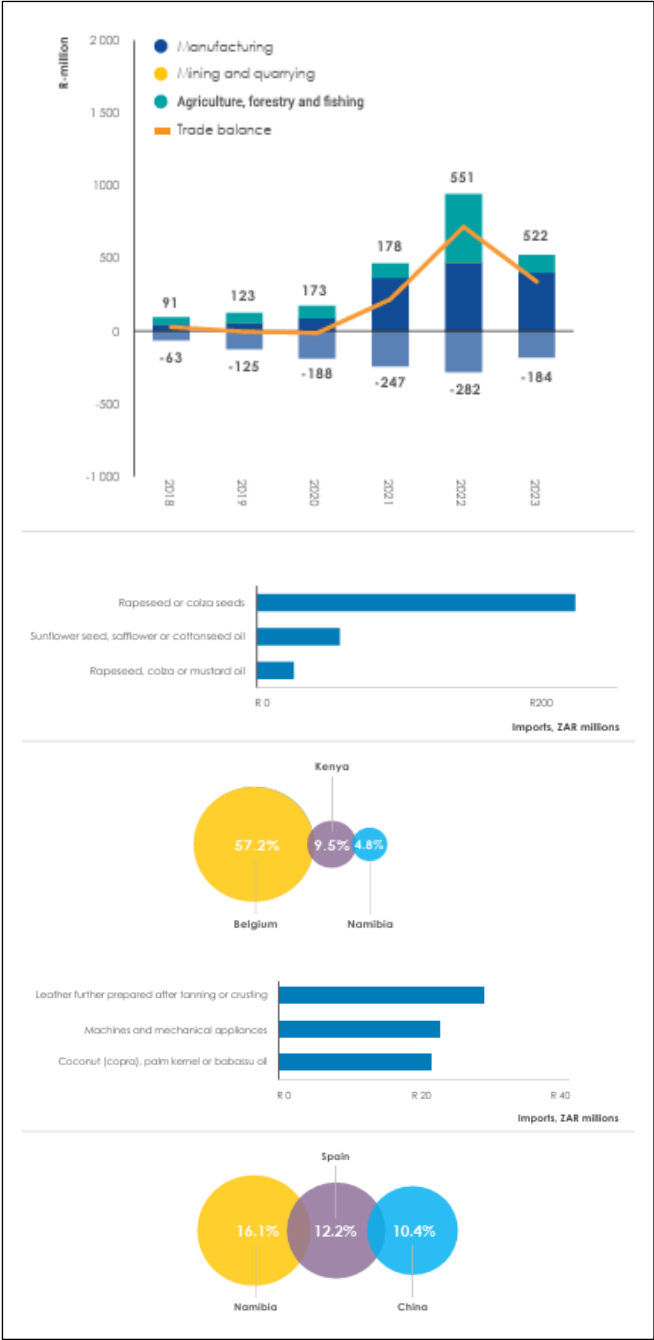
#### OVERSTRAND



CAPE AGHULAS



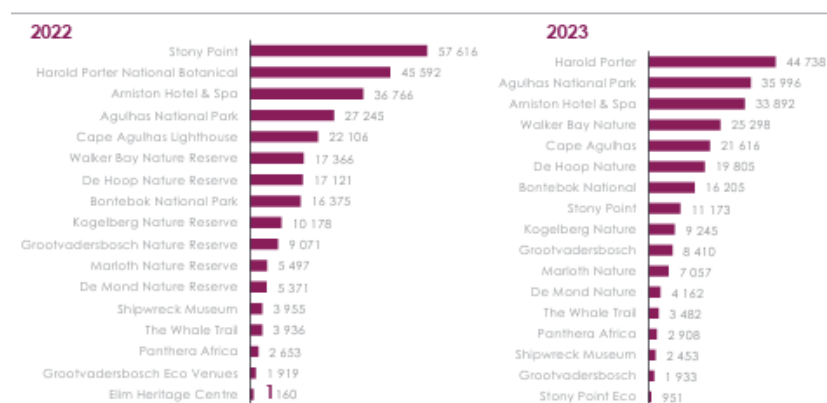
SWELLENDAM



## 2.4.5.4 TOURISM

The OD is a key hub for cultural and heritage tourism, supporting job creation and economic growth. In 2024, the World Economic Forum recognized the District's commitment to community engagement and environmental preservation. Attractions like the Elim Heritage Centre and Shipwreck Museum underscore tourism's role in cultural maintenance. In 2023, the Western Cape's tourism sector thrived, with 54 attractions welcoming 7.7 million visitors, a 38% increase from 2022. However, the OD witnessed a 12% decline in tourist numbers due to decreased visitors at major attractions. Despite this, the region attained an 82.7% recovery in visitor numbers compared to pre-pandemic levels in 2019.

THE TOTAL NUMBER OF VISITORS TO ATTRACTIONS, Overberg District, 2022-2023



Source: Wesgro, 2024

### TOP 3 MAIN PURPOSES OF VISIT 2023



74.0% Leisure/Holiday  
13.3% Visiting Friends or Relatives  
4.9% Business

### TOP 3 VISITOR PROFILES 2023



21-35 yrs 22.7%  
36-50 yrs 41.7%  
51-70 yrs 27.3%



One person 26.9%  
Two people 48.8%  
Three people 13.8%

Source: Wesgro, 2024

### DOMESTIC AND INTERNATIONAL VISITORS, Overberg District, 2023



#### TOP 3 INTERNATIONAL TRAVELLERS



#### TOP 3 DOMESTIC TRAVELLERS

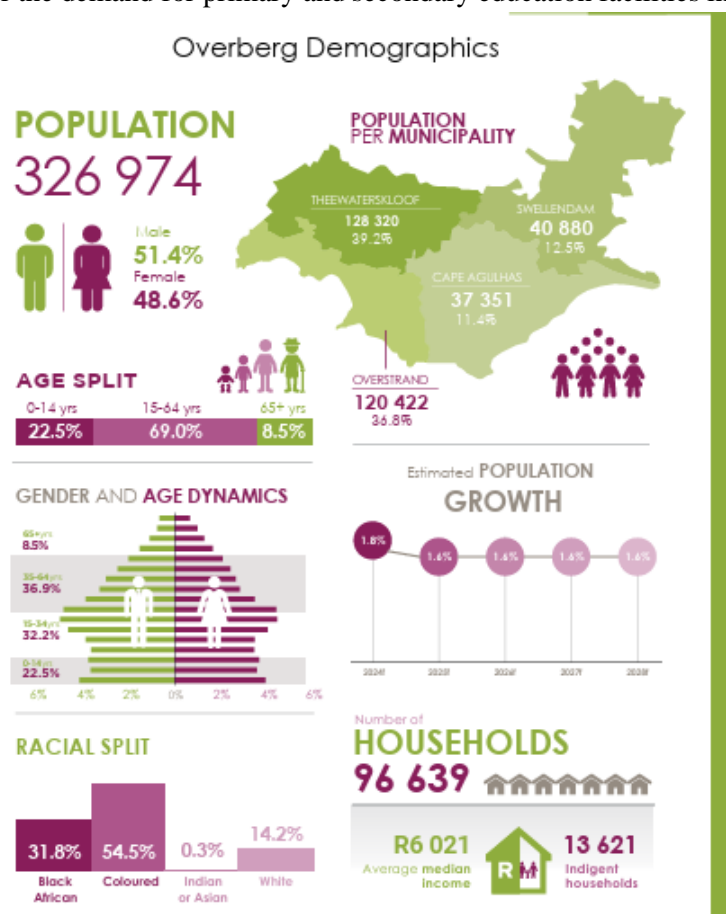


Source: Wesgro, 2024

## 2.5.1 POPULATION PROFILE

The OD population is forecast to grow by an estimated average of 1.7 per cent per annum up to 2027, largely because of the 2.6 per cent average population growth originating from the Overstrand municipal area. This municipal area also expects robust average household growth (3.7 per cent). Along the coastlines of this area, the communities of Hermanus, Zwelihle, Sandbaai, Kleinmond and Onrus attract retirees and young families thanks to remote working opportunities. As such, the Overstrand municipal area has the smallest household size in the OD (2.9 people).

The population of the Theewaterskloof municipal area leans slightly more towards children and the youth, especially males between the ages of 25 and 29, showing that this area is attracting young job seekers who are likely to be absorbed by the abundance of agriculture jobs available in the municipal area. However, high youth unemployment rates are also likely to influence the wellbeing of local communities. The large child population also leads to a high dependency ratio, the highest in the OD. In contrast, because of the popularity of the Overstrand municipal area as a retirement destination, this municipal area has a large proportion of people older than 65 (10.8 per cent). Interestingly, because of Overstrand's current popularity as a semigration destination, there is also an influx of young families with small children, as its youth (34.1 per cent) population marginally exceeds the population that is between the ages of 35 and 64 (31.4 per cent). This drives the demand for property and will have significant implications for the demand for primary and secondary education facilities in future.

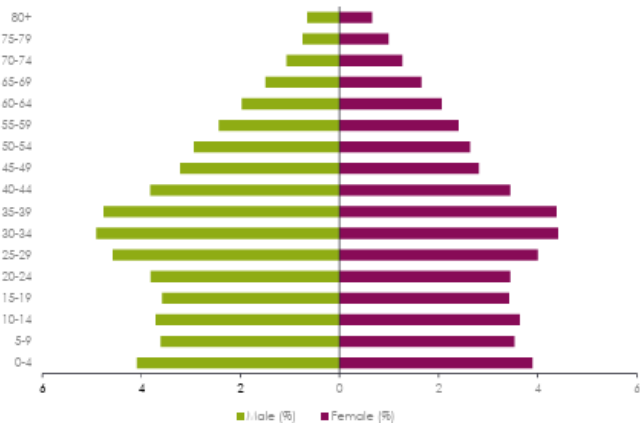


Source: Western Cape Government PPU, 2023. Provincial, District and local municipality population estimates by sex and age (2002 – 2037) based on Stats SA MYPE series 2022

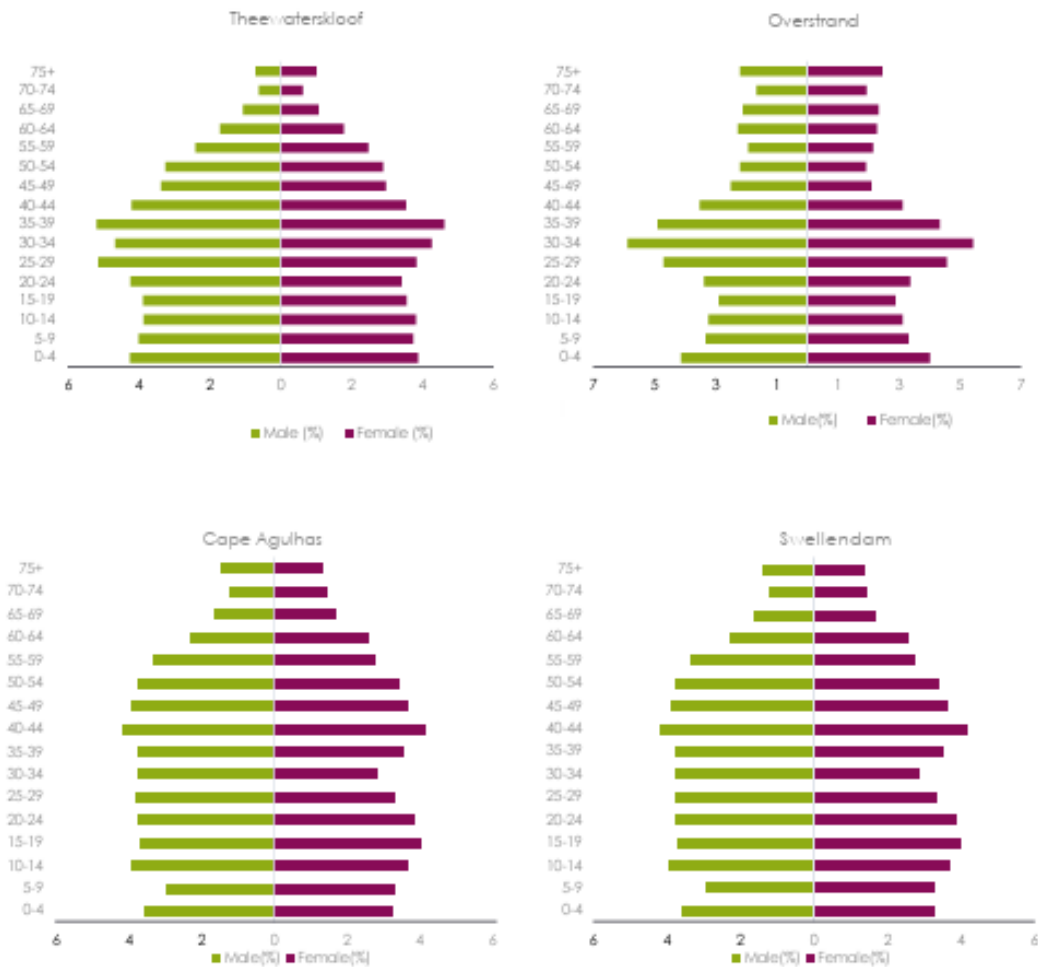
The OD is forecast to have an annual growth rate of households of 2.6 per cent between 2021 and 2026. Among the municipal areas, the Overstrand municipal area is forecast to have the fastest household growth rate at 3.7 per cent in the same period. Although the Theewaterskloof municipal area is forecast to have the slowest annual household growth rate in the reference period at 1.7 per cent, its forecast number of households in 2026 (34 182) remains the second largest in the District. Although the Cape Agulhas and Swellendam municipal areas recorded similar numbers of households, the Cape Agulhas municipal area is forecast to have faster annual average household growth.

GENDER AND AGE DYNAMICS

GENDER AND AGE DYNAMICS, Overberg District, 2023



GENDER AND AGE DYNAMICS, Overberg District, 2023





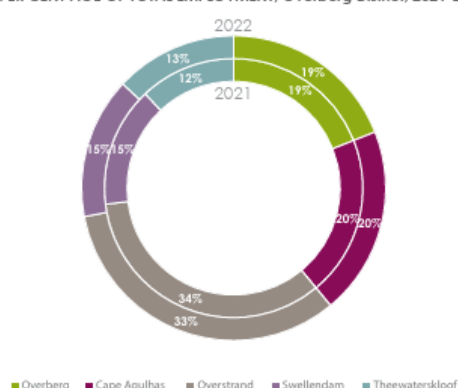
## 2.5.2 HUMAN DEVELOPMENT

### 2.5.2.1 HOUSEHOLD INCOME

The OD noted an uptick in taxpayer numbers, with average monthly taxable income data from 2021 to 2022 revealing a nuanced economic landscape. The District's average income grew from R21 065 to R22 073, reflecting a 4.8% inflation adjustment of R1 008. Cape Agulhas saw an increase from R20 765 to R21 695, while Swellendam's average rose from R20 621 to R22 335, marking an 8.3% increase. Overstrand also experienced average income growth from R22 252 to R24 144, contrary to a decrease in taxpayers. Conversely, Theewaterskloof gained 1 080 taxpayers but saw average income dip from R19 417 to R19 071, indicating a rise in lower-income earners.

#### AVERAGE MONTHLY HOUSEHOLD INCOME, Overberg District, 2022

TAXPAYERS AS A PER CENT AGE OF TOTAL EMPLOYMENT, Overberg District, 2021-2022



Number of Taxpayers	2021	2022
Western Cape	1 077 470	1 076 693
Overberg District	40 482	41 658
Cape Agulhas	5 165	5 270
Overstrand	19 287	19 094
Swellendam	4 215	4 399
Theewaterskloof	11 815	12 895
Average monthly taxable income	2021	2022
Western Cape	R 26 056	R 28 502
Overberg	R 21 065	R 22 073
Cape Agulhas	R 20 765	R 21 695
Overstrand	R 22 256	R 24 144
Swellendam	R 20 621	R 22 335
Theewaterskloof	R 19 417	R 19 071

### 2.5.2.2 EDUCATION

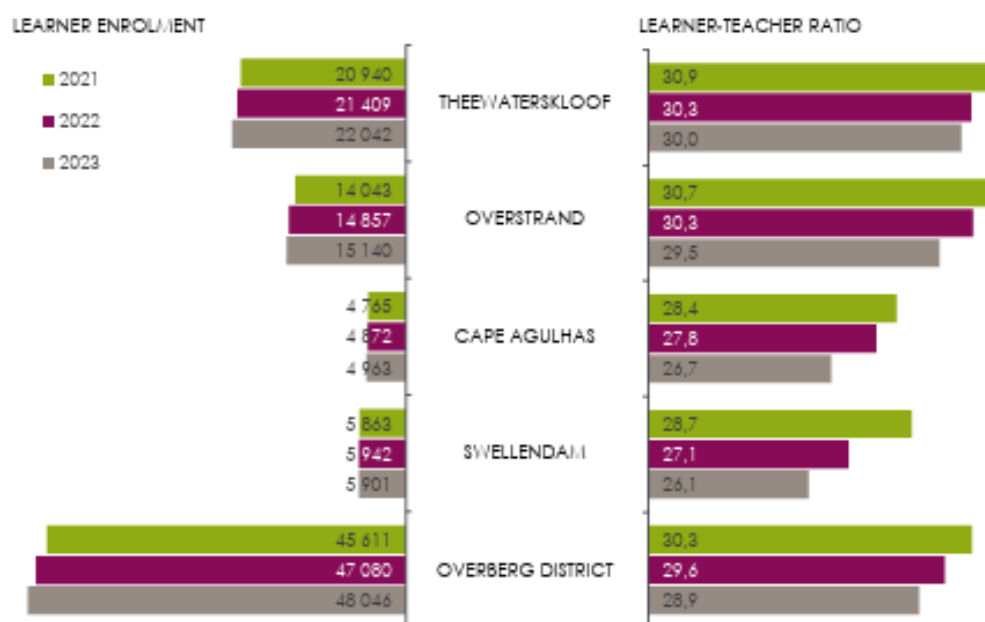
Education plays a crucial role in economic prosperity by equipping individuals with skills and knowledge that lead to improved job opportunities, increased earnings, and enhanced quality of life. It also fosters innovation and technological advancements, contributing to economic growth. This section examines the schooling infrastructure in OD, reviewing functional literacy among those over 20, which measures the ability to understand and apply information. It further analyzes primary and high school outcomes by assessing pass rates in math and language at grades three, six, and nine. Retention rates from Grade 10 to 12 are evaluated, concluding with an analysis of matric pass rates and their implications for bachelor's degree eligibility.

Since 2022, the number of schools in the OD has remained constant at 36, comprising 23 primary and the rest high schools. Non-fee-paying schools make up 62.2% and 68.2% of primary and high schools, respectively, with many in Theewaterskloof serving nearby municipalities.

#### NUMBER OF PRIMARY AND HIGH SCHOOLS, Overberg, 2023

	Overberg	Cape Agulhas	Overstrand	Swellendam	Theewaterskloof
<b>High School</b>	22	2	4	3	13
Fee charging	7	1	1	1	4
No Fee	15	1	3	2	9
<b>Primary School</b>	60	8	13	16	23
Fee charging	9	1	4	2	2
No Fee	51	7	9	14	21
<b>Grand Total</b>	82	10	17	19	36

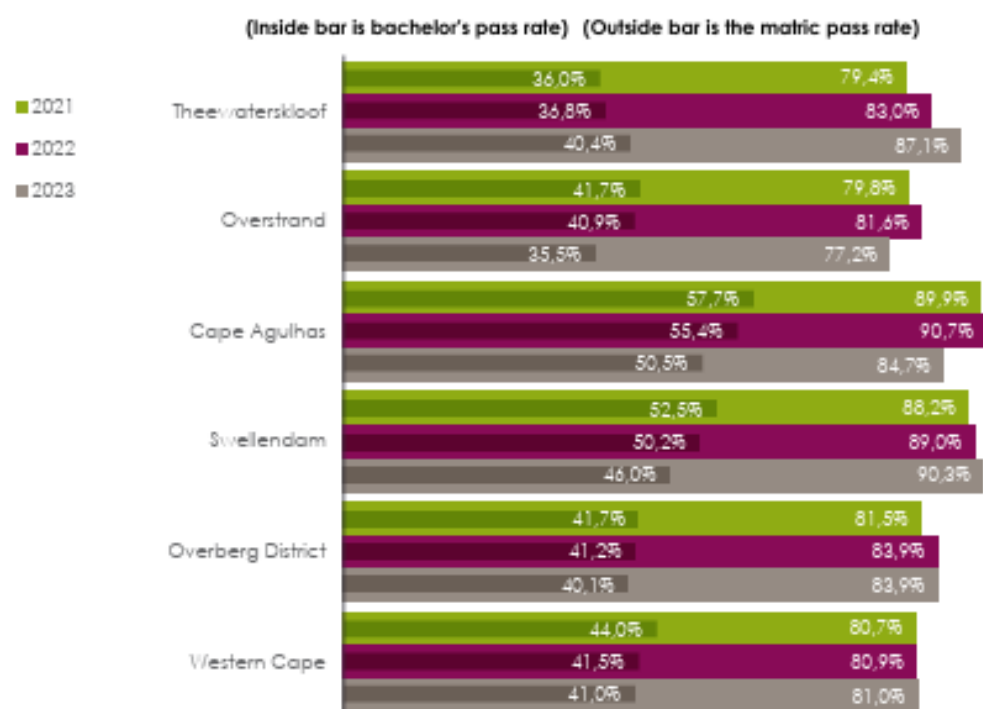
#### LEARNER ENROLMENT AND LEARNER-TEACHER RATIO, Overberg District, 2021-2023



#### MATRIC PASS RATE, Overberg District, 2020 - 2022

In 2023, the OD's matric pass rate was 83.9%, exceeding the provincial rate of 81.0%. However, the Province had a higher bachelors pass rate. Swellendam led in matric pass rates at 90.3%, followed by Theewaterskloof at 87.1% and Cape Agulhas at 84.7%. Cape Agulhas achieved the highest bachelor pass rate, surpassing the provincial average. Overstrand had the lowest pass rates for both matric (77.2%) and bachelor (35.5%).

# GRADE 12 PASS RATE AND BACHELOR'S PASS RATE, Overberg District, 2021-2023



### 2.5.3 HEALTH

The wellbeing of a population is vital for enhancing labour productivity, significantly impacting economic growth. This section examines key health indicators, including health infrastructure, child health, maternal health, and communicable diseases, to assess progress in promoting health and welfare within the OD. Health facilities are essential for societal health, providing access to quality care and bolstering community well-being. The OD has 19 primary healthcare facilities, comprising 17 clinics, one community day centre, and one health centre, along with 25 mobile clinics and four district hospitals.

TOTAL NUMBER OF PRIMARY HEALTH CARE (PHC) FACILITIES, Overberg, 2021/22-2024/25

Total number of PHC facilities (Fixed Clinics, CHCs and CDCs)	2021/22	2022/23	2023/24	2024/25
Cape Agulhas	3	3	3	3
Overstrand	5	5	5	5
Swellendam	5	5	5	5
Theewaterskloof	6	6	6	6
Overberg	19	19	19	19

These public healthcare facilities serve the 326 974 residents in the OD. In the last three years, the District's population has grown at 1.8 per cent per annum indicating an increased demand for existing resources. Recognising this need, R41.4 million has been allocated over the 2024/25 – 2026/27 MTEF to expand healthcare services. Effective implementation of this expansion is crucial to ensure access to adequate healthcare for all residents

#### 2.5.3.1 COMMUNICABLE DISEASES

In 2023/24, the OD reported 27,679 people living with HIV (PLHIV), an increase from 14,765 in 2020/21. However, only 15,872 (57.3% of PLHIV) registered patients accessed Antiretroviral Therapy (ART) across 24 clinics, revealing a significant treatment gap that necessitates heightened awareness and outreach. The number of treatment sites remained unchanged, yet the registered patient count in the District rose by 5.0%. Cape Agulhas experienced a minor decrease of 0.2%, totaling 1,118 registered patients in 2024. In contrast, Overstrand grew from 6,245 to 6,660 patients (6.7% increase), Swellendam from 1,314 to 1,502 (14.3%), and Theewaterskloof from 6,440 to 6,592, highlighting an escalating demand for ART services.

In 2021, the Overstrand municipal area had the highest proportion (53.0 per cent) of vaccinated people in the District. Out of all municipal areas in the District, the Swellendam municipal area had the highest proportion of unvaccinated people (18.0 per cent). This can probably be attributed to the municipal area having the lowest number of vaccination sites across all municipal areas in the District. This, combined with vaccine hesitancy, may also contribute to the higher proportion of unvaccinated people in the municipal area compared with other municipal areas in the District.

#### 2.5.3.2 MORTALITY

The neonatal mortality rate in the OD has decreased from 8.6 in 2022 to 6.4 in 2023, showing a positive trend despite some fluctuations. This rate is lower than the provincial average of 8.2. Efforts by WCDH to enhance healthcare facilities have played a key role in reducing neonatal deaths. Overstrand

Municipality has the lowest mortality rate at 3.8, while Cape Agulhas has the highest at 5.2. Other municipalities range from 3.9 to 4.0, emphasizing the importance of ongoing investment in healthcare.

NEONATAL MORTALITY RATE PER 1 000 LIVE BIRTHS, Overberg District, 2017 – 2023

	2017	2018	2019	2020	2021	2022	2023
Overberg District	9.5	9.3	7.9	10.7	8.0	8.6	6.4
Cape Agulhas	9.0	9.4	6.6	8.7	4.3	14.5	5.2
Overstrand	6.1	10.6	7.7	2.4	3.4	8.0	3.8
Swellendam	2.4	10.8	6.1	4.1	6.7	8.2	3.9
Theewaterskloof	1.6	2.1	4.5	3.6	7.5	7.4	4.0

### 2.5.3.3 HIV/AIDS AND TB

In regard to tuberculosis (TB), the District reported 2,297 registered patients in 2024, up from 1,768 in 2021. Notably, the number of TB clinics declined from 35 in 2021 to 25 in 2024, indicating a critical need to enhance resources and treatment access.

Cape Agulhas recorded a rise in patients from 223 to 268 (20.2%) while clinics dropped from seven to five. Overstrand saw a minor decrease in patients from 665 to 650 alongside a reduction of clinics from six to five. Swellendam experienced a notable increase in patients from 322 to 423 (31.4%), with clinics reducing from eight to five. Theewaterskloof's patients increased from 790 to 956 (21.0%), with clinics decreasing from 13 to 10, raising concerns about treatment availability.

TOTAL REGISTERED PATIENTS RECEIVING ART AND NUMBER OF ART CLINICS/TREATMENT SITES, Overberg District, 2021 - 2024

Region	Total registered patients receiving ART Including Departmental partners & Dept Correctional Services				Number of ART clinics/treatment sites			
	2021	2022	2023	2024	2021	2022	2023	2024
Overberg District	13 490	14 686	15 119	15 872	21	21	24	24
Cape Agulhas	964	1 081	1 120	1 118	4	4	4	4
Overstrand	5 997	6 038	6 245	6 660	5	5	5	5
Swellendam	1 148	1 256	1 314	1 502	5	5	5	5
Theewaterskloof	5 381	6 311	6 440	6 592	7	7	10	10

NUMBER OF TB CLINICS/TREATMENT SITES AND NUMBER OF TB PATIENTS REGISTERED ON TREATMENT, Overberg District, 2021 -2024

Region	Number of TB patients registered on Treatment				Number of TB clinics/treatment sites			
	2021	2022	2023	2024	2021	2022	2023	2024
Overberg District	1 768	1 852	2 000	2 297	35	31	34	25
Cape Agulhas	191	194	223	268	7	7	7	5
Overstrand	434	578	665	650	6	6	6	5
Swellendam	245	289	322	423	9	8	8	5
Theewaterskloof	898	791	790	956	13	10	13	10

### 2.5.3.4 INFANT, CHILD AND MATERNAL HEALTH

Maternal death rates decreased from 51.3 in 2019 to 20.5 per 100,000 live births in 2021, but rose sharply to 47.9 in 2024. Theewaterskloof saw a rise to 108.3 deaths from 45.9 in 2021.

MATERNAL DEATH RATES PER 100 000 LIVE BIRTHS, Overberg District, 2019 – 2024

	2019	2020	2021	2022	2023	2024
Cape Agulhas	-	-	-	-	-	-
Overstrand	-	-	-	-	-	-
Swellendam	-	-	-	-	-	-
Theewaterskloof	131.2	-	45.9	-	-	108.3
Overberg District	51.3	-	20.5	-	-	47.9

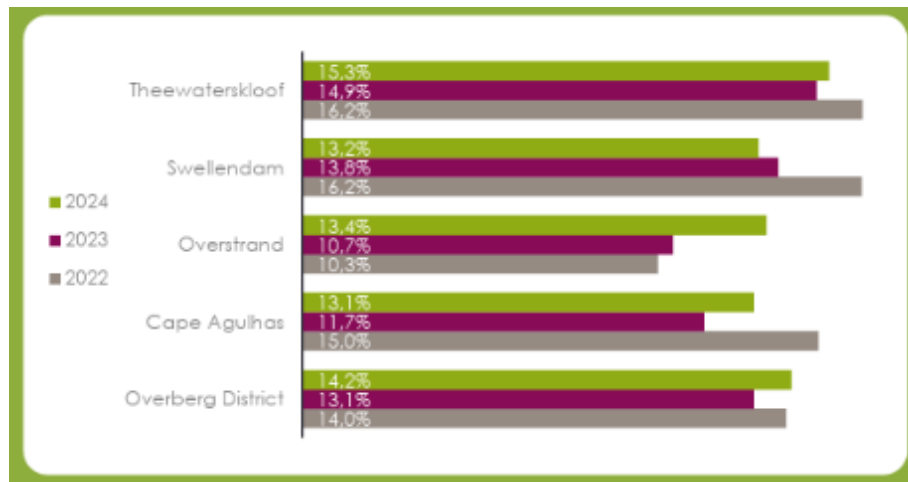
Source: Western Cape Department of Health, 2024. Note: The dashes represent no data given that there are no public facilities in these regions that cater to obstetrics.

Maternal mortality, as per the World Health Organization (WHO), is defined as the death of a woman during pregnancy or within 42 days post-pregnancy, due to pregnancy-related causes, excluding accidents. Conversely, the National Department of Health (NDoH) defines maternal mortality in facility ratio as the number of women who die in healthcare facilities during pregnancy or up to 42 days after, regardless of cause, measured per 100,000 live births. The NDoH focuses solely on facility deaths.

### 2.5.3.5 TEENAGE PREGNANCY

The delivery in 10 to 19 years in facility rate measures the deliveries to women under the age of 20 years as a proportion of total deliveries in the health facility presented as a percentage<sup>51</sup>. The numerator is the number of deliveries to women aged 19 years and younger in the facility, while the denominator is the total number of deliveries in the facility. The data element for the numerator includes two elements: delivery 10 to 14 years in facility and delivery 15 to 19 years in facility. The indicator is a proxy for the adolescent birth rate<sup>52</sup>. The delivery rates to women aged 19 years and younger in facilities in the OD are slightly high but have remained relatively stable over the three-year period, with a slight increase from 14.0 per cent in 2022 to 14.2 per cent in 2024. Overstrand is the only municipality that exhibits the same upward trend as the OD. While Cape Agulhas and Swellendam show declining trends. Theewaterskloof's displays fluctuating teenage pregnancy rates over the observed period.



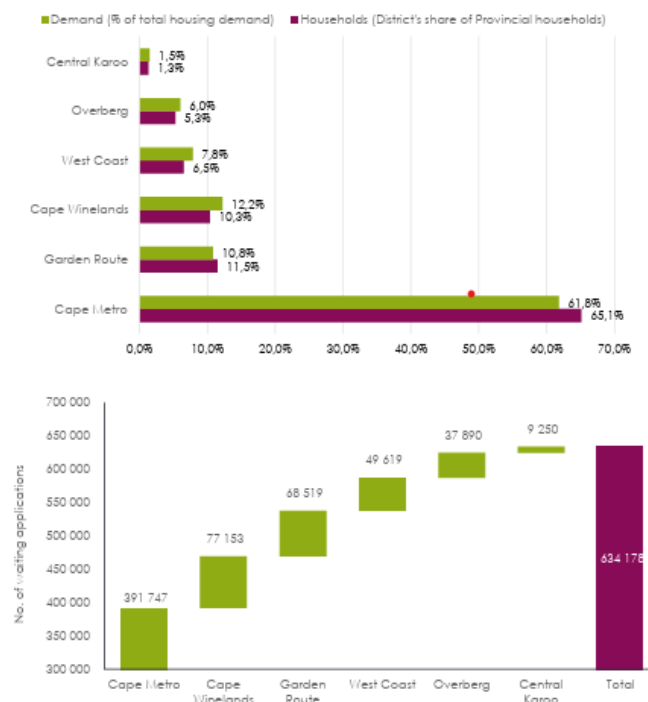


An increase in adolescent access rates to sexual and reproductive health services indicates significant health challenges, impacting overall health outcomes. Teenage pregnancies are associated with higher risks of complications and maternal mortality, often hindering educational attainment for young mothers. To reduce delivery rates in the 10 to 19 age group, it's essential to empower adolescents with life skills and sexual health education. Improving access through youth-friendly services in primary healthcare and integrating them into school health programs is crucial for addressing these issues effectively.

#### 2.5.4 HOUSING AND ACCESS TO BASIC SERVICES

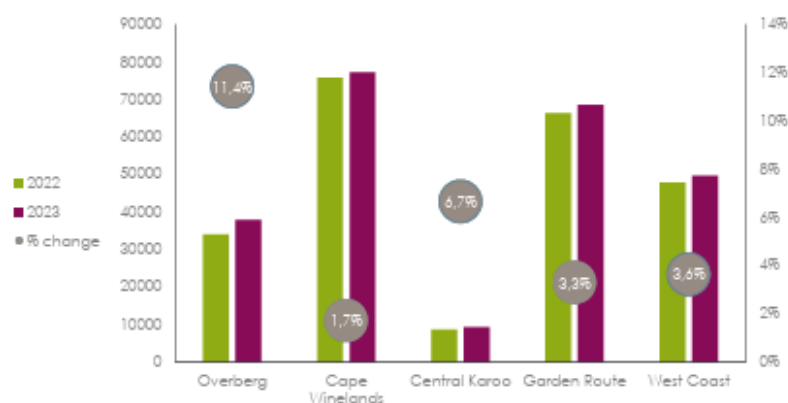
Within the Province, demand for housing is measured by the number of applications on the waiting list at the Western Cape Housing Demand Database. Housing demand in the OD is quite low compared to other districts and the Metro, accounting for 6.0 per cent of applications. Notably, the OD recorded a significant increase in demand for property relative to other districts in the Province between 2022 and 2023. This burgeoning demand in the region reflects the broader implications of urbanisation and the pressing need for effective housing solutions.

HOUSING DEMAND, per district, 2023



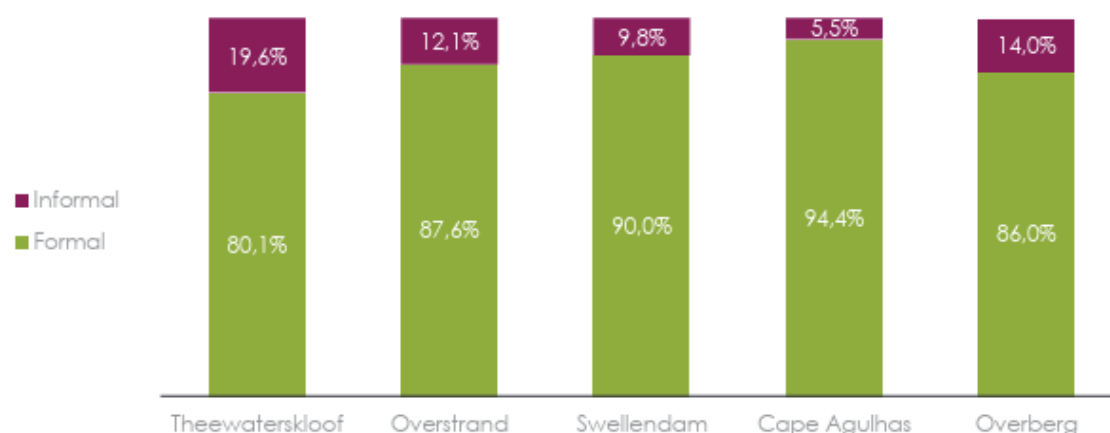
Across districts, the highest housing demand increase was in the OD, with an 11.4% year-on-year rise. CKD followed with a 6.7% increase, albeit from a low base. GRD and WCD saw modest rises of 3.3% and 3.6%, respectively, while CWD had the smallest growth at 1.1%. Housing demand is fueled by informal dwellers and formal markets' failure to cater to low-income populations.

HOUSING DEMAND, Total and Change, Overberg District, 2022-2023



### Number of proportion of Dwellings, Overberg District, 2023

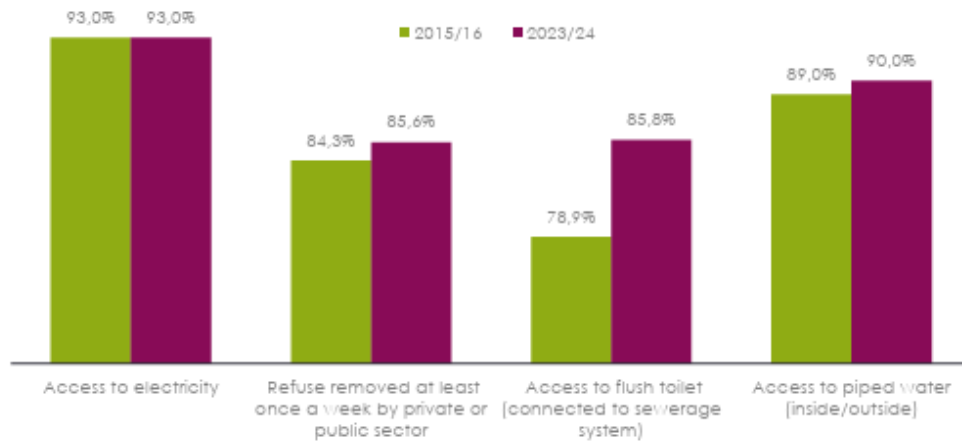
FORMAL DWELLINGS AND INFORMAL DWELLINGS, Overberg District, 2023



### ACCESS TO BASIC SERVICES, Overberg District 2015/16-2023/24

Municipalities in the OD have enhanced access to essential services overall, with the exception of electricity, where access remained unchanged. The access to a flush toilet linked to a sewage system showed the greatest enhancement, increasing from 78.9 percent to 85.8 percent. The weekly collection of refuse and access to piped water saw increases of 1.3 percent and 1.0 percent, respectively. The municipalities' efforts to enhance the delivery of essential services (under municipal/local governments) faced setbacks from floods, rising fuel prices, and restricted energy supply in the 2023/24 fiscal year. This exerted upward pressure on spending budgets and the implementation of operations.

## ACCESS TO BASIC SERVICES, Overberg District, 2015/16-2023/24



## ACCESS TO BASIC SERVICES, Overberg District, 2015-2023



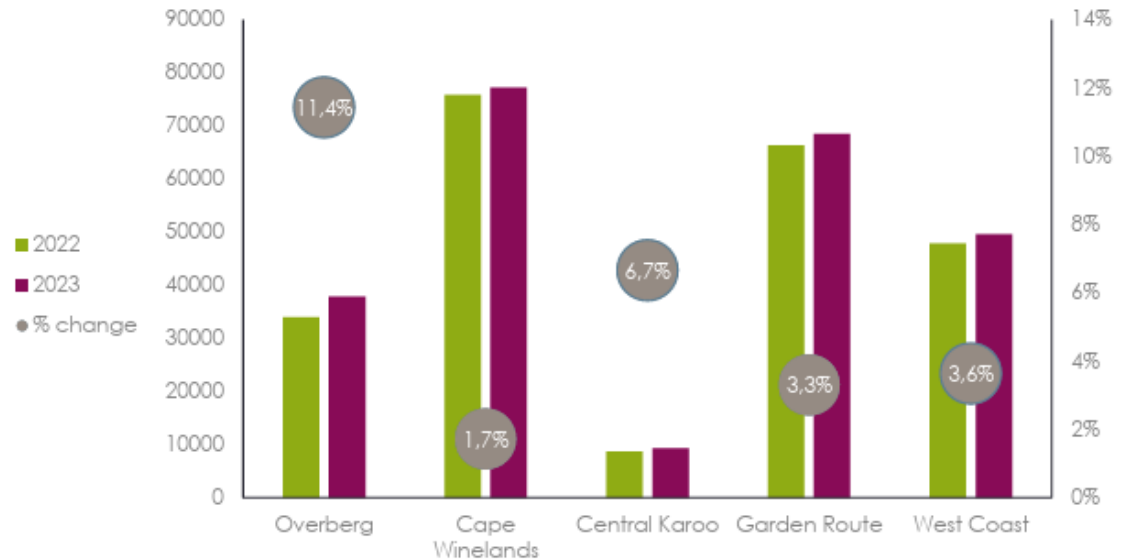
## 2.5.5 COMPARATIVE ANALYSIS: BASIC SERVICE DELIVERY WC DISTRICTS

	Western Cape	Overberg	Cape Winelands	West Coast	Central Karoo	Garden Route
Households	2 145 570	88 994	236 480	123 836	19 914	176 706
Formal main dwellings	1 576 424	73 192	194 858	107 015	19 313	149 079
House/brick structure on separate stand or yard	62.4%	74.5%	68.9%	78.2%	85.9%	76.6%
Traditional dwelling	0.1%	0.2%	0.1%	0.6%	0.4%	0.1%
Flat/simplex/duplex/triplex or room/flat on shared property	16.5%	6.6%	12.3%	6.9%	9.1%	6.3%
House/flat/room in backyard	1.5%	1.2%	1.2%	1.3%	2.0%	1.5%
Informal dwelling in backyard	6.6%	5.6%	6.1%	4.9%	0.9%	6.0%
Informal dwelling not in backyard	12.5%	10.9%	10.8%	6.8%	0.9%	8.9%
Other/unspecified	0.5%	1.0%	0.6%	1.3%	0.7%	0.6%
Piped water inside dwelling/within 200m	99.4%	99.3%	99.4%	98.3%	98.1%	97.7%
Electricity as primary source of lighting	96.6%	94.7%	96.2%	94.0%	89.9%	94.5%
Flush/chemical toilet	95.2%	97.7%	96.6%	87.1%	89.7%	96.9%
Refuse removal at least once a week	97.9%	83.8%	77.6%	76.8%	79.6%	88.5%

## 2.5.6 HOUSING DEMAND

### Housing Demand, Overberg District, 2022 – 2023

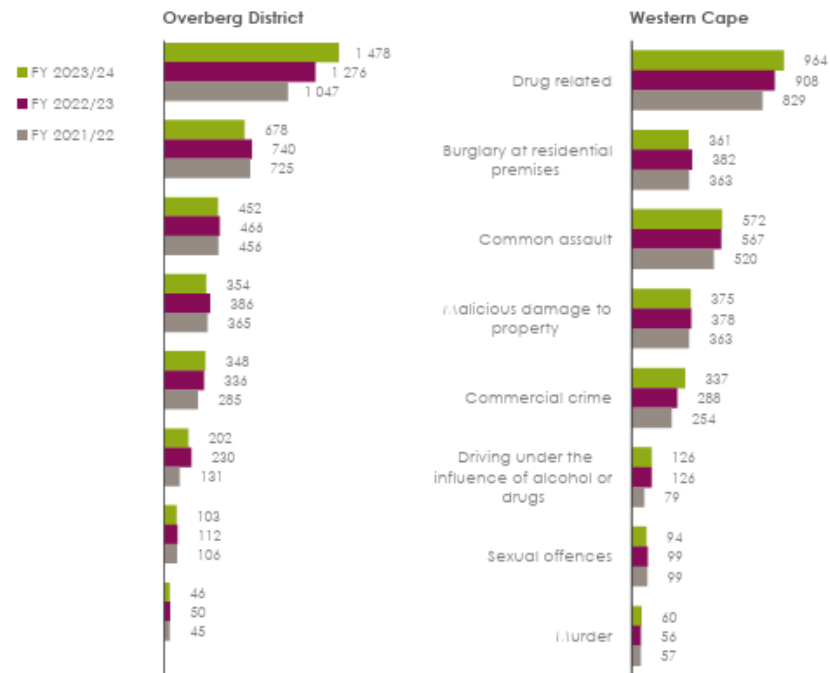
HOUSING DEMAND, Total and Change, Overberg District, 2022-2023



Across the districts, the largest demand for housing was recorded in the OD, which recorded a year-on-year change of 11.4 per cent increase. This was followed by CKD, which recorded an increase in demand of 6.7 per cent in 2023, although it was off low base. The increase in demand in the GRD and WCD is quite modest, roughly 3.3 per cent and 3.6 per cent. The CWD recorded the least growth in housing demand, at 1.1 per cent. The demand for housing is driven by the proportion of informal dwellers and the inability of formal housing markets to meet the needs of low-income populations.

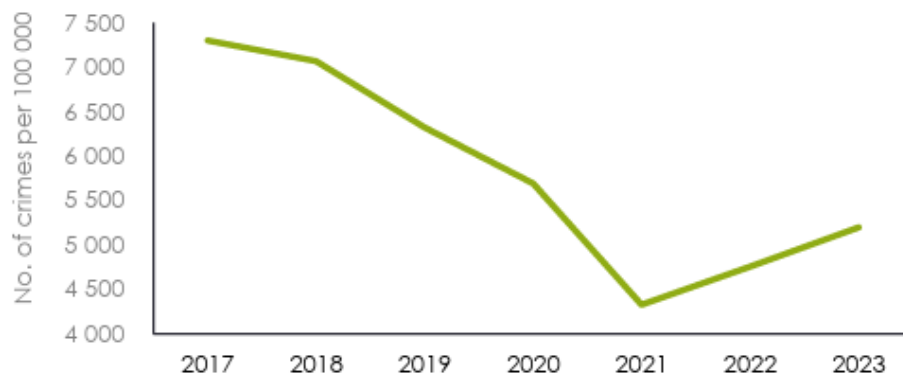
## 2.5.7 SAFETY AND SECURITY

### CRIME



The OD has struggled with high levels of drug and alcohol abuse, which are closely linked to criminal behaviour. Substance abuse can lead to increased violence, theft, and other crimes as individuals seek to support their addictions. Altogether 53 people were murdered in the OD in the period October-December 2023, an increase of 13 murders from the same period the previous year. Eighteen of these murders were reported at Grabouw Police Station (located in Theewaterskloof municipality in OD), which featured 19th on the list of Top 30 stations in the country with the highest number of murders in the Province between October and December 2023.

### SERIOUS CRIMES PER 100 000 PEOPLE, Western Cape, 2017 - 2023







# PUBLIC PARTICIPATION & IGR

### 3.1 PUBLIC PARTICIPATION

Public participation is defined as an open, accountable process through which individuals and groups within selected communities can exchange views and influence decision-making. It is further defined as a democratic process of engaging people, deciding, planning, and playing an active part in the development and operation of services that affect their lives.

According to the White Paper on Local Government, 1998, municipalities require active participation by citizens at four levels:

- ☺ As voters: to ensure maximum democratic accountability of the elected political leadership for the policies they are empowered to promote.
- ☺ As citizens: who express, via different stakeholder associations, their views before, during and after the policy development process, in order to ensure that policies reflect community preferences as far as possible.
- ☺ As consumers and end-users: who expect value for money, affordable services and courteous and responsive service.
- ☺ As organised partners involved in the mobilisation of resources for development via for profit businesses, non-governmental organisations and community-based institutions.

The Overberg District Municipality employs various methods of public participation by way of structured and functional district IGRs to further ensure an integrated planning process for the region as a whole. Refer page 102 for district public participation structures, as well as a list of National and Provincial intergovernmental structures that informs planning and decision-making on a district level. The municipality has developed a public participation policy that was tabled to the council on 31 March 2025.



## 3.2 INTERGOVERNMENTAL RELATIONS (IGR)

The Overberg District Municipality is committed to supporting and enhancing intergovernmental relations (IGR) amongst all role-players in the District, including the four Local municipalities as well as National- and Provincial Government. Intergovernmental relations between the three spheres of government are regulated by the Intergovernmental Relations Framework Act, 1997 (Act 97 of 1997).

### 3.2.1 IGR STRUCTURES

Various IGR structures coordinated by the District enhance co-operative governance, share best practices, and seek strategic consensus on addressing priorities at all levels..

#### District IGR Structures

- Municipal Managers Forum (MMF)
- District Coordinating Forum (DCF & DCFTech)
- District Skills Development Forum
- IDP Steering Committee
- District IDP Managers Forum
- District IDP Representative Forum / Sector-focused engagements
- District Public Participation & Communications Forum
- Overberg Expanded Public Works Programme Forum
- District LED & Tourism Forum
- District CRO & CAE Forum
- Supply Chain Management District Forum
- District Health Council
- Municipal Coastal Committee
- Regional Waste Forum
- Karwyderskraal Monitoring Committee
- Biodiversity and Climate Change Forum
- Kogelberg Biosphere Reserve Stakeholder Committee
- Agulhas Biodiversity Initiative (ABI)
- Bredezonderend Catchment Collaboration
- Overberg Air Quality Officers Forum
- District Fire Working Group
- Disaster Management Advisory Forum
- District Roads

#### Participation in National & Provincial IGR Structures

- Premier's Co-ordinating Forum (PCF)
- District Co-ordinating Forum (DCF & DCFTech)
- MinMay & MinMayTech
- Chief Financial Officer Forum
- LG MTEC / Integrated Municipal Engagements
- Municipal Governance Review & Outlook (MGRO) IPSS
- Provincial IDP Managers Forum

- Western Cape Districts Integrated Forum
- Provincial CRO & CAE Forum
- Western Cape Audit & Risk Conference
- Local Government Supply Chain Management Forum
- SCM/LED Indaba
- Records Management Forum
- SALGA Working Groups
- Wesgro Regional Tourism Organisation (RTO) Forum
- Provincial Local Economic Development Forum
- Provincial Public Participation Forum
- Provincial CommTech
- Provincial Skills Development Forum
- Western Cape Municipal Health Working Group
- Western Cape Air Quality Officers Forum
- Western Cape Food Control Committee
- Western Cape Public Health Forum
- Provincial Coastal Committee
- Provincial Waste Officers Management Forum
- Provincial Fire Working Group
- Provincial Disaster Management Advisory Forum
- Provincial Disaster Management: Head of Centre Meeting
- Roads Network Management
- Provincial Integrated Transport Plan Committee
- Accounting Working Group
- Municipal Accounting Forum (MAF)

### 3.2.2 IDP, PUBLIC PARTICIPATION & COMMUNICATIONS

#### □ Provincial IDP Managers Forum

The Western Cape Provincial IDP Managers Forum was established in 2011 to ensure support is provided to municipalities in drafting, reviewing, and adopting legally compliant IDPs in terms of Section 26 of the Municipal Systems Act, 2000.

Traditionally, Provincial IDP Managers I are held on a quarterly basis and rotated amongst the districts in the Western Cape. However, due to the pandemic, engagements have been held virtually, except for the last one which was a face-to-face engagement. Engagement dates:

Region	2024	2025	2026
Garden Route	5-6 December		
MS Teams	June 2024		
Overberg		Scheduled for June/July 2025	

### ❑ District IDP Managers Forum

The District IDP structure has an approved Terms of Reference in place. This consultative structure is aimed at increasing co-ordination, integration and communication between the District, Local municipalities, Provincial Government, Sector Departments, and other role-players through information sharing dialogue, capacity building and consultation on matters of mutual interest.

Host Municipality	2024	2025	2026
Swellendam LM		28 February 2025	Dates yet to be determined
Overberg DM	October 2024		
Overstrand LM		23 May 2025	
TWK LM	August 2024		
CAM			

### ❑ Western Cape Districts Integrated Forum (WCDIF)



In further enhancing the legislative mandate as prescribed in the Local Government: Municipal Structures Act, 1998 (Act 117 of 1998), to ensure integrated development planning for the district as a whole, it was considered strategic to establish a platform that would ensure the integrity of methodologies used in the development of Integrated Development Plans (IDP s). This is a collaborative platform which includes all District municipalities in the Western Cape. DLG is invited as and when identified to assist or advise on certain matters. The last WCDIF was held during March 2025.

### ❑ Provincial Public Participation Forum

The Provincial Public Participation Forum is held on a quarterly basis. Due to the pandemic, some of the scheduled engagements unfortunately could not take place. This Forum serves as a platform to share information, best practices and issues of mutual interest and concern relating to public participation and communication with the view of enhancing participatory democracy. Particular emphasis is placed on Ward Committee Systems and functionality. The next forum is scheduled to take place on 29-30 May 2025.

### ❑ Provincial CommTech Forum

Provincial CommTech were held on 14&15 November 2024.



## ☐ District Public Participation and Communications Forum

Mode	2024	2025
Virtual	26 June 2024	26 March 2025
	10 September 2024	13 June 2025 ( <i>scheduled</i> )
	3 December 2024	26 September 2025 ( <i>scheduled</i> )
		November 2025 ( <i>scheduled</i> )

## ☐ District IDP Awareness

As part of the ODM's Awareness Campaign, the IDP & Communications Department conducted a District IDP Awareness Session for senior students from two Bredasdorp high schools. The session provided an overview of the roles of District and Local Municipalities, alongside the District's 5th Generation Integrated Development Plan (IDP) for 2022/23 – 2026/27. It emphasized the ODM's crucial functions affecting residents, including roads maintenance, municipal health services, environmental management, firefighting, disaster management, social development, and regional economic development and tourism. Additionally, the roles of Municipal Health Services and Fire Services were discussed.





The objective was to raise awareness and educate participants about the municipality's Integrated Development Plan and key district municipality services.

The IDP & Communications Department of the Overberg District Municipality conducted an awareness session on 1 November at the Caledon Town Hall. The event aimed to inform communities about the Municipality's service delivery roles, emphasizing inter-departmental collaboration among the Roads Depot, Municipal Health Services, and Environmental Management Services.



## ❑ District Participation in Local Municipal Public Participation Engagements

As indicated in its Process Plan, the local municipalities conducted public participation engagements with various sectors. The district supports the Overberg Local Municipalities by attending engagements where possible. Matters requiring possible District intervention:

Inputs & Comments	
<b>Uilenkraalsmond Resort</b>	<ol style="list-style-type: none"> <li>1. Restore the security building:</li> <li>2. The ablution building need a walk through inside and outside as they are in desperate need of fixing what is broken and possibly an upgrade if one would look at other resort bathrooms.</li> <li>3. The road surface have been patched to a poor standard and potholes have become huge, a road resurfacing is required.</li> <li>4. Cut grass is side streets as well. Not just the mains streets.</li> <li>5. The owl's pub hall has so much potential, is there any plans to utilise this for community purposes more often to avoid that the building deteriorate?</li> <li>6. There has also been a lot of unhappiness from the tenants this past few months on the levies charged and the proposed budget increase. How should we address the matter to apply for levies to be readjusted to reflect the same as other residential properties in the area? Some resorts are often serviced at a slight discounted rate, is such discount currently applied to Uilenkraalsmond or what is required to qualify for such discount?</li> <li>7. There is also unhappiness about the frustrations in services caused by the shared responsibilities of municipalities. Is there a process where all services can be carried over to Overstrand Municipality? The result is that service delivery is affected, it is not up to standard and the tenants are suffering from the current arrangement. Government is here to serve, can we get the right people around the table to see if we can come up with a BETTER solution?</li> </ol>
	<p><b>CAM:</b> Scraping of gravel roads at least x2 per quarter – Spanjaardskloof</p> <p><b>CAM:</b> Deforestation of trees along the gravel roads - Spanjaardskloof</p>
	<p><b><u>Swellendam:</u></b>  Safehouse and Rehab centre  Land for small farmer and SMME development</p> <p><b><u>Fire Management</u></b>  Cleaning of Port Jackson along Malgas(Diepkloof) and Infanta Road  Creation of fire breaks / Disaster Management Awareness</p> <p><b><u>Roads</u></b>  Grading of roads  Maintenance of road at Aasbank  Alternative access to Infanta through de Hoop  Water tanker  Improvement and maintenance of potholes and stormwater drainange.  Speed bumps and signage on tar road at Diepkloof  Access roads improvement  Tar road extension Malgas/Pont Rd  Purified water needed for people and animals (on farms), Overberg Water Services</p> <p><b><u>Malgas Pont</u></b>  1. Requested entrance signage from the areas of Swellendam / Buffeljagsrivier / Bredasdorp / Heidelberg</p>

	<p><b>Upgrading/Tarring of roads</b> Measures to reduce dust from MR268 gravel road in front of Infanta Park. The speed limit was reduced from 80kph to 60kph in front of Infanta Park. The request was, and still is, to have it reduced to 40kph.</p> <p><b>Fire services</b> Clearing of bushes along the Infanta gravel road MR 268 up to pan at Kuhn's Kraal</p> <p><b>Upgrading/Tarring of roads (Alternative Access)</b> Alternate access to Infanta: through de Hoop in the event of fire or flooding at Diepkloof. This is not</p>
--	---

### 3.2.3 PROVINCIAL / MUNICIPAL STRATEGIC ENGAGEMENTS

The following table provides a summation of engagements between the Western Cape Provincial Government and Municipal Top Management.



Engagement	Purpose	Content	Outcome / Way Forward
<b>19 Feb 2025</b>  Overberg DCF Tech / Technical Integrated Municipal Engagement (TIME)	<ul style="list-style-type: none"> <li>Integrated approach towards sustainable local government.</li> <li>Mid-year budget and performance assessment.</li> <li>To have a dialogue on provincial and local policy priorities and changes that will guide municipal planning.</li> </ul>	<ul style="list-style-type: none"> <li>Municipal governance and service delivery post LGE.</li> <li>Infrastructure planning, financing and performance.</li> <li>Asset management.</li> <li>Balance between SCM compliance and service delivery.</li> <li>District overview on spatial environmental governance and performance.</li> </ul>	TIME conducted in accordance with the JDMA. Key transversal risks, challenges and opportunities presented from a district perspective.
<b>6 May 2025</b>  Strategic Integrated Municipal Engagement (SIME)	<ul style="list-style-type: none"> <li>Integrated Planning and Budgeting Assessment</li> <li>Analysis of Municipal IDP, SDF and Budget</li> </ul>	<ul style="list-style-type: none"> <li>Provincial assessments of Draft IDP and Budget afford the provincial sphere of government an opportunity to exercise its monitoring and support role to munics as stipulated by the Constitution.</li> </ul>	Recommendations received have been considered for inclusion in the Final IDP and Budget.

### 3.2.4 ASSESSMENT: ODM DRAFT INTEGRATED DEVELOPMENT PLAN

#### Response to SIME / LG MTEC Draft IDP Assessment Findings

Key Finding	ODM Response to Finding
The Municipality's implementation of the IDP over the current term of office shows a strong performance, despite a minor decrease in the performance of the KPAs over the 2022/23 – 2023/24 reporting periods.	Regional Economic Development strategy (REDS) - district wide economic planning Investigate linking Agricultural with manufacturing? Review Disaster Management plan – Done on yearly basis Implement strategy to Monitoring performance targets



# GOVERNMENT IMPERATIVES

## 4.1 NATIONAL DEVELOPMENT PLAN (NDP)

The NDP aims to eliminate poverty and reduce inequality by 2030. According to the plan, South Africa can realise these goals by drawing on the energies of its people, growing an inclusive economy, building capabilities, enhancing the capacity of the state, and promoting leadership and partnerships throughout society. The private sector has a major role to play in achieving these objectives. Long-term planning and investment in the future is just as important for the private as the public sector.



## 4.2 SUSTAINABLE DEVELOPMENT GOALS (SDGs)



The Sustainable Development Goals (successor to the Millennium Development Goals), officially known as Transforming Our World: the 2030 Agenda for Sustainable Development, is a set of seventeen aspirational “Global Goals” with 169 targets between them spearheaded by the United Nations, through a deliberative process involving its 194 Member States and global civil society.


The Overberg District Municipality supports and ensures alignment of its long-term strategic goals and initiatives with the above sustainable development goals.



## 4.3 INTEGRATED URBAN DEVELOPMENT FRAMEWORK (IUDF)

### □ Core Elements of the IUDF

<b>Vision</b>	Liveable, safe, resource-efficient cities and towns that are socially integrated, economically inclusive and globally competitive, where residents actively participate in urban life.
<b>Strategic Goals</b>	<ul style="list-style-type: none"> <li>▪ Inclusion and Access</li> <li>▪ Inclusive Growth</li> <li>▪ Effective Governance</li> <li>▪ Spatial Integration</li> </ul>
<b>Levers</b>	<ul style="list-style-type: none"> <li>▪ Integrated urban planning and management</li> <li>▪ Integrated transport and mobility</li> <li>▪ Integrated and sustainable human settlements</li> <li>▪ Integrated urban infrastructure</li> <li>▪ Efficient land governance and management</li> <li>▪ Inclusive economic development</li> <li>▪ Empowered active communities</li> <li>▪ Effective urban governance</li> <li>▪ Sustainable finances</li> </ul>



## 4.4 IDPs AND ONE PLANS AS PART OF THE DISTRICT DEVELOPMENT MODEL

Reference is made to Circulars 11 of 2020 and 1 of 2021. The District Development Model (DDM) is an operational model for improving cooperative governance aimed at building a capable, ethical and developmental state. The DDM is an intergovernmental approach for more effective joint planning, budgeting and implementation over multi-year planning and electoral cycles.

This joint work is expressed through the formulation and implementation of a **“One Plan” which is a long-term strategic framework guiding investment, service delivery and development.**

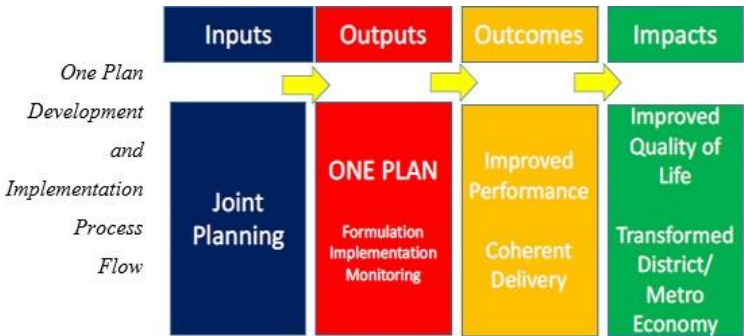
The institutional arrangements for the DDM are aimed at sustaining a programmatic approach to cooperative governance and IGR centred on the One Plan and the related reprioritisation processes to be undertaken by all spheres, departments, entities and municipalities. This will culminate in both political and technical work streams that will need to be managed at the level of district/metro hubs for the co-creation of the joined up one plans by and for all three spheres of Government.

The management is undertaken by two key committees. At the level of the district/metro hub, the two committees will be responsible for the management of the one plan process, i.e.

- The DDM Political Committee (DCF): Provides political leadership, oversight and support to the hubs; whereas
- The District Technical (MMF) Committee will oversee the technical work of the district hubs.

Another committee/structure that will be responsible to coordinate the implementation of the One Plan is the Joint District/Metro Approach (JDMA) Team as established by Department Local Government. Each of these committees will interface with the rest of the institutional teams based on political and technical interfaces. In essence, these committees will drive the work of the district hubs including intergovernmental collaboration required to develop the joined up one plans.

The One Plan is also not a simple summation of entity plans but a strategic collaboratively synthesised plan that articulates development outcomes, targets and commitments. It is not in the same form or detail as existing long-term plans (Sector Plans, PGDSs, GDSs or CDSs) and does not play the same role as these plans. It is a strategic intergovernmental framework not belonging to any particular sphere or department. It is in the form of an intergovernmental and social compact that sets the broad direction, targets and synergies to inform all planning.



**4.5 WESTERN CAPE PROVINCIAL STRATEGIC PLAN (PSP)**

The PSP defines the overarching priorities and strategic direction for the WCG, providing a framework for integrated and coordinated action across departments. It establishes high-level outcomes and priorities to achieve shared, resident-centric development, guiding departmental and portfolio-level planning.

Departments are responsible for operationalizing the PSP by implementing projects and programmes within their respective mandates. Departmental Strategic Plans (SPs), set every five years, reflect institutional outcomes and targets. The SPs inform Annual Performance Plans (APPs) which outline departmental outputs, targets, and budgets, reflecting strategic alignment and resource allocation. Portfolios consist of high-priority departmental projects and programmes that are collectively managed to ensure a cohesive approach to achieving shared outcomes. By translating PSP direction into actionable programmes, portfolios foster integration and promote collective impact across the province.

**2025-2030**

The PSP 2025–2030 builds on the Recovery Plan’s framework, retaining the four priorities—Growth for Jobs, Wellbeing, Safety, and Innovation, Culture & Governance—but evolves their conceptualisation as "portfolios" to reflect their strategic role in government. Wellbeing is renamed Educated, Healthy, and Caring Society to better reflect the scope of the portfolio, and the apex priority for the five-year period is helping businesses to grow and create jobs and equipping residents to get those jobs. This iteration introduces an Integrated Change Strategy, which prioritises a resident-centric approach to service delivery and resilience and emphasises enhanced integration across the four portfolios.

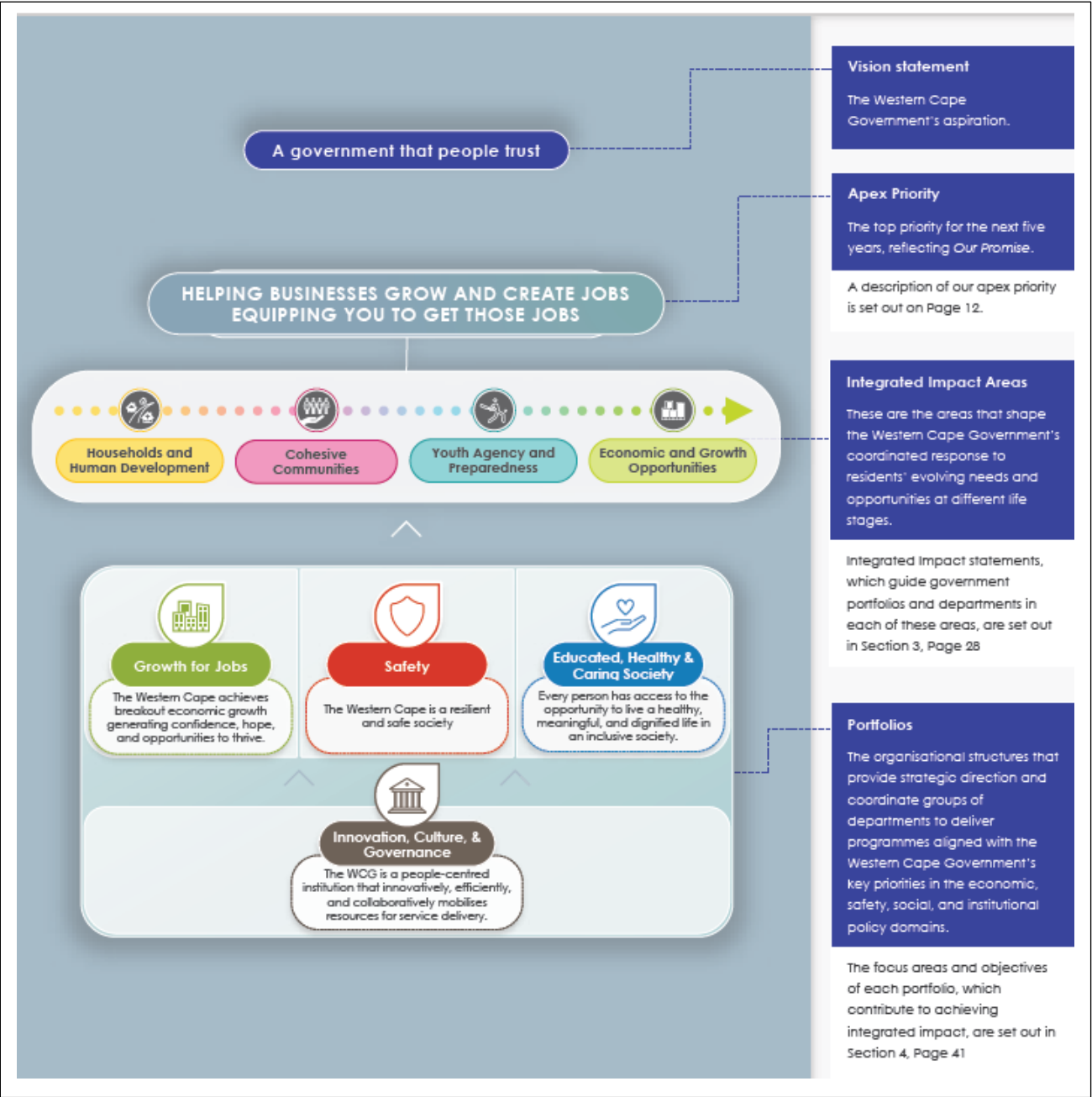


## **REALISING A VISION FOR THE WESTERN CAPE**

The WCG commits to building a values-based competent state that enables opportunity and promotes responsibility in a safer Western Cape.

- ◆ We will live and be held accountable to our values as a government, and we will continue to build the capable state on this foundation.
- ◆ We will continue delivering opportunities to our people and we will expect them to take responsibility for improving their own lives.
- ◆ We will make this Province safer under the Rule of Law.

This Vision is expressed in the Overview of the Provincial Strategic Plan for 2025-2030:



4.6 OVERBERG ALIGNMENT WITH GOVERNMENT STRATEGIC DIRECTIVES

The following table depicts how the Overberg Region intends to respond and align with National and Provincial Government strategic directives.

National Development Plan (2013)	National Outcomes (2010)	WC Provincial Strategic Plan (2019-2024)	IDP Goals per Municipality in Overberg Region				
			Cape Agulhas	Overstrand	Theewaterskloof	Swellendam	Overberg DM
<b>Chapter 9:</b> Improving education, training and innovation	<b>NO1:</b> Improved quality of basic education	<b>VIP 3:</b> Empowering people	<b>CAM SO4:</b> To provide community services.	<b>OSM SG5:</b> The promotion of tourism, economic and social development.	<b>TWK SO13:</b> Improve the social fabric of the TWK community  <b>TWK SO6:</b> To maintain and improve basic service delivery and social amenities for the TWK community.	<b>SWE SO5:</b> Promote good governance and community participation.	<b>ODM SG1:</b> To ensure the health and safety of all in the Overberg through the provision of efficient basic services and infrastructure.
<b>Chapter 10:</b> Health care for all	<b>NO2:</b> A long and healthy life for all South Africans	<b>VIP 1:</b> Safe and cohesive communities	<b>CAM SO3:</b> To ensure infrastructure – electricity and technical.  <b>CAM SO4:</b> To provide community services.  <b>CAM SO5:</b> To create a safe and healthy environment.	<b>OSM SG5:</b> The promotion of tourism, economic and social development.	<b>TWK SO5:</b> To ensure continuous and sustainable maintenance, replacements and upgrades of municipal infrastructure  <b>TWK SO6:</b> To maintain and improve basic service delivery and social amenities for the TWK community.  <b>TWK SO8:</b> Increase Community Safety through traffic policing, bylaw enforcement	<b>SWE SO2:</b> Create a safe and healthy living environment.	<b>ODM SG1:</b> To ensure the health and safety of all in the Overberg through the provision of efficient basic services and infrastructure.
<b>Chapter 12:</b> Building safer communities  <b>Chapter 11:</b> Social protection	<b>NO3:</b> All people in South Africa are and feel safe	<b>VIP 1:</b> Safe and cohesive communities	<b>CAM SO3:</b> To ensure infrastructure – electricity and technical.  <b>CAM SO4:</b> To provide community services.  <b>CAM SO5:</b> To create a safe and healthy environment.	<b>OSM SG4:</b> The creation and maintenance of a safe and healthy environment.	<b>TWK SO5:</b> To ensure continuous and sustainable maintenance, replacements and upgrades of municipal infrastructure  <b>TWK SO6:</b> To maintain and improve basic service delivery and social amenities for the TWK community.  <b>TWK SO8:</b> Increase Community Safety through traffic policing, bylaw enforcement	<b>SWE SO2:</b> Create a safe and healthy living environment.	<b>ODM SG1:</b> To ensure the health and safety of all in the Overberg through the provision of efficient basic services and infrastructure.
<b>Chapter 3:</b> Economy and employment	<b>NO4:</b> Decent employment through inclusive economic growth	<b>VIP 2:</b> Growth and jobs	<b>CAM SO4:</b> To provide community services.	<b>OSM SG5:</b> The promotion of tourism, economic and social development.	<b>TWK SO11:</b> Create an enabling environment in order to maintain existing business and attract new investments into the TWK area.  <b>TWK SO12:</b> Promote the second and Township economy (SMME Development)	<b>SWE SO4:</b> Enhance economic development with focus on both first and second economies.	<b>ODM SG2:</b> To promote local economic development by supporting initiatives in the District for the development of a sustainable district economy.

<b>Chapter 9:</b> Improving education, training and innovation	<b>NO5:</b> A skilled and capable workforce to support an inclusive growth path	<b>VIP 5:</b> Innovation and culture	<b>CAM SO4:</b> To provide community services.	<b>OSM SG5:</b> The promotion of tourism, economic and social development.	<b>TWK SO3:</b> To ensure a healthy and productive workforce by creating a conducive working environment  <b>TWK SO4:</b> Refine and Improve the institutional Capacity of the Municipality	<b>SWE SO 6:</b> Create a capacitated, people-centred institution.  <b>SWE SO7:</b> Improve financial viability and management.	<b>ODM SG3:</b> To ensure municipal transformation and institutional development by creating a staff structure that would adhere to the principles of employment equity and promote skills development.
<b>Chapter 4:</b> Economic infrastructure	<b>NO6:</b> An efficient, competitive and responsive economic infrastructure network	<b>VIP 2:</b> Growth and jobs	<b>CAM SO3:</b> To ensure infrastructure – electricity and technical.  <b>CAM SO4:</b> To provide community services.  <b>CAM SO5:</b> To create a safe and healthy environment.	<b>OSM SG2:</b> The provision and maintenance of municipal infrastructure.	<b>TWK SO5:</b> To ensure continuous and sustainable maintenance, replacements, and upgrades of municipal infrastructure  <b>TWK SO6:</b> To maintain and improve basic service delivery and social amenities for the TWK community.	<b>SWE SO1:</b> Enhance access to basic services and address maintenance backlogs.  <b>SWE SO4:</b> Enhance economic development with focus on both first and second economies.	<b>ODM SG1:</b> To ensure the health and safety of all in the Overberg through the provision of efficient basic services and infrastructure.
<b>Chapter 6:</b> Inclusive rural economy	<b>NO7:</b> Vibrant, equitable and sustainable rural communities with food security for all	<b>VIP 4:</b> Mobility and spatial transformation	<b>CAM SO4:</b> To provide community services.	<b>OSM SG5:</b> The promotion of tourism, economic and social development.	<b>TWK SO6:</b> To maintain and improve basic service delivery and social amenities for the TWK community. <b>TWK SO12:</b> Promote the second and Township economy (SMME Development)	<b>SWE SO4:</b> Enhance economic development with focus on both first and second economies.	<b>ODM SG2:</b> To promote local economic development by supporting initiatives in the District for the development of a sustainable district economy.
<b>Chapter 8:</b> Transforming human settlements	<b>NO8:</b> Sustainable human settlements and improved quality of household life	<b>VIP 4:</b> Mobility and spatial transformation  <b>VIP 5:</b> Innovation and culture	<b>CAM SO3:</b> To ensure infrastructure – electricity and technical.  <b>CAM SO4:</b> To provide community services.  <b>CAM SO5:</b> To create a safe and healthy environment.	<b>OSM SG5:</b> The promotion of tourism, economic and social development.	<b>TWK SO5:</b> To ensure continuous and sustainable maintenance, replacements & upgrades of municipal infrastructure  <b>TWK SO9:</b> Ensure the provision of Sustainable & integrated Human S/ments through Accelerating Affordable Housing Projects.  <b>TWK SO10:</b> Upgrading informal settlements and prioritising most needy in housing allocation	<b>SWE SO3:</b> Develop integrated and sustainable settlements with the view to correct spatial imbalances.	<b>ODM SG1:</b> To ensure the health and safety of all in the Overberg through the provision of efficient basic services and infrastructure.
<b>Chapter 13:</b> Building a capable and	<b>NO9:</b> A responsive, accountable,	<b>VIP 5:</b> Innovation and culture	<b>CAM SO1:</b> To establish a culture of good governance.	<b>OSM SG1:</b>	<b>TWK SO1:</b>	<b>SWE SO5:</b>	<b>ODM SG4:</b> To attain and maintain financial viability and

developmental state  <b>Chapter 14:</b> Fighting corruption	effective and efficient local government system		<b>CAM SO2:</b> To ensure long-term financial sustainability.	The provision of democratic, accountable and ethical governance.	Work towards a sustainable future through sound financial management and continuous revenue growth  <b>TWK SO2:</b> To provide democratic, responsive and accountable government for the local communities	Promote good governance and community participation.	sustainability by executing accounting services in accordance with National policy and guidelines.  <b>ODM SG5:</b> To ensure good governance practices by providing a democratic and pro-active accountable govt and ensuring community participation through existing IGR structures.
<b>Chapter 5:</b> Environmental sustainability and resilience	<b>NO10:</b> Environmental assets and natural resources that are well protected and continually enhanced	<b>VIP 4:</b> Mobility and spatial transformation	<b>CAM SO3:</b> To ensure infrastructure – electricity and technical.  <b>CAM SO4:</b> To provide comm serv.  <b>CAM SO5:</b> To create a safe and healthy environment.	<b>OSM SG4:</b> The creation and maintenance of a safe and healthy environment.	<b>TWK SO5:</b> To ensure continuous and sustainable maintenance, replacements and upgrades of municipal infrastructure  <b>TWK SO7:</b> Improved Environmental Management	<b>SWE SO4:</b> Enhance economic development with focus on both first and second economies.  <b>SWE SO2:</b> Create a safe and healthy living environment.	<b>ODM SG1:</b> To ensure the health and safety of all in the Overberg through the provision of efficient basic services and infrastructure.
<b>Chapter 15:</b> Nation building and social cohesion  <b>Chapter 7:</b> South Africa in the region and the world	<b>NO11:</b> Create a better South Africa and contribute to a better and safer Africa and World	<b>VIP 5:</b> Innovation and culture	<b>CAM SO1:</b> To establish a culture of good governance.	<b>OSM SG3:</b> Encouragement of structured community participation in the matters of the municipality.	<b>TWK SO2:</b> To provide democratic, responsive and accountable government for the local communities	<b>SWE SO4:</b> Enhance economic development with focus on both first and second economies.	<b>ODM SG5:</b> To ensure good governance practices by providing a democratic and pro-active accountable government and ensuring community participation through existing IGR structures.
<b>Chapter 14:</b> Fighting corruption	<b>NO12:</b> An efficient, effective and development-oriented public service and an empowered, fair and inclusive citizenship	<b>VIP 1:</b> Safe and cohesive communities	<b>CAM SO1:</b> To establish a culture of good governance.	<b>OSM SG1:</b> The provision of democratic, accountable and ethical governance.	<b>TWK SO2:</b> To provide democratic, responsive and accountable government for the local communities	<b>SWE SO7:</b> Improve financial viability and management.  <b>SWE SO5:</b> Promote good governance and community participation.	<b>ODM SG5:</b> To ensure good governance practices by providing a democratic and pro-active accountable government and ensuring community participation through existing IGR structures.



## SECTOR ALIGNMENT

## 5.1 OVERBERG JOINT DISTRICT AND METRO APPROACH (JDMA)

### THE ORIGIN

Prior to 2019, the Western Cape Province made a strategic decision to introduce the principles of co-planning, co-budgeting and co-implementation based on geographical areas, and this decision was approved by the Premier's Coordinating Forum (PCF). The Joint District and Metro Approach (JDMA) was then born.

In the 2019 State of the Nation Address the President raised the urgency for adopting a district-based approach to “speed up service delivery, ensuring that municipalities are properly supported and adequately resourced”. COGTA then announced the District Development Model. However, by then the JDMA was already institutionalized and operationalized.

### BACKGROUND

The JDMA is a geographical district and team-based, citizen focused approach, with a single implementation plan to provide developmental initiatives and government services to the people. The key principle being Collaboration: co-planning, co-budgeting, co-implementation that translate to service delivery in communities. The JDMA created a collaborative space which enabled a conducive environment to effect projects to ultimately positively impact the lives of the people of the Overberg Region.



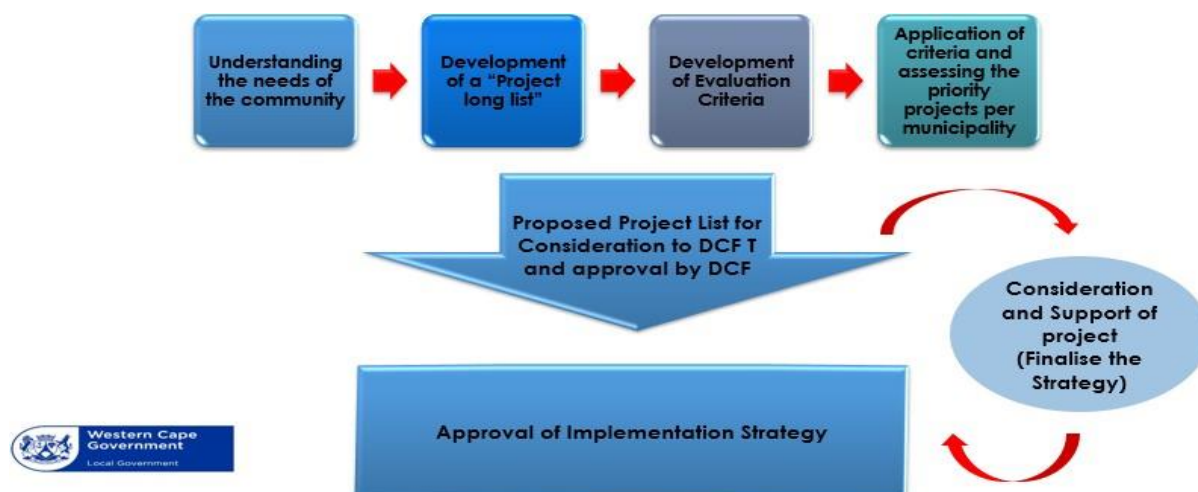
### JDMA OBJECTIVES

- ◆ To promote horizontal interface between Western Cape Government (WCG) Departments;
- ◆ To promote vertical interface between national, provincial and local government;
- ◆ To enhance co-planning, co-budgeting and co-implementation to ensure the silo approach is minimized;
- ◆ To avoid duplication and maximizing impact through combined coordination efforts;
- ◆ To enhance alignment of long-term and short-term planning as well as alignment between different sectoral planning;
- ◆ To strengthen and enhance the capacity to support local government;
- ◆ To promote sustainable development in order to contribute to equality, poverty eradication and job creation;
- ◆ To ensure increased oversight over financial management and monitoring, including budgeting and expenditure controls; and
- ◆ To strengthen monitoring and evaluation of project implementation.

*Refer Chapter 12, section 12.1, for JDMA project implementation and progress.*



## ANNUAL JDMA PROCESS



## OVERBERG JDMA PARTNERS (INTERFACE TEAM)

National Departments		Provincial Departments	
Department	Name of Official	Department	Name of Official
Water and Sanitation	John Roberts	Agriculture	Japie Kritzinger (Head Office)
Agriculture, Land Reform Rural Dev	Esmerelda Reid	Social Development	Dianne De Bruyn (District)
SAPS	Brig Donovan Heilbron	Transport and Public Works	Nicky Brown (Head Office)
National Public Works and Infrastructure	Singatha Maholwana	Health	Wilhelmina Kamfer (District)
Dept Small Business Dev	Winston Baatjes	Community Safety	Fuad Davis (Head Office)
Municipal Officials		Human Settlements	Elmay Pelser (Head Office)
		Provincial Treasury	Malcolm Booysen (Head Office)/ Steven Kenyon (Head Office)
Municipality	Name of Official	Education	Lance Abrahams Gerrit Coetzee (Head Office) Hillary Smith
Overberg DM	Patrick Oliver	Economic Development	John Peters (Head Office)// Fayruz Dharsey (Head Office)// Johann Bester (Head office)
Swellendam	Anneleen Vorster	Environmental Affairs & Development Planning	Helena Jacobs (Primary) Thea Jordan (Alternate) Project specific representatives: Lance Mabain-Charles, Belinda Langenhoven (Waste Management) Keshni Rughoobee & Raudhiyah Sahabodien (Development Facilitation and Spatial)
Overstrand	Rochelle Louw		
Cape Agulhas	Tracey Stone		
Theewaterskloof	Wilfred Solomons-Johannes		
Established Committees			
Economic Cluster (Chaired by Sally Madikane)			
IDP Cluster (Chaired by Nikki Duplessis; Support: Charmaine Mabasa)			

### 5.1.1 JDMA IMPLEMENTATION STRATEGY – DDM ONE PLAN

The JDMA Principles and JDMA Implementation Strategy with catalytic projects were unanimously supported, adopted and endorsed by the District Coordinating Forum Technical (DCF Tech) and DCF in the Overberg on 30 June 2021. The Strategy is a static document that will be updated as conditions change. Strategic processes and principles also taken into consideration:

- ◆ District Economic Recovery Strategy
- ◆ Provincial Strategic Priorities
- ◆ Provincial Economic Recovery Plan
- ◆ Transversal priorities
- ◆ SDF and IDP (newly developed District SDF adopted in tandem with 5-year IDP on 30 May 2022)



On 24 May 2022, an Overberg JDMA Interface Team Consultative Session was held with the view to reviewing the Overberg JDMA Implementation Strategy. An overview was presented in terms of the implementation of JDMA projects, the status, and progress to date.

This was followed by a ‘wellness’ presentation which addresses an approach to integrating mental health in the JDMA. Key priorities as identified in Overberg IDPs were evaluated, and a ‘long list’ of projects per municipality identified. A scoring criteria is to be applied to each identified project, for the final ‘long list’ of projects to be presented to the DCFtech and DCF.

**During a JDMA interface meeting at the start of 2024 a shift in focus to regional catalytic priorities were proposed. The suggestion will be presented to the Overberg DCF tech and DCF for approval.**

*(Refer Chapter 12, section 12.1, for project information)*

## 5.2 OVERBERG SECTOR PLANS

Sector Plan	ODM	Cape Agulhas	Overstrand	Theewaterskloof	Swellendam
Air Quality Management Plan	Adopted Feb 2013; to be reviewed Feb 2024	Adopted 27 May 2014; reviewed 2019	27 March 2013; to be reviewed 2017	Approved 27 May 2015;to be reviewed in 2024	Approved by Council on 3 December 2015. Plan under review and approved by 2023-2024. Limited funding to appoint a dedicated officer.
Capital Investment Plan	For consideration	Adopted 25 March 2021;will be reviewed in 2022	No	LTFP approved 23 January 2020; to be reviewed in 2023	To be reviewed; 5-Year Plan – in process
Capital Reserve Fund Plan	For consideration	Adopted 25 March 2021;will be reviewed in 2022	-	Plan approved July 2016;updated 23 Jan 2020; Review 2023	-
Climate Change AdaptationSummary	2018	-	-	-	-
Climate Change ResponseFramework	Approved 30 October 2017	-	-	-	-
Coastal Management Plan	Currently in Phase 3 of development; to be reviewed after drafting of Provincial Plan in 2023	N/A	No	-	As per District CMP
Disaster Risk Management Plan	Adopted 28 September 2012; to be reviewed 6 June 2022	N/A	To be reviewed	Approved May 2011; updated May 2011; to be reviewed in 2025	In progress
District IDP Framework Plan	Adopted 28 March 2022	N/A	N/A		N/A
Electrical Implementation Plan	Approved 28 March 2022	Linked to the Master Plan	Reviewed Oct 2016 (Annexure to Master Plan)	Reviewed June 2015; Implementation Plan part of Master Plan; to be reviewed in 2023	To be developed in 2022/23
Electricity Supply Master Plan	N/A	Adopted June 2017; To be reviewed 2022/23	Approved 2005; reviewed Oct 2016	Reviewed June 2015	To be addressed in the 2022-2023 financial year
Employment Equity Plan	5-year EE plan 1 October 2021 –30 September 2026	07 October 2020 ( 5-year plan 2020 – 2025)	Approved 26 Nov 2008	Approved 28 Sept 2017; to be reviewed 15 July 2022	The consultative processes for review of current EE Plan will be finalised by 30 Sep 2022. Council to adopt EE Plan by June 2023

Energy/Electricity Plan	N/A	Linked to the Master Plan	Yes – 5-Year Master Plan	Master Plan updated 2015; to be reviewed in 2023	Yes – 3-Year Master Plan
Enhanced Audit and Performance Audit Committee Charter	Approved 28 March 2022	-	-	-	-
Environmental Management Framework	N/A	N/A	Adopted 25 Jun 2014; to be reviewed 2017	Require funding	TBC
Environmental Management System	N/A	N/A	Adopted 2 Dec 2016	Require funding.	-
Environmental Plan (EP)	N/A	N/A	Approved	Require funding.	To be developed during 2022- 2027 period; no budget
Estuary Management Plans	N/A	N/A	Draft in place	-	Breederivier Estuary Mgt Plan & River Management Plan currently in final drafting process
Finance Management Plan	New Financial Sustainability Plan tabled 2022	November 2020 (SEM tender)	Long-term Plan approved 29 May 2013	LTFP approved 23 January 2022	10 Year Plan 2016-2025 revisited annually – approved by Council 13 December 2015
Fraud Prevention Plan	Adopted 25 Apr 2016, Revised on 22 August 2022		Approved 26 Nov 2008	29 October 2020	Adopted 29 June 2017
Gravel Road Management System	N/A	2019	Approved	Adopted 24 February 2015; to be updated 2023/24	-
Growth and Development Strategy	-	-	-	-	Adopted 12 June 2021; review and submit to Council by 30 June 2022
Growth Management Strategy	N/A		Approved 26 Jan 2011; to be reviewed 2017	-	-
Heritage Study	N/A	N/A	Yes	-	Municipality developed and approved a Heritage Plan in 2013, under review during 2022-2027 period; require funding
Human Settlement Plan (BESP)	N/A	To be reviewed June 2022	Adopted May 2016	Updated in 2020; to be reviewed in 2025	Approved by Council on 30 April 2015 (10-year plan)
Infrastructure Growth Plan	N/A	To be reviewed June 2022	Water and Sewerage Master Plan form part of WSDP (refer WSDP for Water and Sewerage)	Adopted 2017/18; to be reviewed in 2023	To be developed in 2023-2024
Integrated Dev Framework	N/A		Adopted 25 Jun 2014	-	

Integrated Environmental Programme	Environmental Management Policy adopted 8 Dec 2014	N/A	Approved	Require funding	To be drafted once Estuary Management Plan finalised
Integrated HIV/Aids Plan	Yes	No	Yes	Integrated Development Policy 30 March 2013	Approved Dec 2014; to be reviewed
Integrated Transport Plan	Approved 25 October 2021	Part of DMs	29 May 2015	DTPW currently updating Overberg ITPs adopted 2022 and to be updated in 2027	Yes, at District level. SDM submitted inputs to the 2020 Final DITP
Integrated Waste Management Plan	Adopted 25 March 2019;	ITP for CAM incorporated In District ITP. CAM ITP tabled to 26 August 2021	Approved 27 May 2009	3 <sup>rd</sup> Generation IWMP approved 24 Feb 2015; 4 <sup>th</sup> Generation in draft form; review in process	Resubmission of Final WM Policy to Council 28 Jan 2021; IWMP budgeted for 2022-23; Model Draft IWM By-law; Emergency response plan for 5 land fill sites – no budget
Invasive Species Monitoring, Control and Eradication Plan	Completed 2020	Adopted November 2016; reviewed 2020	-	Updated 29 June 2018; to be reviewed in 2029	Swellendam Municipality Alien Control Plan – no budget
ICT Disaster Recovery Plan	Reviewed by ICT SC 23 May 2024; tabled to Corporate Services Portfolio for adoption 3 June 2024				
ICT Strategic Plan	Reviewed 23 May 2024; tabled to Corporate Services Portfolio for adoption 3 June 2024				
Land Audit	Completed 2020	No	-	Approved in 2019; workshopped 12 May 2022	Adopted Dec 2005; prioritised during 2022 IDP consultation meeting; SDM plan to develop and implement during 2022/27 strategic planning process
Long-Term Financial Plan	Approved 18 June 2018; updated March 2022				
Municipal Health Services Plan	Current Plan to be revised 2022/23 for implementation during 2023/24 financial year; then annual reviewal	N/A	N/A	-	N/A
Municipal Property Management	-	-	-	-	Adopted 28 February 2018
Overberg District Safety Plan	Developed in collaboration with LMs and stakeholders; adopted 2019				
Overberg Rural Development Plan	DAPOTT 15 Mar 2017	N/A	-	-	-

Pavement Management System	N/A	-	Adopted 8 Mar 2016	Adopted 2014/15; for update 2020 but limited funding; to be budgeted for 2023/24	Partially and again under review for adoption by 2023/24; limited funding
Performance Management Plan	Adopted 22 June 2015; Reviewed 5 December 2017, Revised on 22 August 2022	-	Approved 25 June 2014	Adopted 17 June 2015; updated 2017; to be reviewed in 2022	Adoption by June 2022.

Poverty Alleviation Plan	N/A	No	-	-	Approved 26 May 2014
Regional Economic Development & Tourism Strategy and Economic Recovery Plan	Approved 24 June 2019	Reviewed 29 June 2017; resolution 130/2017	Adopted 2006	Reviewed and adopted 10 December 2020	Adopted 12 June 2019
Risk Based Audit Plan (RBAP)	-	-	-	-	Compile RBAP and submit to Audit Comm by 30 June 2022; Plan to be adopted 2022-23
Risk Management Implementation Plan	Approved 24 October 2016; reviewed annually	As per District RMI Plan	As per District RMI Plan	-	As per District RMI Plan
Risk Management Implementation Plan	Approved 24 October 2016; reviewed annually, Approved 27 June 2022	As per District RMI Plan	As per District RMI Plan	-	As per District RMI Plan
Risk Strategy	Adopted 05/12/2016 and last review approved on 29/06/2020, to be reviewed in 2023	Adopted 28 June 2016; reviewed 25 May 2021; to be reviewed in 2022	-	-	In development stage
Social Development Implementation Plan	Adopted; to be reviewed October 2022; report bi-annually on implementation	In collaboration with ODM; coordinated on district level	In collaboration with ODM; coordinated on district level	In collaboration with ODM; coordinated on district level	In collaboration with ODM; coordinated on district level
Solid Waste Implementation Plan	N/A (forms part of IWMP)	No	IWMP implementation progress report approved with Annual Report, January 2016	Included in IWMP	DEADP & SDM developed a Development Contribution Policy; approved 28.08.15; amended 2020; to be revised 2022/23
Spatial Development Framework	DEADP assisted with development of SDF; SDF workshop 16 May 2022; adopted in tandem with IDP	Adopted May 2017; reviewed annually; new SDF to be developed 2022	Adopted 27 Oct 2006; to be reviewed 2017	Approved 2012; updated 2020; to be reviewed in next financial year with IDP – depending available budget	Amended SDF adopted May 2020; resubmission of SDF and undergo amended process during 2023-24
Storm Water & Drainage Maintenance Plan	N/A	2020	-	Updated and adopted 2 September 2015; to be updated in 2021 but limited funding; to be budgeted in 2023/24	Funding required; to be addressed in 2023/24
Storm Water Management Plan	N/A	-	Master Plan compiled for individual towns within	Updated and adopted 2 September 2015; to be	-



			Overstrand area; did not go through Council approval process	updated in 2021 but limited funding; to be budgeted in 2023/24	
Strategic Financial Recovery Plan	District Economic Recovery Plan Approved – April 2022	November 2020	-	Approved in 2014; to be reviewed in 2023	In development stage
Water Asset Management Plan	N/A	Draft In place	28 May 2015; reviewed every 3 years in May	Updated and adopted 2020/21; forms part of Water Service Development Plan	-
Wastewater Risk Abatement Plan	N/A	-	-	Updated December 2018; to be reviewed 2022/23	-
Water Demand Management Strategy & Water Conservation	N/A	Included in Management Plan	-	Adopted 25 April 2013; to be reviewed in 2022/23	-
Water Resource Plan	N/A	Included in Management Plan	-	Updated and adopted 2020/21; forms part of Water Service Development Plan	Approved 2011; to be revised
Water Safety Plan	N/A	New Water Safety Plan to be tabled in October 2022	-	December 2018; to be reviewed in 2022/23	Approved 2011; to be revised in 2023/23
Water & Sanitation Master Plan	N/A	Completed in June 2020	Approved 27 May 2009; part of Water Services Development Plan	Water Master Plan approved 2015; Sewer Master Plan approved 2010; both in process of update; to be reviewed 2026	Approved 3 December 2015
Water Services Development Plan	N/A	Reviewed iOctober 2021 but was not tabled to Council; new five-year Plan to be drafted in October 2022	25 May 2016; reviewed every 2 years in May	Approved 2016; currently in process of update; to be reviewed in 2026	Approved 28 April 2016
Wetland Strategy & Action Plan	Approved 30 October 2017	-	-	-	-
Workplace Skills Plan (WSP)	April 2025	22 April 2022	20 May 2016	Approved and Submitted on 26 April 2022	Council approved April 2022

**NB: An interactive workshop is planned for engagement with sectors and internal sector plan owners to discuss amongst other the review, update and amendment of sector plans in order to solicit the necessary support from stakeholders**

### 5.3 SUSTAINABLE LOCAL GOVERNMENT – INTEGRATION OF SECTOR PLANS

Sector Plan	Activity	Partners
<ul style="list-style-type: none"> <li>Coastal Management Plan</li> <li>Integrated Waste Management Plan</li> <li>Climate Change Response Framework</li> <li>Wetlands Strategy &amp; Action Plan</li> <li>Risk Mgt Implementation Plan</li> </ul>	<ul style="list-style-type: none"> <li>Karwyderskraal Landfill Site</li> <li>Access to the coast – legal protocol from DEA and SALGA</li> </ul>	Overberg DM Overstrand LM Theewaterskloof LM DEADP ICLEI ICI ABI Organised Agriculture SANParks Cape Nature Regions 20 (R20)
<ul style="list-style-type: none"> <li>Employment Equity Plan</li> <li>Workplace Skills Plan</li> <li>Risk Mgt Implementation Plan</li> </ul>	<ul style="list-style-type: none"> <li>Training Committee in place to facilitate the development of the WSP</li> </ul>	Overberg DM HODs Unions/Labour LG SETA DoL
<ul style="list-style-type: none"> <li>Capital Investment Plan</li> <li>Finance Management Plan</li> <li>Fraud Prevention Plan</li> <li>Risk Management Implementation Plan</li> </ul>	<ul style="list-style-type: none"> <li>Clean Audits</li> <li>Sound financial controls in place</li> <li>Ensure MFMA compliance</li> </ul>	Overberg DM Provincial Treasury National Treasury Auditor-General
<ul style="list-style-type: none"> <li>Integrated Transport Plan</li> <li>Spatial Development Framework</li> <li>RED &amp; Tourism Strategy</li> <li>Risk Management Implementation Plan</li> </ul>	<ul style="list-style-type: none"> <li>Road upgrades – exposing a host of opportunities for economic development</li> </ul>	Overberg DM DTPW DEADP DEDAT
<ul style="list-style-type: none"> <li>Disaster Risk Management Plan</li> <li>RED &amp; Tourism Strategy</li> <li>Risk Management Implementation Plan</li> </ul>	<ul style="list-style-type: none"> <li>Festive and Fire Readiness Plan in place</li> <li>Promotion of regional economic and skills development</li> <li>Management of disaster risks</li> <li>Development of community safety plans</li> <li>Safeguarding of tourists by providing adequate rescue services</li> </ul>	Overberg DM Overberg Local Munics Disaster Management WC Disaster Mgt Centre DEDAT DCS Overberg FPA Working on Fire NSRI
<ul style="list-style-type: none"> <li>Air Quality Management Plan</li> <li>Municipal Health Services Plan</li> <li>Risk Mgt Implementation Plan</li> </ul>	<ul style="list-style-type: none"> <li>Promotion of preventative measures that is implemented for our communities to promote clean drinking water, safe food, clean air to breath, chemical safety and safe premises</li> <li>Campaigns to educate children and adults on the importance of residing in a clean and safe environment</li> </ul>	Overberg DM Cape Agulhas LM Overstrand LM Theewaterskloof LM Swellendam LM
<ul style="list-style-type: none"> <li>District RED &amp; Tourism Strategy and Economic Recovery Plan</li> </ul>	<ul style="list-style-type: none"> <li>Regional economic development to ensure growth of the Overberg economy</li> <li>Job creation initiatives through PPP with HIK in development stages over 4 years</li> </ul>	District RTO Overberg DM Local Municipalities HIK DEDAT Wesgro National Tourism
<ul style="list-style-type: none"> <li>Communication Strategy</li> <li>Communication Action Plan</li> <li>Language Policy</li> </ul>	<ul style="list-style-type: none"> <li>Ensure communications activities are executed in line with Council objectives</li> </ul>	Overberg DM Prov Public Participation District Public Participation & Communications



## REGIONAL ECONOMIC DEVELOPMENT & TOURISM

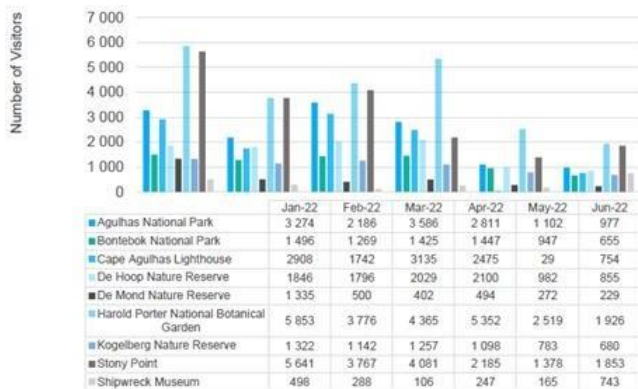
## 6.1 REGIONAL TOURISM: CAPE OVERBERG

The Overberg District, which is known for its coastline and vast farmlands, has four local municipalities with major towns and cities that include: Agulhas, Arniston, Barrydale, Betty's Bay, Birkenhead, Bot River, Bredasdorp, Buffeljagsrivier, Caledon/Myddleton, De Kelders, Elim, Fishershaven, Franskraal, Gans Bay, Genadendal, Grabow, Greyton, Hawston, Hermanus, Infanta, Kleinmond, Klipdale, Malgas, Napier, Onrus, Pearly Beach, Pringle Bay, Proteem, Riviersonderend, Rooi-Els, Sand Bay, Stanford, Struis Bay, Suiderstrand, Suurbraak, Swellendam, Theewaterskloof, Van Dyks Bay, Vermont and Villiersdorp.

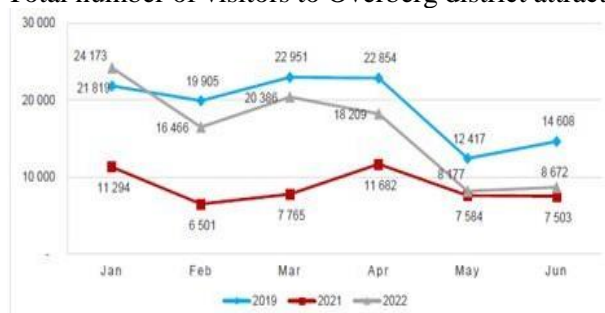
Within driving distance of one of South Africa's busiest cities lies a region of contrasts and wonder. The Overberg has rugged mountain ranges, fynbos, rolling wheat and canola fields, and splendid coastal vistas. It is for you to reflect, discover and maybe even have the adventure of a lifetime. Driving southeast on the N2 from Cape Town, visitors will climb the Hottentots Holland Mountains via Sir Lowry's Pass just after Somerset West. Fortunately, modern travelers have the luxury of a well-built highway, not like the early settlers who struggled over the mountain with ox and wagon.

Once on the other side of the mountain, the traveler will find a myriad of roads into the Overberg where the land, mountains, sea, and people tell their own story. The Overberg is a region that stretches along coasts with beautiful beaches, and over mountain ranges with interesting geological formations, abundant birdlife, and fynbos. The roads will take you on a journey through valleys with picturesque vineyards, orchards, and beautiful landscapes of green, gold, and brown. Memories from the past – as illustrated by the Overberg's rich collection of mission stations, shipwrecks, and old architectural treasures – exist harmoniously with new developments in our towns, ensuring visitors find all they need.





Total number of visitors to Overberg district attractions, Jan–June 2022



The Overberg caters for sport enthusiasts and eco-adventurers alike, with its diverse activities on offer: tackle a 4x4 trail, dust off the old golf clubs, ride a horse, go on a sunset cruise, learn to fly fish, spot the whales, or dare to go shark cage diving. For those who wish to spend their holiday at a more leisurely pace, enjoy our fragrant wines, sit back in our country gardens with a good book or relax in our natural hot springs.

## FILMING

Film crews wishing to access municipal properties will require a permit that is available at the local town council. Rates are dependent on the size of the crew and the duration of the shoot. For road closures the traffic department needs to be involved. Filming in nature reserves and on beaches requires an ECO guide and an environmental impact study with the application. When filming on private property or in an estate, film crews will need landowners' permission and permission from the governing body.



Clarence drive one of the most scenic drives in the world, is a popular setting for filming, especially commercials involving vehicles. The same goes for the gravel roads through the forests in Elgin Valley, Grabouw. In the seaside village of Gansbaai, wildlife and documentary film crews can often be seen, as this is the place often frequented by the great white shark. There are a few hot spots in the Overberg that host regular film shoots and still plenty of hidden gems to be explored.



## 6.2 REGIONAL ECONOMIC DEVELOPMENT STRATEGY AND RECOVERY PLAN

During December 2017 the Overberg District Municipality approached SALGA to assist in developing a Regional Economic Development (RED) and Tourism Strategy. The process commenced in March 2018 with a process plan presented to DCF. The successful implementation of a RED plan is dependent on cooperation between all spheres of government, the private sector, and communities.

On 11 October 2019 the Implementation Plan was presented to the RED and Tourism Forum. Implementation of the proposals in the plan is required to bring the strategy to life. During C-19 municipalities re-organised productive labour and capital into new businesses and activities, and they account for changes that have taken place in the economy.

Progress of planned deliverables in the RED and Tourism Strategy and Economic Recovery Plan is reported quarterly to the Community Services Portfolio Committee. The economy of Overberg is rapidly growing in terms of infrastructure and accessibility. Employment growth has been driven by business services, construction, retail, agro-processing and tourism sectors.

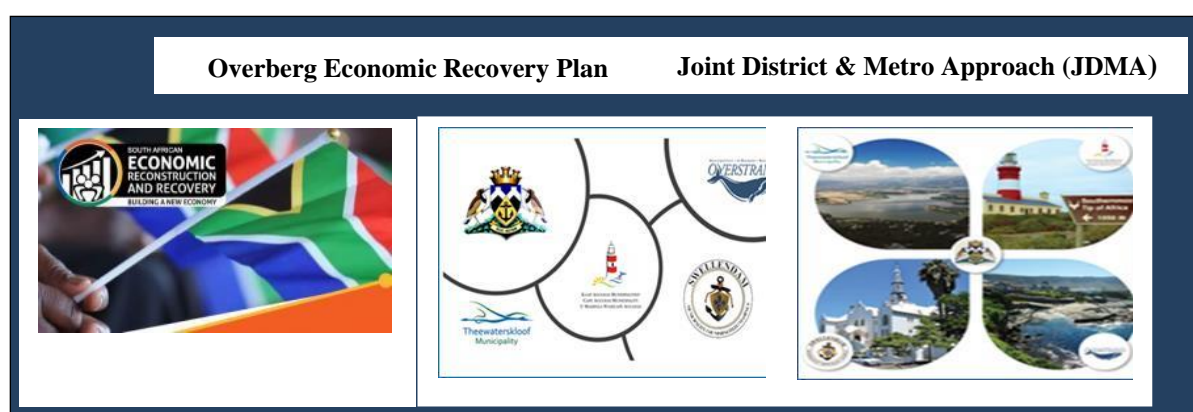
### OVERBERG ECONOMIC RECOVERY PLAN

The Economic Reconstruction and Recovery Plan was developed, in the short term, to preserve lives through supporting livelihoods, distressed firms and financial systems and health care. October 2022 marks two years since the country instated the Economic Reconstruction and Recovery Plan – a plan that puts the focus on programmes being implemented by government and social partners to stimulate equitable and inclusive growth.

In the long term, the ERRP focuses on economic recovery and reconstruction to be implemented by government and social partners to stimulate equitable and inclusive growth.

While the world continues its recovery from the pandemic, South Africa's economy has experienced economic stagnation which has put a strain on moves to tackle the historical structural economic challenges of inequality, unemployment, and poverty. COVID-19 has exacerbated the country's social and economic situation.

The Recovery Plan and the Joint District and Metro Approach (JDMA) is aligned.



The Economic Recovery Plan is based on Themes:

♦ **JOBS**

The economic impact of COVID-19 has been severe. We can only recover if our economy grows, and our citizens generate income.

♦ **SAFETY**

This is the overarching theme for the Provincial Strategic Plan, and it is equally relevant going forward. It is inextricably linked with Wellbeing, as Safety cannot be achieved if basic human needs are not met.

♦ **WELL-BEING**

Government must ensure that the basic human needs of our citizens are realized, as guaranteed in the Constitution.

♦ **DIGNITY**

The citizen is at the centre of everything that we do as government, and what we deliver and how we deliver it must uphold the dignity of every individual, household, and community.

Container Park – Barrydale



Struisbaai Harbour Site



Visit – DEDAT





## 6.3 RESORTS

The Overberg District Municipality manages three resorts, only two of which are functional. Uilenkraalsmond Resort is situated 7km from Gansbaai and Die Dam Resort 40km from Gansbaai town. Both resorts comprise chalets and caravan sites, as well as semi-lessee accommodation.

### UILENKRAALSMOND

Uilenkraalsmond, the municipal Caravan Park, is situated at the mouth of the Uilkraal River. This is a very popular holiday resort with a big caravan park, self-catering chalets, supertube, putt-course and pub. The tranquil lagoon is safe for swimming and one can enjoy long walks on the beach

*Chalets*



*Put Put*



*Supertube*



### DIE DAM

The campsite at Die Dam leads into the Quoin Point Nature Reserve and to some good fishing grounds along the undulating coastline. To get there, you need to negotiate very soft conditions underfoot which can be done only in a 4X4, so don't forget to take along your sand recovery tracks and a shovel. Sharp inclines and declines are common to the sandy roads in the area, which are essentially dunes populated with dune grasses and some fynbos. Beach walks, photography, shell-collecting and swimming in the natural bays in the area make this the ideal spot for the whole family. If you're into shark-cage diving, take the 10 minute drive from Die Dam to Kleinbaai. Whale watching is also prominent in the bays along this coastline, and the abundant birdlife is a birder's dream. If none of these activities sparks any interest in you, then collapse into your comfortable camping chair in the shade and take in the wonderful views. You're not expected to do anything except relax and unwind.



*\*See Chapter 11, section 11.4.5, page 217, for further Re:*



# SPATIAL PLANNING

## 7.1 PURPOSE OF A SPATIAL DEVELOPMENT FRAMEWORK (SDF)

The intergovernmental system for spatial governance relies on fundamental principles of spatial development, aiming to promote sustainable living and preserve the environment by facilitating economic and infrastructural growth. Municipal Spatial Development Frameworks (MSDFs) are strategic planning documents and the main purpose of MSDFs are:

- guide decision-making to create integrated urban settlements.
- create a framework for land-use management (what should happen where).
- inform decisions relating to development applications.
- create a framework for public and private sector investment (where to spend the budget).

An MSDF should encompass a municipality's economic, sectoral, spatial, social, institutional, and environmental vision and serves as a tool to achieve the desired spatial form of the municipality. As per the National Spatial Development Framework (NSDF) Guidelines, the purpose of a District Municipal SDF and that of a Local Municipal SDF differ somewhat, as described in the table below.

District SDF (DSDF)	Local Municipal SDF (MSDF)
<ul style="list-style-type: none"> <li>▪ Defines the settlement structure and indicates roles of settlements, transport, and regional service infrastructure across and between local municipalities.</li> <li>▪ Defines the linkages and corridors between settlements.</li> <li>▪ Identifies growth nodes, priority investment areas, and areas of rural decay.</li> <li>▪ Indicates areas of protection and conservation such as biodiversity conservation areas and valuable agricultural land.</li> <li>▪ A key responsibility of planning at this level should resolve contradictions with planning visions between local municipalities.</li> <li>▪ District level planning should guard against providing detailed local municipal level planning.</li> </ul>	<p>Should indicate:</p> <ul style="list-style-type: none"> <li>▪ New urban growth areas.</li> <li>▪ Areas for densification and restructuring.</li> <li>▪ Conservation areas and areas to be protected, such as agricultural land and coastal zones.</li> <li>▪ Urban edges around settlements.</li> <li>▪ Existing and future transport links.</li> <li>▪ Priority areas for investment in community and social facilities.</li> <li>▪ Conceptual guidelines for individual settlement plans that will become the subject of detailed spatial development plans for each settlement which should show proposals on a cadastral base.</li> <li>▪ This should also apply to any special or focus areas.</li> </ul>

## 7.2 LEGISLATIVE FRAMEWORK

The SDF must comply with all relevant process and content requirements of the following planning legislation:

- ✓ Local Government: Municipal Systems Act, 2000 (Act 32 of 2000)
- ✓ Spatial Planning and Land Use Management Act (SPLUMA), 2013 (Act 16 of 2013)
- ✓ Western Cape Land Use Planning Act (LUPA), 2014 (Act 3 of 2014)

## 7.3 IDP/ SDF INTEGRATION AND ADOPTION

The SDF is the 20-year development plan for a municipality and is adopted as a core component of the municipality's 5-year IDP. Therefore, it is imperative that there is alignment between the ODM IDP and the ODM DSDF. Notably all SDFs must be reviewed every 5 years to align with the IDP, relevant national and provincial policies, and local municipal SDFs.

In drafting, adopting and amending an SDF it is important to highlight the relationship between the SDF and the IDP. The following incumbent legislation provide further clarity:

### The Local Government Municipal Systems Act (Act 32 of 2000) (MSA)

Section 26(2) of the MSA refers to the municipal SDF as a “core component” of the municipal IDP along with amongst others, the council's development strategies, the council's operational strategies, disaster management plans, a financial plan and key performance indicators and targets.





### Spatial Planning and Land Use Management Act, 2013 (Act 16 of 2013) (SPLUMA)

Section 20(2) of SPLUMA indicates how a municipal SDF must be prepared “as part of a municipal IDP, in accordance with the provisions of the MSA. Furthermore, Section 20(1) of the MSA refers to how a municipal Council must by notice in the Provincial Gazette adopt a municipal SDF.

### Western Cape Land Use Planning Act, 2014 (Act 3 of 2014) (LUPA)

I Section 10(1) of LUPA, reference is made to a municipality adopting or amending its SDF in term of the MSA. In this regard it is significant to note that the MSA does not provide separate process to draft adopt or amend an SDF independently from the IDP. The only process the MSA regulates is the process to draft, adopt and amend an IDP and therefore the SDF must follow this process.

The MSA and SPLUMA explicitly makes the municipal SDF part of the municipal IDP, while LUPA and the Standard Municipal Land Use Planning Bylaws make it clear that the process to be followed in the drafting, adoption and amendment of a municipal SDF is the same process used for the drafting, adoption, or amendment of a municipal IDP as set out in the MSA and its regulations. The compilation and adoption of a municipal SDF is therefore regulated by all four the above-mentioned laws which contains both the procedural and content requirements that must be adhered to by the municipality. Most importantly it must be noted that the said legislation does not allow for a municipal SDF to be drafted, adopted, or amended in isolation or separately from the IDP. A municipal SDF must therefore be compiled, adopted, and amended as part of the municipal IDP drafting adoption and amendment process.

	<b>Biophysical</b>		<b>Socio-economic</b>
<b>Institution</b>		<b>Built</b>	

The new DSDF vision and 4 key strategies are presented below:

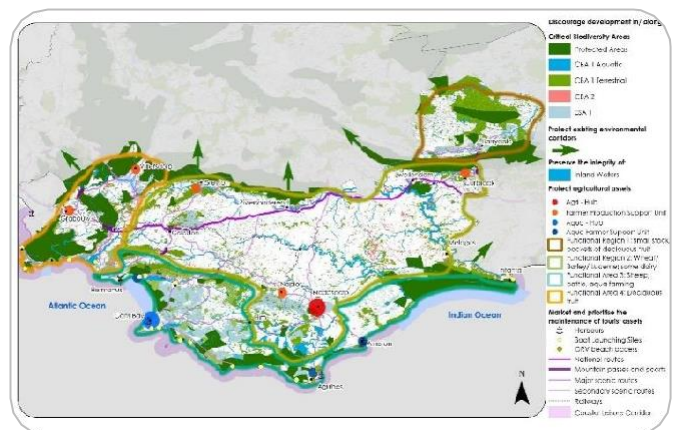
The diagram consists of three vertical colored bars (green, orange, and yellow) each containing an icon and text. Below these bars is a large blue arrow pointing right, which contains a target icon and a summary text.

- Green Bar:** Icon of a hand holding a plant. Text: "Protect, enhance and utilize agricultural, environmental, and scenic landscape assets and recognize their importance as drivers of the economy".
- Orange Bar:** Icon of two location pins connected by a dotted line. Text: "Improved regional accessibility and connectivity matched by capacity, resources, and opportunity to achieve inclusive economies of scale".
- Yellow Bar:** Icon of a shield with a checkmark. Text: "Prevent and mitigate potential risks and vulnerabilities to ensure the safety of residents and the protection of environmental, socio-economic, and built assets of the district".

**Blue Arrow:** Icon of a target. Text: "Spatially targeted and coordinated use of government assets, infrastructure, and funding to ensure the most efficient and financially sustainable use of public resources and funds".

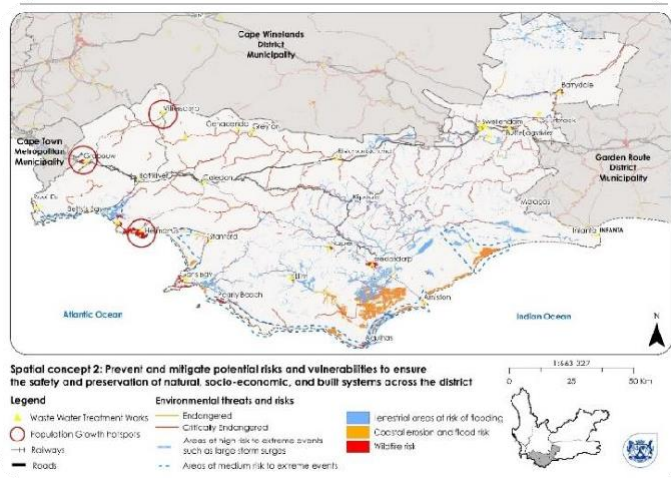
To enable the vision and key strategies, the DSDF offers guidelines for various sectors (planning, environment, coastal, agriculture, LED, etc.) to assist them to understand their role in achieving the said vision and strategies with the aid of policies and guidelines.

- Policy 1: Protect, enhance, and capitalise on scenic landscape and heritage assets of the District and recognize its importance as a driver to the economy.
- Policy 2: Protection and promotion of an inclusive, sustainable, and resilient agricultural sector.
- Policy 3: Establish, manage, and market the Overberg District's unique coastal and inland offerings to local and international visitors.



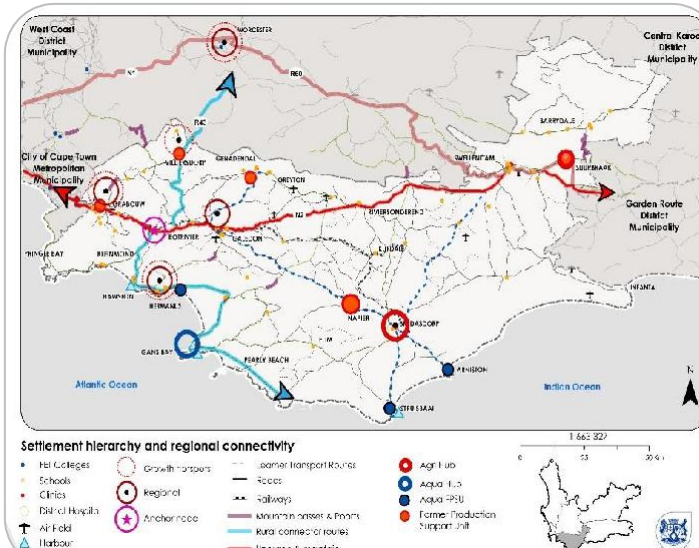


- Policy 1: The protection and conservation of renosterveld is a collective action.
- Policy 2: Prioritise and implement climate change mitigation efforts.
- Policy 3 Co-ordination of efforts Disaster Management/ Emergency efforts.
- Policy 4: Protect the integrity of the coastline and shoreline.
- Policy 5: Upgrade, maintain and manage regional waste and engineering infrastructure.
- Policy 6: A coordinated effort to proactively manage the risk of land invasions and condemn the unlawful occupation of land.



**Improved regional accessibility and connectivity matched by capacity, resources, and opportunity to achieve inclusive economies of scale.**

- Policy 1: Prioritize infrastructure and services to support the identified role and hierarchy within the regional space economy and with due consideration of population growth projections.
- Policy 2: Acceleration of the delivery of basic services in gazetted Priority Human Settlement and Housing Development Areas and Regional Centres.
- Policy 3: Promote smart growth ensuring the efficient use of land and infrastructure by containing urban sprawl and prioritising infill, intensification, and redevelopment within settlements.
- Policy 4: Revitalize rail infrastructure for tourism and rail-based movement of freight.



**Targeted and coordinated use of government assets, infrastructure, and funding to ensure the most efficient and financially sustainable use of public resources and funds.**

- Policy 1: Better coordination and collaboration between spheres of government.
- Policy 2: Target investment in identified growth nodes.

## 7.4 OVERVIEW OF LOCAL MUNICIPALITY SDFs ACROSS THE OVERBERG DISTRICT

**Overberg DM** *DEA&DP assisted the ODM with the development of the Overberg DSDF. The parties collaborated to ensure that the DSDF is compliant with procedural steps as set out in SPLUMA and LUPA. Stakeholder consultations were held as required by SPLUMA. The request for comments was published in local newspapers and Provincial Gazette for public input for a period of 60 days, which ended on 15 March 2022.*

*An overview of the Draft SDF was presented during a Strategic Session of Council on 14 March 2022 and a further workshop held on 16 May 2022. In tandem with the 5<sup>th</sup> Generation Integrated Development Plan (IDP), the new SDF was tabled to Council for adoption on 30 May 2022.*

*The MSDF (Annexure E) may be viewed on the municipal website [www.odm.org.za](http://www.odm.org.za)*

<b>Cape Agulhas LM</b>	<i>The new 5-year SDF was approved by Council in May 2024.</i>
<b>Overstrand LM</b>	<i>A service provider was appointed for the amendment of the SDF that will be subject to public participation with project completion in the 2025/26 financial year.</i>
<b>Theewaterskloof LM</b>	<i>Adopted with amended IDP on 27 May 2020; Currently in amendment process to be formally adopted in May 2024</i>

**Swellendam LM** *In terms of the Spatial Planning and Land Use Management Act, 2013 (Act 16 of 2013) ('SPLUMA'), the Western Cape Land Use Planning Act, 2014 (Act 3 of 2014) ('LUPA') and the Municipal Land Use Planning Bylaw, Swellendam Municipality is in the process of reviewing the Municipal Spatial Development Framework (SDF) in conjunction with the Draft 2023-2024 IDP Review, 1<sup>st</sup> Review of the 2022-2027 IDP.*

### District Spatial Development Framework Implementation Plan

At this time, without an Implementation Plan/Framework, the current adopted ODM District Spatial Development Framework (DSDF) is non-compliant in terms of the content requirements of the Spatial Planning and Land Use Management Act (2013), also referred to as SPLUMA. Implementation Plan is approved by the Council on 29 May 2023.





# DISASTER MANAGEMENT

## 8.1 DISTRICT DISASTER RISK MANAGEMENT

*It is noted that this Chapter is to be read in conjunction with Section 11.4.3 (Emergency Services) on page 208.*

### DISASTER MANAGEMENT PLAN

A Disaster Management (DM) Plan has become a requirement for inclusion with the IDP Plan. The DM Plan should consider all aspects of contingency arrangements that need to be taken into consideration in instances of natural as well as unnatural disasters.

In accordance with the Disaster Management Act, 2002 (Act 57 of 2002), a revised Disaster Risk Management Plan (DRMP) was adopted by Council on 27 June 2022.

## 8.2 ASSESSMENT OF DISASTER RISKS

Overberg District Municipality's assessment of disaster risks:

**A Hazard, Risk and Vulnerability Assessment (HRAVA) has been performed:**

	YES	NO
1.1 For the Municipal Area	✓	
1.2 For projects identified in the IDP	✓	

Comments:

A total review and update of the HRAVA is being conducted in 2023.

**The identified disaster risks have been prevented or mitigated through the implementation of risk reduction programmes:**

	YES	NO
2.1 For the Municipal Area	✓	
2.2 For projects identified in the IDP	✓	

Comments:

EPWP Teams form firebreaks and protection clearing. Also refer page X for further disaster risk reduction initiatives

**Appropriate disaster preparedness, response and recovery plans have been developed for a risk that cannot be prepared or mitigated:**

	YES	NO
3.1 For the Municipal Area	✓	
3.2 For projects identified in the IDP	✓	

Comments:

**4. The Municipality has instituted the following disaster management requirements:**

	YES	NO
4.1 Established a functional Disaster Management Centre	✓	
4.2 Appoint a Head of Centre	✓	
4.3 A functional Disaster Management Advisory Forum	✓	
4.4 A Disaster Management (DM) Plan has been developed	✓	
4.5 This DM Plan does include Sectoral Plans	✓	

Comments:

**5. Disaster Management has functional systems that comply with the following:**

	YES	NO
5.1 GIS data for disaster management	✓	
5.2 Risk reduction planning	✓	
5.3 Early warning system	✓	
5.4 Preparedness, response and recovery planning	✓	

Comments:

**6. These systems are linked to:**

	YES	NO
6.1 Other line functions in the Municipality	✓	
6.2 Other Municipalities	✓	
6.3 Security Forces (SAPS and SANDF)	✓	
6.4 Provincial MES	✓	
6.5 Provincial Departments	✓	
6.6 The National Disaster Management Centre	✓	

Comments:

**7. The Municipal Disaster Management Plan is completed, submitted and approved by (answer where applicable):**

	YES	NO
7.1 Other Municipalities in District Municipal Area	✓	
7.2 District Municipal Disaster Management Centre	✓	
7.3 Provincial Disaster Management Centre	✓	

Comments:

**8. List of all the projects that have been identified in the IDP as “Very High Risk”, “High Risk”, “Low Risk” and/or “No Risk”. Please see attached Table: Assessment of Disaster Risk of IDP Projects.**

### 8.3 DISASTER RISK REGISTER 2024/2025

1. Project Reference	2. Project Description	3. Primary & Secondary Stakeholders	4. Risk Rating (Very High Risk; High Risk; Low Risk; No Risk)	5. Risk Reduction – Actions Taken (Prevention/Mitigation/Preparedness)	6. Comments by Disaster Management
Chapter 11 sec 11.4.3	Aerial Support (Helicopter):  To provide for rapid aerial fire and rescue interventions in the Overberg area by placing a multi-purpose helicopter on standby in Bredasdorp from 1 December till 30 April each year.	Overberg Fire & Rescue	High	This is a mitigation action to prevent fires from turning into disasters and preventing fatalities by having a rescue service available.	Disaster Management (DM) endorses the project.
Chapter 11 sec 11.4.3	Vehicle Replacement:  To replace old and unreliable vehicles with faster rapid intervention vehicles that can respond to a variety of incidents in the entire Overberg area, thus reducing response times to calls.	Overberg Fire & Rescue	High	A mitigation project to combat fires that occur.	DM endorses the project. Vehicle acquisition taken up in 3-year MTREF.
Chapter 11 Sec 11.4.3	Safer Communities Project Plan:  For implementation throughout the year. Plan to include Safer Beaches, Fire Resilient Communities, Learn Not To Burn and  Schools Safety Programme	Overberg Fire & Rescue	Very High	A preparedness project to prevent unnecessary loss of life or serious injury due to incidents and disasters, e.g. shack fires, drowning, floods, etc.  Prevention of malicious ignitions during fire season.	DM endorses these projects. To be more vigorously revised and addressed to bring in line with DMs Vision.
Chapter 11 sec 11.4.4	Roads Department Projects – flood damage to infrastructure	Roads and Overberg Fire, Rescue & Disaster Management	Very High	Preventative maintenance	Standard roads projects posing no risks, with exception of ad-hoc projects
Chapter 11 sec 11.4.5	EPWP – job creation initiative across all departments	EPWP Project-holders	Low	Induction and First-Aid training provided to EPWP beneficiaries. Higher risk projects mitigated by trng.	Standard EPWP projects posing no risks.

## 8.4 DISASTER RISK REDUCTION INITIATIVES

Overberg District Municipality Disaster Management Section does not directly run Disaster Risk Reduction Initiatives or programs. The reasons for that are two-fold: Firstly, the section is under-capacitated due to financial constraints, however, that forces us to follow a different approach with distinct advantages.

The role of Disaster Management in the district with regards to Disaster Risk Reduction Initiatives is to facilitate, participate and support. The advantage of this approach is that we can achieve better coverage and input and influence more projects and initiatives throughout Overberg.

The current initiatives that the Disaster Management Section is involved in are *inter alia*:

1. Drought Relief and Risk Reduction Project in the Barrydale area together with Department of Agriculture and Provincial Disaster Management Centre.
  - a. Creating resilience and reducing continued risk through:
    - i. Seed programs
    - ii. Water source security
    - iii. Predation prevention
2. Rural Safety risk reduction through Department Community Safety projects coordinated by Overberg Disaster Management.
3. Conflict Risk reduction through active mediation programs, actions, and training of mediators.
4. Covid Risk has reduced considerably but remains on the radar and monitored.
5. Fire Risk reduction together with the Fire Department and Greater Overberg Fire Protection Association through:
  - a. Alien control together with other stakeholders.
  - b. Fuel Reduction Burns
6. Flood Risk reduction programs together with Local Municipalities, Roads Department and preemptive warning dissemination.
7. Preemptive planning and coordination of ESCOM emergency together with all role-players locally and Provincial



# FINANCIAL PLANNING



## 9.1 NATIONAL GOVERNMENT GRANT ALLOCATIONS OVERBERG

Allocation	ODM (R'000)	CAM (R'000)	OSM (R'000)	TWK (R'000)	SDM (R'000)	REGION (R'000)
Equitable Share	27 721	45 807	179 268	150 030	49 412	440 158
Local Government Financial Management Grant	1 000	1 800	1 800	1 900	1 900	8 400
Municipal Infrastructure Grant		12 484	34 082	31 668	13 612	91 846
Integrated National Electrification Program (Municipal)			13 908		14 142	28 050
Integrated National Electrification Program (Eskom)						
Expanded Public Works Programme Integrated Grant	1 500	1 727	2 588	1 930	1 565	9 310
Rural Roads Asset Management Systems	3 107					3 107
Water Services Infrastructure			28 427		33 000	61 427
Energy Efficiency and Demand Side Management					4 000	4 000
Municipal Systems Improvement Grant						
RSC Levies Replacement	58 337					58 337

Source: Division of Revenue Bill

## 9.2 EQUITABLE SHARE: DISTRICT MUNICIPALITIES WESTERN CAPE

District Municipality	Equitable Share		
	2025/26 (R'000)	2026/27 (R'000)	2027/28 (R'000)
Central Karoo	39 084	39 585	41 389
Overberg	88 359	90 667	94 774
West Coast	112 557	116 191	121 450
Garden Route	188 026	194 908	203 727
Cape Winelands	273 881	285 531	298 444

Source: Division of Revenue Bill

## 9.3 PROVINCIAL GOVERNMENT ALLOCATIONS 2025/26 – 2027/28

DESCRIPTION	MTREF		
	2025/26	2026/27	2027/28
PT - PAWC	133 694	139 710	145 997
SETA	250	250	250
Health Subsidy			
Financial Management Grant			
Municipal Capacity Building Grant			
Financial Management Support Grant			
Greenest Municipality			
CDW Operational Support Grant	57	57	57
Local Government Graduate Internship Grant			
Human Capacity Building Grant			
Finance Management (Resorts)			
Fire Safety Plan	1000	1030	1061
mSCOA System Support (Finance and Corp)			
Local Government Support Grant – Human Relief			
Joint District and Metro Approach (JDMA) Grant			
Local Government Intervention Grant			
Western Cape Financial Management Capability Grant	3 775		
Fire Service Capacity Building Grant	500		
Municipal Water Resilience Grant			
	139 526	141 047	147 365

#### 9.4 CAPITAL BUDGET 2024/25 – 2026/27

OVERBERG DISTRICT MUNICIPALITY - MULTI YEAR CAPITAL PROGRAMME FOR 2025/26 - 2027/28						
	DEPARTMENT	DESCRIPTION	FUNDING TYPE	BUDGET 2025/26	BUDGET 2026/27	BUDGET 2027/28
1	COMMITTEE, RECORDS, COUNCIL SUPPRT	DC3_Furniture and Office Equipment	1	R35 000.00	R35 000.00	R35 000.00
2	CORPORATE SERVICES : SUPPORT SERV	DC3_Septic tank	1	R160 000.00	R0.00	R0.00
3	CORPORATE SERVICES : SUPPORT SERV	DC3_Office Refurbishment	1	R1 120 000.00	R0.00	R0.00
4	EMERGENCY SERVICES	DC3_Vehide Refurbishment	1	R400 000.00	R0.00	R0.00
5	EMERGENCY SERVICES	DC3_Bunker Gear	1	R400 000.00	R0.00	R0.00
6	EMERGENCY SERVICES	DC3_Training Centre Training Management System	1	R250 000.00	R0.00	R0.00
7	EMERGENCY SERVICES	DC3_Rescue Equipment	1	R150 000.00	R0.00	R0.00
8	EMERGENCY SERVICES	DC3_Capacity Project	4	R500 000.00	R0.00	R0.00
9	ENVIRONMENTAL MANAGEMENT SERVICES	DC3_Vehide - Rollbar and rubberised loadbin	1	R11 000.00	R35 000.00	R3 000.00
10	ENVIRONMENTAL MANAGEMENT SERVICES	DC3_Inspections and data gathering-Tablets	1	R20 000.00	R2 500.00	R1 500.00
11	ENVIRONMENTAL MANAGEMENT SERVICES	DC3_Spillkit (Sect 30)	1	R7 000.00	R15 000.00	R85 000.00
12	ENVIRONMENTAL MANAGEMENT SERVICES	DC3_Weighbridge software program	1	R200 000.00	R0.00	R0.00
13	ICT SERVICES	DC3_Fingerprint system	1	R500 000.00	R0.00	R0.00
14	ICT SERVICES	DC_Council Chamber Hybrid System	1	R600 000.00	R0.00	R0.00
15	ICT SERVICES	DC3_Computer Equipment	1	R260 000.00	R0.00	R0.00
16	IDP AND COMMUNICATION	DC3_Sound Equipment	1	R20 000.00	R0.00	R0.00
17	LED, TOURISM, RESORTS AND EPWP	DC3_Machinery and Equipment	1	R150 000.00	R0.00	R0.00
18	LED, TOURISM, RESORTS AND EPWP	DC3_Furniture and Office Equipment	1	R100 000.00	R0.00	R0.00
19	MUNICIPAL HEALTH SERVICES	DC3_Vehide	1	R600 000.00	R0.00	R0.00
20	MUNICIPAL HEALTH SERVICES	DC3_Furniture and Office Equipment	1	R150 000.00	R0.00	R0.00
21	PERFORMANCE AND RISK MANAGEMENT	DC3_Computer Equipment	1	R2 500.00	R0.00	R0.00
22	SOLID WASTE MANAGEMENT	DC3_Cell 5	3	R9 200 000.00	R20 000 000.00	R20 000 000.00
23	SUPPLY CHAIN MANAGEMENT	DC3_Camera System	1	R42 000.00	R0.00	R0.00
				<b>R14 877 500.00</b>	<b>R20 087 500.00</b>	<b>R20 124 500.00</b>

<b>Funding Sources</b>	<b>Type</b>	<b>Budget</b>
Capital Replacement Reserve	1	R 5 177 500.00
Revenue	2	R -
External Loans	3	R 9 200 000.00
Grants	4	R 500 000.00
Private Contributions	5	R -
<b>TOTAL</b>		<b>R 14 877 500.00</b>

## 9.5 BUDGET SCHEDULES

Attached are the following 2025/26 Final Budget Schedules.

- SA4: Reconciliation of IDP Strategic Goals and Budget (Revenue)
- SA5: Reconciliation of IDP Strategic Goals and Budget (Operating Expenditure)
- SA6: Reconciliation of IDP Strategic Goals and Budget (Capital Expenditure)

DC3 Overberg - Supporting Table SA4 Reconciliation of IDP strategic objectives and budget (revenue)

Strategic Objective	Goal	Goal Code	Ref	2021/22	2022/23	2023/24	Current Year 2024/25			2025/26 Medium Term Revenue & Expenditure Framework			
				Audited Outcome	Audited Outcome	Audited Outcome	Original Budget	Adjusted Budget	Full Year Forecast	Budget Year 2025/26	Budget Year +1 2026/27	Budget Year +2 2027/28	
R thousand													
Basic Services and Infrastructure	To ensure the well-being of all in the Overberg through the provision of efficient basic services and infrastructure.	SG1		135 518	138 048	147 079	163 689	169 859	169 859	168 776	181 382	189 512	
Local Economic Development	To promote regional economic development by supporting the initiatives in the district for the development of a sustainable district economy .	SG3		16 771	18 849	21 241	21 133	21 782	21 782	23 795	25 123	28 184	
Municipal Transformation & Institutional Development	To ensure municipal transformation and institutional development by creating a staff structure that would adhere to the principles of employment equity and promote skills development.	SG3		30	33	101	42	44	44	47	50	52	
Financial Viability	To attain and maintain financial viability and sustainability by executing accounting services in accordance with National policy and guidelines.	SG4		92 114	98 921	101 410	75 256	76 145	76 145	79 673	80 530	84 217	
Good governance and Community Participation	To ensure good governance practices by providing a dramatic and proactive accountable government and ensuring community participation through IGR structures	SG5		23 460	12 247	13 632	42 938	42 938	42 938	34 521	32 163	32 158	
Allocations to other priorities				2									
Total Revenue (excluding capital transfers and contributions)				1	267 893	268 097	283 463	303 058	310 768	310 768	306 812	319 248	334 123

### References

- Total revenue must reconcile to Table A4 Budgeted Financial Performance (revenue and expenditure)
- Balance of allocations not directly linked to an IDP strategic objective

DC3 Overberg - Supporting Table SA5 Reconciliation of IDP strategic objectives and budget (operating expenditure)

Strategic Objective	Goal	Goal Code	Ref	2021/22	2022/23	2023/24	Current Year 2024/25			2025/26 Medium Term Revenue & Expenditure Framework			
				Audited Outcome	Audited Outcome	Audited Outcome	Original Budget	Adjusted Budget	Full Year Forecast	Budget Year 2025/26	Budget Year +1 2026/27	Budget Year +2 2027/28	
R thousand													
Basic Services and Infrastructure	To ensure the well-being of all in the Overberg through the provision of efficient basic services and infrastructure.	SG1	1	176 833	183 798	192 917	215 011	215 270	215 270	215 618	224 062	233 584	
Local Economic Development	To promote regional economic development by supporting the initiatives in the district for the development of a sustainable district economy .	SG3		15 722	16 601	17 216	21 829	24 286	24 286	22 250	20 183	21 165	
Municipal Transformation & Institutional Development	To ensure municipal transformation and institutional development by creating a staff structure that would adhere to the principles of employment equity and promote skills development.	SG3		11 110	13 513	15 593	20 035	20 576	20 576	20 418	21 332	22 464	
Financial Viability	To attain and maintain financial viability and sustainability by executing accounting services in accordance with National policy and guidelines.	SG4		25 055	27 630	26 841	28 948	33 053	33 053	30 709	34 519	36 549	
Good governance and Community Participation	To ensure good governance practices by providing a dramatic and proactive	SG5		15 897	14 592	15 972	17 235	17 583	17 583	17 772	18 768	19 828	
Allocations to other priorities													
Total Expenditure				1	244 617	256 134	268 539	303 058	310 768	310 768	306 767	318 864	333 590

DC3 Overberg - Supporting Table SA6 Reconciliation of IDP strategic objectives and budget (capital expenditure)

Strategic Objective	Goal	Goal Code	Ref	2021/22	2022/23	2023/24	Current Year 2024/25			2025/26 Medium Term Revenue & Expenditure Framework		
				Audited Outcome	Audited Outcome	Audited Outcome	Original Budget	Adjusted Budget	Full Year Forecast	Budget Year 2025/26	Budget Year +1 2026/27	Budget Year +2 2027/28
R thousand												
Basic Services and Infrastructure	To ensure the well-being of all in the Overberg through the provision of efficient basic services and infrastructure.	SG1		6 342	4 445	9 707	8 111	9 899	9 899	13 008	20 053	20 090
Local Economic Development	To promote regional economic development by supporting the initiatives in the district for the development of a sustainable district economy .	SG3		613	1 743	376	1 315	1 534	1 534	250	–	–
Municipal Transformation & Institutional Development	To ensure municipal transformation and institutional development by creating a staff structure that would adhere to the principles of employment equity and promote skills development.	SG3		1 844	1 467	2 087	2 034	1 809	1 809	1 555	35	35
Financial Viability	To attain and maintain financial viability and sustainability by executing accounting services in accordance with National policy and guidelines.	SG4		476	3	18	30	30	30	42	–	–
Good governance and Community Participation	To ensure good governance practices by providing a dramatic and proactive accountable government and ensuring community participation through IGR structures	SG5		262	13	2	15	15	15	23	–	–
Allocations to other priorities			3									
Total Capital Expenditure			1	9 537	7 671	12 191	11 505	13 287	13 287	14 878	20 088	20 125

References

1. Total capital expenditure must reconcile to Budgeted Capital Expenditure
2. Goal code must be used on Table SA36
3. Balance of allocations not directly linked to an IDP strategic objective

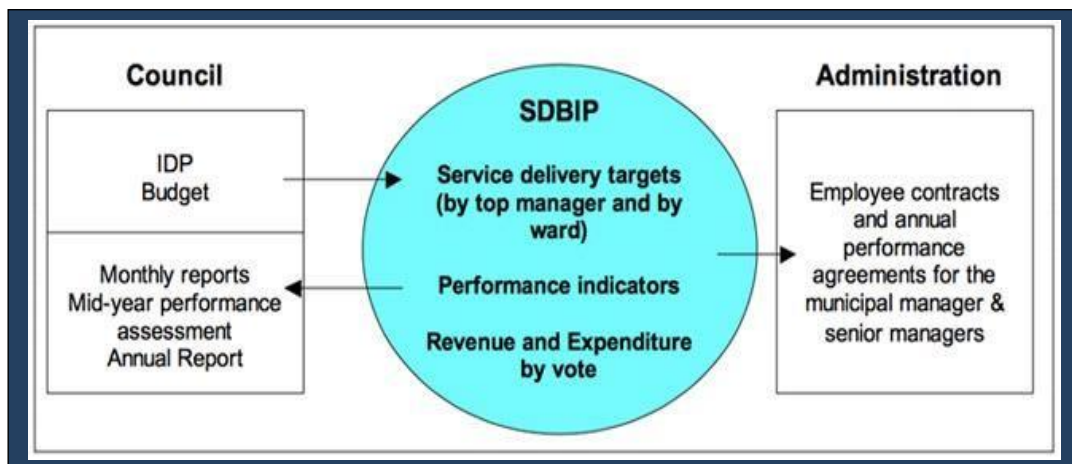
87.43%



# PERFORMANCE & RISK MANAGEMENT



## 10.1 OVERVIEW: PERFORMANCE MANAGEMENT



For monitoring and evaluation purposes, Municipalities are required to adopt a Performance Management System (PMS) in accordance with:

- ✓ Chapter 7, Sections 152 and 153, and Schedules 4 and 5, Part B, of the Constitution of the Republic of South Africa, 1996 (Act 108 of 1996)
- ✓ Section 73 of the Municipal Systems Act, 2000 (Act 32 of 2000)
- ✓ Chapters 4 and 6 of the Municipal Systems Act, 2000 (Act 32 of 2000)
- ✓ Section 84 of the Municipal Structures Amendment Act, 2000 (Act 33 of 2000)
- ✓ Local Government Municipal Planning and Performance Management Regulations 805 of 2001
- ✓ Section 53 of the Municipal Finance Management Act, 2003 (Act 56 of 2003)

### OBJECTIVES OF THE PERFORMANCE MANAGEMENT SYSTEM

- Facilitate increased accountability
- Facilitate learning and improvement
- Provide early warning signals
- Facilitate decision-making
- Improve transparency

### KEY PERFORMANCE INDICATORS (KPIs)

Key Performance Indicators (KPIs), as defined in the Local Government Municipal Planning and Performance Management Regulations 805 of 2001, defines a set of values used to measure against. These values/indicators should be:

- **quantitative** – presented as a number
- **practical** – interfaces with existing municipal processes
- **directional** – specifies whether the municipality is progressing or not
- **actionable** – sufficiently in the municipality's control to effect change
- **financial** – used in performance measurement

## SERVICE DELIVERY AND BUDGET IMPLEMENTATION PLAN (SDBIP)

The Overberg District Municipality implemented Performance Management in 2009. Following the adoption of the IDP and Budget, the Municipality prepares its Service Delivery and Budget Implementation Plan (SDBIP) in accordance with the Municipal Finance Management Act, 2003 (Act 56 of 2003) and MFMA National Treasury Circular 13.

The SDBIP indicates performance targets, financial performance targets, and assigns responsibility to execute the respective performance targets. These targets are aligned with the National Development Plan, National Government Outcomes, and Western Cape Provincial Government Strategic Goals (refer Chapter 11).

The Overberg District Municipality signed Performance Agreements/Plans with each employee to give effect to objectives of the IDP. The oversight role is performed by the Audit- and Performance Audit Committee, and Council.

The strategic outcomes are unpacked into outputs, actions, processes, key performance indicators and targets. It is also a management tool to plan, monitor, and measure and review performance of indicators to ensure efficiency, effectiveness and impact of service delivery by the municipality.

Alignment has been ensured between the IDP and the TL SDBIP which contains Key Performance Indicators for the 2022/23 to 2026/27 period. The TL SDBIP will be accessible on the municipal website ([www.odm.org.za](http://www.odm.org.za)) within 28 days after approval of the Budget.

## IMPLEMENTATION AND IN-YEAR REPORTING

Monthly, quarterly and mid-year monitoring is performed to monitor and ensure the progress and achievement of Council's key objectives.

### ANNUAL REPORT

All of the above monitoring and evaluation processes are finally translated and reported on in the Annual Report of the Overberg District Municipality. The Annual Report is tabled to Council for approval by end of March each year.



### MUNICIPAL STAFF REGULATIONS 2021 (

In terms of the Local Government: Municipal Systems Act, 2000 (Act 32 of 2000), Municipal Staff Regulations 2021, annual Performance Agreements must be concluded with a serving staff member:

- within 30 days of the commencement of the new financial year of the municipality; and
- within 60 days of (a) his/her appointment after probation as from 1 July of the new financial year; (b) his/her transfer or promotion to a new post; or (c) his/her return from prolonged leave that is more than three months.

## 10.2 MFMA CIRCULAR 88 OUTPUT AND OUTCOME PLANNING INDICATORS

MFMA Circular 88 (*Annexure F*) on Rationalising Planning and Reporting Requirements, first issued on 30 November 2017 and the subsequent update Addenda in 2019, generally focused on the implementation of reporting forms. This Addendum updated issued on 17 December 2020 includes the work to date on planning and budgeting reforms to be factored into municipal planning, budgeting and reporting for the 2021/22 MTREF. The reforms will continue being incrementally implemented, and apply on a differentiated basis per municipal category, first in metropolitan municipalities, and then to intermediate city municipalities, districts and all remaining municipalities. Importantly, please note that intermediate cities, districts and local municipalities are still not yet required for 2025/26 to incorporate these indicators in their IDPs and SDBIPs.

### Roll-out of Reform to other Categories of Municipalities

The Department of Cooperative Governance (DCoG) has further advanced the development and application of the MFMA Circular No. 88 indicator set to intermediate cities, districts and local municipalities. With a view to eventually regulating the reform, a broader set of municipal and sector consultations were undertaken in terms of the provisions of Section 43 of the Municipal Systems Act, 2000 (Act 32 of 2000) which provides for the Minister of CoGTA, after consultation with MECs for local government and organised local government representing local government nationally, to prescribe and regulate key performance indicators to local government.

It is therefore the intention of DCoG that the introduction of Circular 88 indicators across local government serve as a pilot process towards eventual issuing of a Regulation. **The pilot of the Circular 88 indicators is intended to replace the Local Government: Planning and Performance Management Regulations of 2001, potentially targeted to be set.**

### Special Pilot Provisions for Roll-out across Local Government

In order to get the process of planning and reporting on the indicators going, to test the indicators and for municipalities to get the related planning and reporting processes and systems in place, a staggered pilot process will follow for the rest of local government. This is informed by audit considerations and in consultation with the Auditor-General of South Africa to support municipalities to adopt the reform **without the risk of receiving audit findings** as part of the pilot process.

Due to the pilot process, intermediate cities, district and local municipalities will **not be required** to incorporate the indicators in their existing performance indicatortables in the IDP and SDBIP. Instead, these indicators should find expression in a dedicated Annexure to the IDP and SDBIP with clearly indicates the MFMA Circular No. 88 indicators applicable to the municipality at Tier 1 and 2 levels of readiness.

### 10.3 OVERVIEW: RISK MANAGEMENT

Section 62(1)(c)(i) and 95(c)(i) of the Municipal Finance Management Act, No 56 of 2003, states that:

“... The accounting officer of the municipality and municipal entity is responsible for managing the financial administration of the municipality, and must for this purpose take all reasonable steps to ensure that the municipality has and maintains effective, efficient and transparent systems of financial and risk management and internal control.” Quarterly Fraud and Risk Management Committee meetings are held to identified and monitor new risks.

Risk Management forms an integral part of the internal processes of a municipality. It is a systematic process to identified, evaluate and address risks on a continuous basis. The objective of risk management is to assist the municipality in meeting its key goals.

The Municipality use the Institute of Risk Management South Africa (IRMSA) to determine the risk universe, which means we benchmark our risk assessment’s outcome against these risks.

IRMSA identified the following 12 risk theme That making up South Africa risk profile for 2024/2025

	Risk	Description
1	Functional State	<i>A sustainable constitutional democracy requires of the State to protect citizens’ fundamental rights, ensure economic development, and deliver basic services. The provision of such services relies on functional municipalities, supported by provincial and national government, and effective SOEs.</i>
2	Politics	<i>Changes in national and provincial governments by nature affect local governments, and cause uncertainty, declined trust and increased scepticism until stabilised.</i>
3	Economy	<i>Slow economic recovery after the past years’ declines will remain detrimental to all sectors.</i>
4	Social Security	<i>Increasing poverty in SA is characterised by economic exclusion, lower education levels, and vulnerable households.</i>
5	Rule of Law	<i>SA has been plagued by corrupt activities (most notably tender corruption targeting public sector capital expenditure) that eventually led to the Commission of Inquiry into State Capture finalising its work in 2022.</i>
6	Water	<i>SA’s water risk relates to insufficient availability, pressure and distribution of quality water to meet demand where needed at affordable cost. Coherent, integrated investment, management, and conservation, underpinned by good governance is needed to address it.</i>
7	Energy	<i>SA’s total energy mix comprises mainly electricity, fuel energy (coal, oil, gas), and renewal or green energy (e.g. wind, solar, hydro).</i>
8	Logistics	<i>A fully functional national transport and logistics system (air, sea, road, and rail) is crucial to the South African economy to facilitate the efficient movement of people, goods, resources, and services both domestically and</i>

		<i>internationally, supporting trade and industry – ‘lubricating the wheels of the economy’, so to speak.</i>
9	Food Security	<i>Vast challenges threaten access to sufficient, safe, and nutritious food for all citizens, amidst uncertainties caused by the various drivers: e.g. Trade barriers, Climate change.</i>
10	Climate Change	<i>Extreme weather events due to failed global, regional, and national climate change mitigation, augmented by insufficient adaptation to strengthen resilience, increasingly affect SA.</i>
11	Technology	<i>Rapid AI, robotics, and disruptive technology advancement could improve living standards, food security, medicine, service delivery, and clean energy.</i>
12	Skills	<i>The NDP envisions a transformative educational system to achieve economic growth and social equality, by providing all learners and students with quality education to equip them to thrive in a rapidly changing world of work.</i>

Based on the risk assessment performed for the ODM in 2024/2025, the strategic risks are summarized below

<b>Risk Description</b>	<b>Risk Background</b>	<b>Cause of risks</b>
Extreme weather conditions.	Strategic oversight role of the district municipality to assist administratively and politically in mitigating the extreme weather conditions. Climate change will impact on all sector and all departments.	Climate Change and extreme weather conditions.
Insufficient supply of electricity (Load-shedding).	The main electricity provider, Eskom cannot provide constant electricity for South Africans.	Lack of maintenance of infrastructure by Eskom.
Escalating Social Ills within the District.	1. Socio-economic issues which involves drugs, alcohol, poverty, teen pregnancy, poaching, abuse etc. 2. Both affecting ODM internally as well as externally. 3. Indirect and direct impact on service delivery.	1. Lack of incumbent or organisation in the district to address the need for social issues. 2. Lack of work opportunities in the region. 3. Reliant on partnerships to implement programs.
Loss of Roads Agency function.	Should the function of Roads be transferred back to the Provincial Department the municipality will then have a catastrophic financial viability concern.	Non-alignment between spheres of government.
Service Delivery Protests.	1. Riots occur due to unsatisfied delivery of services to community. 2. Possible Politically driven, especially near elections. 3. Load shedding.	1. Dissatisfied community due to lack of service delivery. 2. Intimidation of community members by certain factions.
Land invasion or land reclaiming.	Public land and space are not optimally located for residential purposes. The influx of people requiring land far exceeds the supply of well-located land for people to settle on. (Land invasion and Land reclaiming).	People settle on land owned by municipality.

Compromise Financial Sustainability of the municipality.	The financial sustainability performance factor of the municipality is being threatened by an outdated national funding model, rising expenditure and costs, narrowing revenue base, ageing infrastructure and the possible withdrawal of the road agency function.	<ol style="list-style-type: none"> <li>1. Insufficient equitable share allocation to fund allocated functions due to an outdated national funding model for the ODM.</li> <li>2. The increase in expenditure is higher than the increase in revenue/grants.</li> </ol>
Deteriorating and loss of institutional capacity.	<ol style="list-style-type: none"> <li>1. The replacement of ageing fleet and some critical equipment resulted in the capacity of the Municipality being at risk.</li> <li>2. Due to the compensation of certain vacancies advertised they are less attractive for competent and qualified job seekers.</li> <li>3. Staff and management capacity constraints impacted on the institutional capacity of the Municipality.</li> </ol>	<ol style="list-style-type: none"> <li>1. The grading of the municipality (Grade 4) is impacting on the competitiveness of the municipality and its ability to retain its best staff and managers.</li> <li>2. Two different systems are used to determine the salaries of staff and Section 56 appointees which could lead to the difficulty to fill Senior Managers positions.</li> <li>3. Current funding model, grading of the Municipality and salary structures do not allow to pay a premium for Employment Equity candidates.</li> <li>4. Lack of funds to replace, maintain or expand fleet and equipment.</li> <li>5. Limited internal revenue sources as mostly dependent on Grant funding.</li> <li>6. Loss of key personnel due to retirement age</li> </ol>
Unplanned semigration of people to the Overberg seeking opportunities.	People are relocating from other provinces seeking work opportunities, better living standard and infrastructure (Health care, Education, safety and security, roads infrastructure etc.). Pressure on ODM resources e.g. Fire.	Unemployment, Poverty, Bad living conditions, Lack of service delivery in other provinces.
Unstable Economic Conditions	Directives received from National and Provincial to create enabling environment for businesses to grow. Based on our legislative mandate of promoting local tourism and economic development in the Region	<ol style="list-style-type: none"> <li>1. Limited budget to promote Economic development in the region.</li> <li>2. Riots in the communities impacts businesses and tourists</li> <li>3. Limited active Local Tourism Offices.</li> <li>4. Lingering effect of the loadshedding</li> <li>5. Influx of residents to the area.</li> </ol>

The revised Strategic Risk Register for 2025/2026 financial year will be available on the ODM website in July 2025.



# DEVELOPMENTAL STRATEGIES & PRIORITIES



## 11.1 OFFICE OF THE MUNICIPAL MANAGER

### 11.1. INTERNAL AUDIT

#### INTRODUCTION

Internal Auditing is an independent objective assurance and consulting activity designed to add value and improve an organization's operations. It helps an organization accomplish its objectives by bringing a systematic, disciplined approach to evaluate and improve the effectiveness of risk management, control and governance processes.

Internal audit is a statutory requirement in terms section 165 of the Municipal Finance Management Act (MFMA). Internal Audit report functionally to the Audit Committee on the implementation of the annual internal audit plan and matters relating to-

- Internal Audit
- Internal controls
- Accounting procedures and practices
- Risk and risk management
- Performance management
- Loss

The Internal Audit function is authorized amongst others to have unrestricted access to all functions, records, property and free access to the audit committee. The Internal Audit function has to abide by IIA Code of Ethics as well as the *Prescribed International Standards for the Professional Practice of Internal Auditing*.

#### PROBLEM STATEMENT

Optimal and effective audit coverage.

#### CHALLENGES

- Internal Audit has to provide reasonable assurance with limited resources which influence what functions to audit and how comprehensive the audits should be.
- Limited access to auditing software and other technology.

- Training for internal audit within the required area of needs and or continuous development as requested on the workplace skills plan of the municipality.

#### RESPONSE TO CHALLENGES

- Currently there is an additional post on the structure, but not funded. Interns are also utilized, as part of their training to perform some audit engagements. Training is conducted as and when available, with consideration of cost implications.
- Able to access and apply the latest methodologies and techniques through Provincial Forums and IIA support.
- Assistance from other Internal Audit Units within the District.

#### ACCOMPLISHMENTS 2017 - 2025

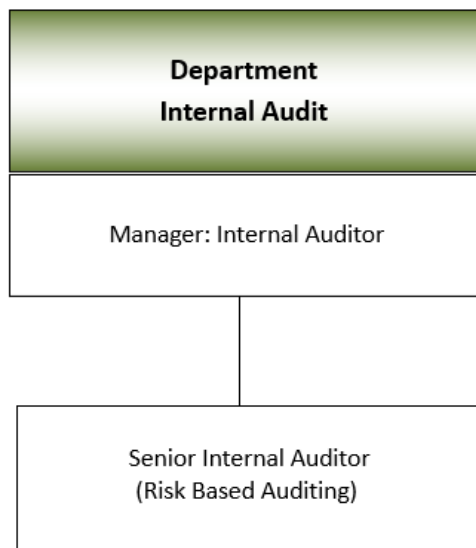
- Contribution to clean audit outcomes.
- Performed audit procedures on behalf of AGSA during external audit, resulting in saving of time and money.

#### LEGISLATION

The Internal Audit function is mandated in terms of the following laws and regulations:

- Section 165 of the MFMA (56 of 2003)
- Section 166 of the MFMA (56 of 2003)
- Section 45 of the MSA (56 of 2003)
- Regulation 14(1)(b) of the Municipal Planning and Performance Management
- Division of Revenue Act

## ORGANISATIONAL STRUCTURE AND ACCOUNTABILITY



## INTERGOVERNMENTAL RELATIONS

Forum Name	Is Forum active?	Frequency of Meetings	Forum Purpose	Forum Composition	Forum Chairperson
Internal Audit District Forum	Yes	Quarterly	Information sharing	CAE's and Chief Risk Officer of the Overberg District	F Coetzee Overberg District Municipality
CAE Forum	Yes	Bi-annually	Information sharing	CAE's of the Western Cape	JP Rossouw Swellendam Municipality
Audit Committee	Yes	Quarterly	Reporting on execution of audit plan	Independent members	D Smith External

## DEPARTMENTAL STRATEGIC DIRECTION

<b>OVERBERG DM VISION</b>	<b>Overberg – the opportunity gateway to Africa through sustainable services</b>	
<b>DEPARTMENTAL VISION</b>	To enhance and protect organizational value by providing risk based and objective assurance, advice and insight.	
<b>DEPARTMENTAL GOALS</b>	<ul style="list-style-type: none"> <li>Sustainable good corporate governance</li> <li>To add value to the operations of the municipality</li> </ul>	
<b>ODM STRATEGIC GOAL</b>	To ensure good governance practices by providing a democratic and pro-active accountable government and encouraging community participation through existing IGR structures.	
<b>ALIGNMENT TO PROVINCIAL &amp; NATIONAL GOVERNMENT STRATEGIC DIRECTIVES</b>	<b>NDP</b>	<b>Ch 7</b> South Africa in the region and the world Building a capable and developmental state <b>Ch 13:</b> Fighting corruption
	<b>National Outcome</b>	<b>NO 9</b> A responsive, accountable, effective and efficient local government system An efficient, effective and development-oriented public service and an empowered, fair and inclusive citizenship <b>NO 12</b>
	<b>PSG</b>	<b>PSG 5</b> Embed good governance and integrated service delivery through partnerships and spatial alignment
<b>INPUTS</b>	<ul style="list-style-type: none"> <li>Budget</li> <li>Human resource capacity</li> <li>Fleet</li> <li>Computer software</li> <li>Internal Audit Standards</li> <li>Communication</li> </ul>	
<b>ACTIVITIES/MISSION and OUTPUT</b>	Audit procedures	Analysis, observations, recommendations, reporting
	Internal controls	Promote the effective use of internal control
	Compliance	Supporting the organization in the discharge of their responsibilities
	Value adding	Promote organizational improvement
	Risk-based approach	Proactive and future focused
<b>PREDETERMINED OUTCOMES</b>	<ul style="list-style-type: none"> <li>To fully execute our mandate in terms of the annual RBAP.</li> <li>To provide reasonable assurance on the control environment as expected from management and the Audit Committee.</li> <li>To add value to the operations of the municipality.</li> </ul>	
<b>IMPACT</b>	Sustainable good corporate governance.	

### GUIDING POLICIES/PROCEDURES/STRATEGIES/Frameworks

No	Policy	Review Status	Workshop Date	Date Approved by Council	Council Resolution Number
1.	Internal Audit Charter	Annual review by Audit Committee	28 October 2021	N/A (approved by APAC)	N/A
2.	Internal Audit Procedures	Ongoing	N/A	N/A (approved by Head IA)	N/A
3.	Quality Assurance Review Framework	Annual review by Audit Committee	28 October 2021, Forms part of reviewed methodology.	N/A (approved by APAC)	N/A
4.	Internal Audit Methodology	Ongoing	28 October 2021	N/A (approved by APAC)	N/A
5.	COSO Framework	Reviewed by custodians of framework.	N/A	N/A	N/A
6.	International Professional Practice Framework	Reviewed by the IIA Global.	N/A	N/A	N/A

### PERFORMANCE MANAGEMENT: TL SDBIP 2025/26 – 2026/27

Directorate	ODM SG	PDO	KPI	2025/2026				2026/2027
				Q1	Q2	Q3	Q4	
Office of the MM	SG5	Coordinate the functioning of the Audit & Performance Audit Committee during the financial year	Number of meetings per annum	1	1	1	1	4
		Develop a Risk-based Audit Plan for the next financial year and table to the Audit & Performance Audit Committee by 30 June	Risk based audit plan developed and tabled				1	1
		Execute audit projects in terms of the Risk Base Audit Plan (RBAP)	Number of audit projects executed per annum	4	4	4	4	16

## 11.1.2 IDP AND COMMUNICATIONS

### INTRODUCTION

The 5th Generation Integrated Development Plan (IDP) for 2022/23 to 2026/27 is the Council's key strategic framework. It adopts an integrated management and partnership approach to enhance socio-economic impact amid limited resources. This strategy emphasizes seamless integration and citizen-focused service delivery, fostering cooperation and collaboration across government levels. Key components include the Joint District and Metro Approach (JDMA), IDP Indaba's, and strategic municipal engagements, promoting resource sharing and actionable strategies for inclusive, sustainable, and smart growth.

### INTERGOVERNMENTAL RELATIONS

IDP engages with various intergovernmental structures, facilitating discussions on relevant agendas through support-based initiatives and joint decision-making. The District represents Local Municipalities at the Provincial IDP Managers Forum, Public Participation Forum, and CommTech, convening quarterly for effective collaboration.

### INTEGRATED DEVELOPMENT

- Integrating activities with Communications
- Integrating activities with communities (Local municipalities) through Public Participation and Communications
- Inter Departmental Integration

The undermentioned review informants shall be employed to shape the IDP:

- Accredited IDP Statistics;
- Strengthened IGR Forums;
- Strengthening IDP Platforms (District and Provincial IDP Managers Fora);
- IDP Indaba's;
- Joint District and Metro Approach (JDMA);
- Risk Assessment;
- IDP adherence to LGMTEC 3 Assessment Criteria and MEC comments
- Auditor General's Findings;
- Align IDP and Public Participation and Communication Processes.

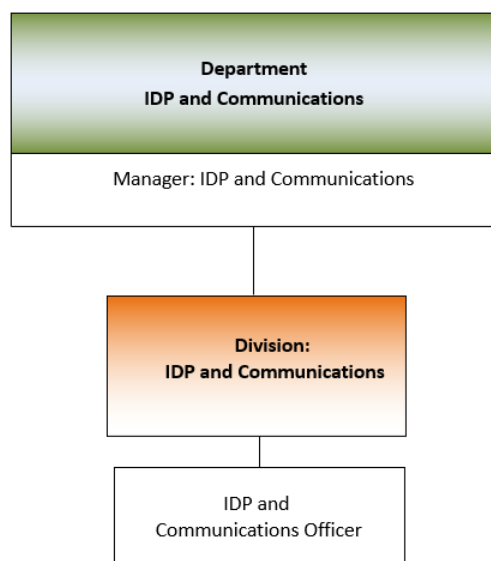
### ACCOMPLISHMENTS 2017 - 2025

- Consecutive clean audits (unqualified) in terms of integrated developing planning legislative requirements.
- Successfully developed Council's 5-year Plan for 2022/23-2026/27.
- Established District Communicators Forum.
- 'Bringing Government Closer to the People' through Sector engagements.
- Assisted with hosting of District Social Development Summit.
- IDP & Public Participation Awareness: Regional "IDPs in a Nutshell" Booklet, Gr. 11 & 12 Learners, Environmental Coordinators, MHS, EMS, Roads workforce, Interns, EPWP workers, temporary workers, etc.
- Overberg Community Outreach Project (Covid-19 & communications)
- Promotional videos (Film- & Business Readiness).
- Provincial assessment of District vs Local planning alignment.

### LEGISLATION

- The Constitution of the Republic of South Africa, 1996 (Act 108 of 1996)
- White Paper on Local Government, 1998
- LG: Municipal Systems Act, 2000 (Act 32 of 2000) as amended
- LG: Municipal Structures Act, 2000 (Act 33 of 2000) as amended
- LG: Municipal Planning and Performance Management Reg 796 of 2001
- LG: Municipal Finance Management Act, 2003 Municipal Budget and Reporting Regulations (No R 393, 17 April 2009)

## ORGANISATIONAL STRUCTURE AND ACCOUNTABILITY



## INTERGOVERNMENTAL RELATIONS

Forum Name	Is Forum active?	Frequency of Meetings	Forum Purpose	Forum Composition	Forum Chairperson
District IDP Sector-focused engagements	Yes	As per identified need	Overberg stakeholder structure	DLG Sector Depts Municipal Managers District & Local Municipalities in Overberg	District IDP Manager
District IDP Managers Forum	Yes	Quarterly	All IDP Managers in District and DLG	District & Local IDP Managers	District IDP Manager
IDP Steering Committee	Yes	Quarterly	To monitor the IDP Process Plan and IDP-related processes	Councillors ODM officials	District IDP Manager

Forum Name	Is Forum active?	Frequency of Meetings	Forum Purpose	Forum Composition	Forum Chairperson
Fraud & Risk Management Committee (FARMCO) Meetings	Yes	Quarterly	To assist the AC in addressing oversight requirements of risk management	ODM officials Member of External Audit Committee	APAC Member
Council Portfolio Committees	Yes	Quarterly	To assist the Executive Mayor and Mayoral Committee on matters relating to respective portfolio's	Councillors ODM officials	Portfolio Chair
IDP Indaba Working Group (IIWG)	Yes	Quarterly	Sectoral and municipal planning alignment	DLG District Municipalities Sector Departments	DLG
Provincial IDP Indaba/MGRO Engagements	Yes	Bi-annually	DLG and sector alignment	All IDP Managers in the Province and DLG	DLG PT
Provincial Public Participation Forum	Yes	Quarterly	Ward Comm and public participation processes	DLG Municipalities Sector Departments	DLG
Provincial Communication Forum	Yes	Quarterly	Comms updates and innovations	DLG Municipal Comms Sector Departments	DLG
Provincial IDP Managers Forum	Yes	Quarterly	Alignment of Provincial and Local municipal activities	All IDP Managers in the Province and DLG.	DLG
Western Cape Districts Integrated Forum	Yes	As per DLG calendar	Cross-district alignment of IDP-related matters	District IDP Managers	District IDP Host
JDMA Interface Task Team	Yes	Regular	Overberg joint planning	Overberg stakeholders	DLG
ICT Steering Committee	Yes	Quarterly	To monitor the ICT environment	Municipal Officials	Municipal Official
Project Coordinating Committee	Yes	Monthly	Discuss project allocations	Budget holders	Budget Office

## DEPARTMENTAL STRATEGIC DIRECTION

<b>OVERBERG DM VISION</b>	<b>Overberg – the opportunity gateway to Africa through sustainable services</b>	
<b>DEPARTMENTAL VISION</b>	A Strategic Plan which is executed through strong linkages established between IDP, Financial Administration and budgeting, Risk mitigation and performance management	
<b>DEPARTMENTAL STRATEGIC OBJECTIVES</b>	<ul style="list-style-type: none"> <li>Creating a credible, sustainable and implementable IDP.</li> <li>Efficient operational and activity implementation of strategic goals.</li> </ul>	
<b>ODM STRATEGIC GOAL</b>	To ensure good governance practices by providing a democratic and pro-active accountable government and encouraging community participation through existing IGR structures.	
<b>ALIGNMENT TO PROVINCIAL &amp; NATIONAL GOVERNMENT STRATEGIC DIRECTIVES</b>	<b>NDP</b>	<b>Ch 7</b> South Africa in the region and the world Building a capable and developmental state  <b>Ch 13:</b>
	<b>National Outcome</b>	<b>NO 9</b> A responsive, accountable, effective and efficient local government system An efficient, effective and development-oriented public service and an empowered, fair and inclusive citizenship  <b>NO 12</b>
	<b>PSG</b>	<b>PSG 5</b> Embed good governance and integrated service delivery through partnerships and spatial alignment
<b>INPUTS</b>	<ul style="list-style-type: none"> <li>IDP</li> <li>Budget</li> <li>Human resource capacity</li> <li>Computer equipment</li> <li>Web-based monitoring tools</li> <li>Data</li> <li>Legislation</li> <li>Skills and Training</li> </ul>	
<b>ACTIVITIES/ MISSION and OUTPUT</b>	Integrating activities with Communication	Communication is used as a tool in ensuring that the IDP objectives are realized. The following support is provided by Communication: <ul style="list-style-type: none"> <li>Overberg DM website</li> <li>Facebook</li> <li>Internal and External Newsletters</li> </ul>

		<ul style="list-style-type: none"> <li>Radio Coverage</li> </ul>
	Integrating with Communities through Public Participation	Ward Committees, capacity building and training initiatives undertaken, events covered, and accomplishments showcased within the district.
	Inter-Departmental Integration	The IDP Manager attends meetings and workshops with all departments. IDP content write up and system improvements guarantee integration. IDP SC held quarterly. Various IGR Fora are attended and assists in ensuring alignment. Awareness workshops are conducted. Continuous interaction with line managers.
<b>PREDETERMINED OUTCOMES</b>	<ul style="list-style-type: none"> <li>To have an informed workforce in respect of the IDP</li> <li>Enhance skills, knowledge and abilities of staff in the IDP/Communication Unit to improve their productivity</li> </ul>	
<b>IMPACT</b>	<ul style="list-style-type: none"> <li>To ensure IDP is understood as everyone's business</li> <li>Effective communication</li> </ul>	

## GUIDING POLICIES/PROCEDURES/STRATEGIES/Framework

No	Policy	Review Status	Date Approved by Council	Council Resolution Number
1.	Section 27 District IDP Framework Plan	N/A	28.03.2022	A51.28.03.22
2.	Section 28 District Process Plan	N/A	28.03.2022	A52.28.03.22
3.	Communication Policy	Reviewed	2014.02.24	A16. 24.02.2014
4.	Communication Strategy	Reviewed	2012.12.03	A61. 03.12.2012
5.	Language Policy	Reviewed	2013.05.27	A61. 27.05.2013

## PERFORMANCE MANAGEMENT: TL SDBIP 2025/26 – 2026/27

Directorate	ODM SG	PDO	KPI	2025/2026				2026/2027
				Q1	Q2	Q3	Q4	
Office of the MM	SG5	Facilitate IDP Awareness initiatives	Number of IDP Awareness initiatives		1		1	2
		Facilitate District IGR (IDP Managers & PPComm) engagement with Local Municipalities	Number of engagements coordinated per annum	2	2	2	2	8
		Publishing quarterly External Newsletter to stakeholders	Number of External Newsletters published per annum	1	1	1	1	4

risks can impact negatively on the service delivery capacity. The function of risk management is delivered by a Chief Risk Officer on a Shared Service Business Model. The Performance Management function is the link between the Risk Management Shared Services and the municipality's risk function. The Position of CRO was temporary filled by a contract appointment. The Risk function is also support by a Financial Intern.

### Service Delivery and Budget Implementation Plan (SDBIP) / Performance Management System (PMS)

The SDBIP indicates performance targets, financial performance targets, target dates and assigns responsibility to execute the respective performance targets. These targets are aligned with the National Development Plan (NDP), National Government's Outcomes (NO), the Western Cape Government Provincial Strategic Goals (PSG), and the Overberg District Municipality's Strategic Goals (SG).

## 11.1.3 PERFORMANCE AND RISK MANAGEMENT

### INTRODUCTION

The Overberg District Municipality commenced with its Performance Management System (PMS) Framework in 2009. Performance management is a management tool to facilitate and measure the implementation of the organisation's IDP. The budget attaches money to the IDP objectives and this is monitored through the Service Delivery and Budget Implementation Plan (SDBIP). The Municipality prepares its Service Delivery and Budget Implementation Plan (SDBIP) in accordance with the Municipal Finance Management Act (MFMA) and MFMA Circular 13.

The unit focus on the performance of the organisation, departments and employees.

Risk Management forms an integral part to strategy planning and Performance. It is one of Management's core responsibilities according to section 62 of the Municipal Finance Management Act (MFMA) and is a part of the internal processes of a municipality. It is a systematic process to identify, evaluate and address risks on a continuous basis before such



*Performance Management Framework*



The following Batho Pele principles are applicable to performance:

- Consultation
- Serviced standard

### Key Performance Indicators (KPIs)

Key Performance Indicators (KPIs), as defined in the Local Government Municipal Planning and Performance Management Regulations 796 of 2001, defines a set of values used to measure against. These values/indicators should be:

- **quantitative** – presented as a number
- **practical** – interfaces with existing municipal processes
- **directional** – specifies whether the municipality is progressing or not
- **actionable** – sufficiently in the municipality's control to effect change
- **financial** – used in performance measurement

KPIs, in practical terms and for strategic development, are **objectives** to be targeted that will add the most **value** to the organisation.

### ANNUAL REPORT

The Annual report is the primary instrument of accountability, in which the mayor and municipal manager report on the implementation of performance in relation to the budget and the SDBIP, and the progress being made in realising the IDP priorities. The Annual Report is tabled to Council for approval and is advertised for public comments each year. The Annual Report and the Oversight Report on the Annual Report is tabled to Council for approval by end March each year.

The Annual Report also serves as an analysis and information tool for subsequent reviews of Council's 5-Year IDP.

### PROBLEM STATEMENT

However, the municipality had a functional performance management system various challenged exist in terms of managing performance specifically relates to the lack of understanding the value of Performance Management in the organisation and culture.

### CHALLENGES

- Accountability
- Predetermined Objectives (PDOs) - value add
- Usefulness and quality Key Performance Indicators (KPIs)
- Credible, reliable and accurate and timeous reporting
- Document management
- Proper planning on the implementation of the IDP
- Inaccurate performance reporting
- Inaccurate execution of a KPI - Qualified Audit opinion on performance
- To determine the way forward on the Risk Management Shared Services
- Implementation of new Human Resources Regulations – Individual Performance

### RESPONSE TO CHALLENGES

- Regular Management Meetings to address concerns and shortcomings in terms of accountability
- PDOs and KPIs revised annually in line with the IDP
- Ongoing training and mentoring provided to ensure accurate review of documents
- Continuously assist with planning timeframes
- Internal Audits
- Timeous submission of evidence to Performance Management Office
- Review and correct inaccurate information
- Action owners must take ownership
- Compile KPI's in collaboration with owners
- Team based approach
- Training

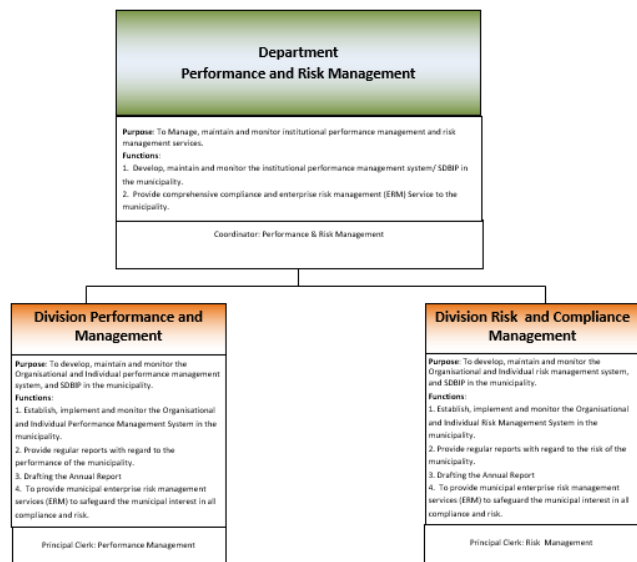
### ACCOMPLISHMENTS 2022 - 2025

- Consecutive clean audits (unqualified) in terms of Predetermined Objectives (PDOs) and the management of the Performance Management System (PMS)
- Fraud & Corruption and Risk Management Awareness
- Performance Agreements – cascaded down to all employees
- Functional Risk Management

### LEGISLATION

- The Constitution of the Republic of South Africa, 1996 (Act 108 of 1996)
- White Paper on Local Government, 1998
- Local Government: Municipal Systems Act, 2000 (Act 32 of 2000) as amended
- Local Government: Municipal Structures Act, 2000 (Act 33 of 2000) as amended
- Local Government: Municipal Finance Management Act, 2003 (Act 56 of 2003)
- Local Government: Municipal Planning and Performance Management Regulations 796 of 2001
- Local Government: Municipal Finance Management Act, 2003 Municipal Budget and Reporting Regulations (No R 393, 17 April 2009)
- Local Government: Municipal Performance Regulations for Municipal Managers and Managers directly accountable to Municipal Managers, 2006 (No R 805, 1 August 2006)
- Local Government: Municipal Systems Act, 2000: Local Government Regulations on appointment and conditions of employment of Senior Managers, (No 21, 21 January 2014)
- Batho Pele White Paper, 1997;
- 2017 COSO Framework
- and various MFMA circulars

## ORGANISATIONAL STRUCTURE AND ACCOUNTABILITY



## INTERGOVERNMENTAL RELATIONS

Forum Name	Is Forum active?	Frequency of Meetings	Forum Purpose	Forum Composition	Forum Chairperson
Provincial PDO Forum	Yes	Quarterly	To share and keep abreast of developments in terms of pre-determined objectives	DLG PT A-G Municipalities	DLG
District IDP Rep/PPComm	Yes	As per identified need	Overberg stakeholder structure	DLG Sector Depts Executive Mayors Municipal Managers Overberg District & Local Municipalities	District Municipal Manager
Audit and Performance Committee	Yes	Quarterly	To advise the Municipal Council and Administration on matters relating to the MFMA and performance	ODM officials External Audit Committee members	External Audit Committee Chairperson
Fraud & Risk Management Committee Meetings	Yes	Quarterly	To assist the Accounting Officer in addressing its oversight requirements of risk management and evaluating and monitoring the municipality's performance with regards to risk management	ODM officials Member of External Audit Committee	Member of the Audit and Performance Audit Committee
A-G Steering Committee Meetings	Yes	During audit review period	To provide feedback and information on audit process	A-G ODM officials	Auditor-General

Forum Name	Is Forum active?	Frequency of Meetings	Forum Purpose	Forum Composition	Forum Chairperson
Training Committee	Yes	Quarterly	To create a workforce empowered with the necessary and continuously upgraded skills	ODM officials Unions Councillors - Observers	Chair rotates between Officials and Unions
Municipal Public Accounts Committee (MPAC)	Yes	Quarterly	To assist Council with its oversight role. Also serves as the Oversight Committee for the Annual Report	Councillors ODM officials External member of the public	ODM Councillor
Council Portfolio Committees	Yes	Quarterly	To assist Executive Mayor and Mayoral Committee on matters relating to respective portfolio's	Councillors ODM officials	Relevant Portfolio Chair
Municipal Manager and Directors Evaluation Panel	Yes	Bi-annually	To evaluate the performance of the Employees at mid-year and year-end	<u>Municipal Manager:</u> Executive Mayor, Executive Mayor from another munic, Chair of APAC and member of the Mayco (Portfolio Chair) <u>Directors:</u> MM, MM from another munic, Chair of APAC and member of Mayco (Portfolio Chair)	Chairperson of the Municipal Manager performance evaluation: (Executive Mayor) Chairperson of the Director performance evaluation: (Municipal Manager)

Forum Name	Is Forum active?	Frequency of Meetings	Forum Purpose	Forum Composition	Forum Chairperson
ICT Steering Committee	Yes	Quarterly	To monitor the ICT environment	Municipal Officials	Municipal Official

## DEPARTMENTAL STRATEGIC DIRECTION

<b>OVERBERG DM VISION</b>	<b>Overberg – the opportunity gateway to Africa through sustainable services</b>	
<b>DEPARTMENTAL VISION</b>	A risk and performance culture that support the municipalities objectives	
<b>DEPARTMENTAL STRATEGIC OBJECTIVES</b>	To create an effective and efficient Performance and Risk Management System	
<b>ODM STRATEGIC GOAL</b>	To ensure good governance practices by providing a democratic and pro-active accountable government and encouraging community participation through existing IGR structures.	
<b>ALIGNMENT TO PROVINCIAL &amp; NATIONAL GOVERNMENT STRATEGIC DIRECTIVES</b>	<b>NDP</b>	<b>Ch 7</b> South Africa in the region and the world
	<b>National Outcome</b>	<b>Ch 13</b> Building a capable and developmental state
		<b>NO 9</b> A responsive, accountable, effective and efficient local government system <b>NO 12</b> An efficient, effective and development- oriented public service and an empowered, fair and inclusive citizenship
	<b>PSG</b>	<b>PSG 5</b> Embed good governance and integrated service delivery through partnerships and spatial alignment
<b>INPUTS</b>	<ul style="list-style-type: none"> <li>IDP &amp; Budget</li> <li>Human resource capacity</li> <li>Computer equipment</li> <li>Web-based monitoring tools &amp; Data</li> <li>Legislation</li> <li>Skills and Training</li> </ul>	
<b>ACTIVITIES /MISSION and OUTPUT</b>	Performance Management:	<ul style="list-style-type: none"> <li>Develop, guide, and maintain a performance management system</li> <li>Align Indicator to Strategic Direction</li> </ul>
	Reporting:	<ul style="list-style-type: none"> <li>Review and compile Monthly, Quarterly, Mid-year and Annual Reports</li> </ul>

	Individual Performance:	<ul style="list-style-type: none"> <li>Coordinate and guide Individual Performance Management</li> <li>Guide the alignment of performance indicators to strategic direction</li> </ul>
	Compliance:	<ul style="list-style-type: none"> <li>Guidance, monitoring and reporting</li> </ul>
	Risk Management:	<ul style="list-style-type: none"> <li>Coordinate Risk Management Committee meetings</li> <li>Compile Risk Agenda</li> </ul> <p>SDBIP Annual Reports Individual performance evaluations Risk Management Agenda Report on Compliance</p>
<b>PREDETERMINED OUTCOMES</b>	<ul style="list-style-type: none"> <li>To promote a performance culture</li> <li>Accurate and accountable reporting to the public</li> <li>Credible, functional and integrated Performance Management System</li> </ul>	
<b>IMPACT</b>	<ul style="list-style-type: none"> <li>To enhance performance against service delivery</li> </ul>	

#### GUIDING POLICIES/PROCEDURES/STRATEGIES/Frameworks

No	Policy	Review Status	Workshop Date	Date Approved by Council	Council Resolution Number
1.	National Treasury Framework for Managing Programme Performance Information	N/A (National document)	N/A	N/A	N/A
2.	Performance Management Policy Framework	05 December 2017	05 December 2017	05 December 2017	A184 05.12.2017
3.	MFMA Circular	N/A	N/A	N/A	N/A
4.	Code of ethics	29 June 2020	29 June 2020	29 June 2020	A65 29.06/2020

#### PERFORMANCE MANAGEMENT: TL SDBIP 2025/26 – 2026/27

Directorate	ODM SG	PDO	KPI	2025/2026				2026/ 2027
				Q1	Q2	Q3	Q4	
Office of the MM	SG5	Prepare Top Layer Service Delivery budget implementation plan for approval by the Mayor within 28 days after the adoption of the Budget	TL SDBIP submitted to Mayor for approval				1	1
		Review annually the TL SDBIP to inform Council should a revised TL SDBIP be necessary and table the report to Council	Report (Sec 72) tabled to Council by January			1		1
		Compilation and submission of Draft Annual Performance Report to the AG by 31 August	Annual Performance Report submitted	1				1

## 11.2 DIRECTORATE CORPORATE SERVICES

### 11.2.1 HUMAN RESOURCES

#### INTRODUCTION

**Human Resource Management (HRM or simply HR)** is the management of human resources. HR is primarily concerned with the management of people within organization, focusing on policies and on systems, including employee benefits, employee recruitment and selection, training and development, organizational change and industrial relations, that is, the balancing of organizational practices with requirements arising from collective bargaining and from governmental laws.

The Human Resources division of the Overberg District Municipality resides over the following functions and duties:

- Employment Equity (EE)
- Labour Relations (LR)
- Occupational Health & Safety (OHS)
- Recruitment and Selection (R&S)
- Training and Skills Development
- Employee Assistance Programme (EAP)
- Human Resource Administration (HR)

An update as well as progress with regard the above functions are reported on various platforms, viz. Local Labour Forum (LLF), Employment Equity Committee, Training Committee and Occupational Health & Safety Committee. Consultations are held with IMATU and SAMWU Representatives to ensure transparency and promote and enhance good governance.

#### PROBLEM STATEMENT

To provide quality HR services to attract, develop, motivate and retain a diverse workforce within a supportive work environment; to do this with emphasis on a motivated and informed workforce.

#### CHALLENGES

- Budget constraints
- Resistance to change
- Address working shortage

- Capacity constrains

#### RESPONSE TO CHALLENGES

- Focus on conducting quarterly orientation/information session through HR roadshow to share information with ODM employees HR policies and processes.
- Focus on attraction, development and retention.
- To enhance the ability of all individuals to reach their full potential.
- HRD to take back their rightful position in this organisation.
- HR induction/ orientation to staff through roadshow

#### ACCOMPLISHMENTS 2024-2025

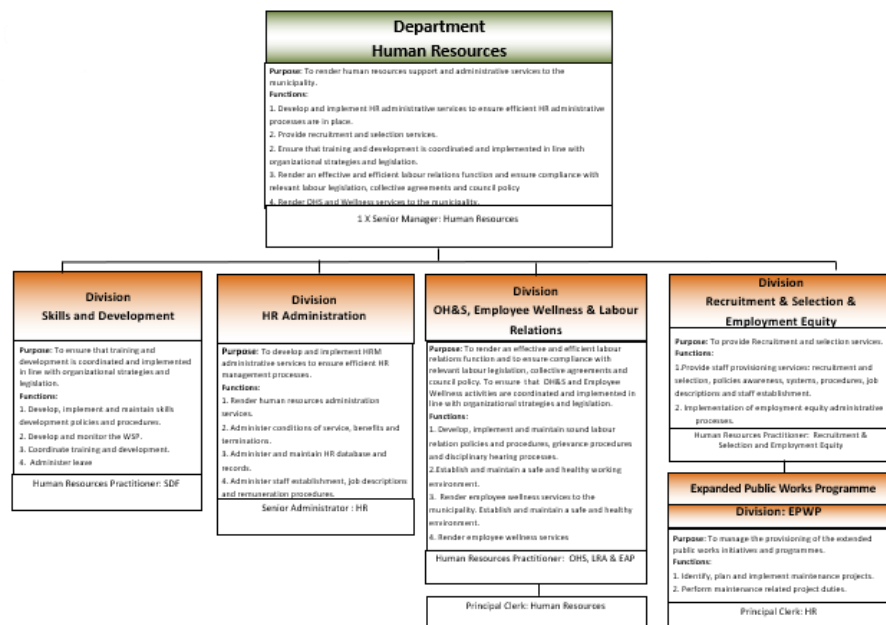
- Employment Equity (EE) Plan: Dept of Labour confirmed 5-year Plan and annual reports found to be satisfactory.
- Workplace Skills Plan (WSP): Certificate of Compliance received from LGSETA for submitting WSP and Annual Training Reports as prescribed by SETA Regulations.
- Implementation of the electronic leave system.
- The HR Department can assist employees and members of the public in all three languages of the Western Cape.
- Compliance:
  - Employment Equity (EE) Plan/Report
  - Workplace Skills Plan (WSP)
  - Collective Agreements

#### LEGISLATION

- Local Government Municipal Staff Regulation & Guidelines
- Constitution of the Republic of South Africa, 1996
- Basic Conditions of Employment Act, 1997 (Act 75 of 1997)
- Employment Equity Act, 1998 (Act 55 of 1998)
- Labour Relations Act (LRA), 1995 (Act 66 of 1995)
- Municipal Systems Act, 2000 (Act 32 of 2000)
- Municipal Structures Act, 1998 (Act 117 of 1998)
- Skills Development Act, 1998 (Act 81 of 1998)
- Skills Development Levies Act, 1999 (Act 20 of 1999)
- Occupational Health & Safety Act, 1993 (Act 85 of 1993)

- Construction Regulation, 2014
- Protection of Personal information Act

## ORGANISATIONAL STRUCTURE AND ACCOUNTABILITY



## INTERGOVERNMENTAL RELATIONS

Forum Name	Is Forum active?	Frequency of Meetings	Forum Purpose	Forum Composition	Forum Chairperson
Employment Equity (EE) Committee	Yes	Quarterly	To discuss matters related to Employment Equity	4 Councilmembers, 4 Management Reps, 8 Union Reps, HR	ODM Municipal Manager

Forum Name	Is Forum active?	Frequency of Meetings	Forum Purpose	Forum Composition	Forum Chairperson
Training Committee	Yes	Quarterly	To discuss training issues	2 Cllrs observer status 8 employees 8 union reps-observer status HR	ODM CFO
Local Labour Forum(LLF)	Yes	Monthly	To discuss labour relations matter	8 Employers Reps 8 Union Reps HR	Portfolio Chairperson
Occupational Health and Safety Committee	Yes	Quarterly	To discuss Health and safety related matters	16.2 Appointees, OH&S Reps, HR	ODM Safety Rep
SALGA Human Resources Working Group	Yes	Quarterly	HR Managers with problem solving, best practice and legislation/ collective agreement interpretation	HR Managers of all Munics in Province, SALGA	T Roodman George Municipality
Job Evaluation Committee	Yes	Monthly	Evaluation of positions	HR Managers of the District	J Amansure TWK
Provincial Audit Committee (PAC)	Yes	Monthly	Auditing of evaluated Job descriptions	HR managers of the WC	Dr H Brand West Coast District
SDF Provincial Forum	Yes	Quarterly	Information sharing, Training and processes	All SDF's in the Western Cape WC LGSETA	Darren Baumeester
District SDF Forum (Overberg & Cape Winelands)	Yes	Quarterly	Collate discussion deriving from the District Forums to be	All SDF's in the Overberg and Cape Winelands District	Joanne Pieterse

Forum Name	Is Forum active?	Frequency of Meetings	Forum Purpose	Forum Composition	Forum Chairperson
			taken to Provincial Forum for discussion		
Overberg District Coordinators Forum	Yes	Quarterly	Discuss challenges and progress to take forward to the District Forum	SDF's of the Overberg District	Z Feni for the Overberg District
EPWP District Forum	Yes		Discuss matters related to the EPWP Function	All municipal EPWP representatives	S Mdewu

## DEPARTMENTAL STRATEGIC DIRECTION

<b>OVERBERG DM VISION</b>	<b>Overberg – the opportunity gateway to Africa through sustainable services</b>		
<b>DEPARTMENTAL VISION</b>	An informed and skilled workforce		
<b>DEPARTMENTAL STRATEGIC OBJECTIVES</b>	Provide quality HR services to attract, develop, motivate and retain a diverse workforce within a supportive work environment.		
<b>ODM STRATEGIC GOAL</b>	To ensure municipal transformation and institutional development by creating a staff structure that would adhere to the principles of employment equity and promote skills development.		
<b>ALIGNMENT TO PROVINCIAL &amp; NATIONAL GOVERNMENT STRATEGIC DIRECTIVES</b>	<b>NDP</b>	<b>Ch 9</b>	Improving education, training and innovation
		<b>Ch 13</b>	Building a capable and developmental state
	<b>National Outcome</b>	<b>NO 1</b>	Improved quality of basic education
		<b>NO 5</b>	A skilled and capable workforce to support an inclusive growth path
	<b>PSG</b>	<b>PSG 2</b>	Improve education outcomes and opportunities for youth development
<b>INPUTS</b>	<ul style="list-style-type: none"> <li>Budget</li> <li>Human resources</li> <li>Pool vehicles for attending meetings</li> <li>HR-related IGR structures</li> </ul>		
<b>ACTIVITIES/MISSION and OUTPUT</b>	Employment Equity (EE):	The purpose of the Employment Equity Act, 1998, is to achieve equity in the workplace by: <ul style="list-style-type: none"> <li>a) promoting equal opportunity and fair treatment in</li> </ul>	

		<p>employment through the elimination of unfair discrimination;</p> <p>b) implementing affirmative action measures to redress the disadvantages in employment experienced by designated groups, to ensure their equitable representation in all occupational categories and levels in the workplace.</p> <p>In adhering to the above prescripts, as well as that of the Labour Relations Act (LRA), 1995, the ODM strives to ensure equity of employment by racial and gender classification. The ODM has a functioning EE Committee that meets quarterly.</p>
	Recruitment and Selection:	<p>The ODM ensures transparency in its recruitment and selection processes by way of consultation with all relevant role-players. Recruitment and selection is done in a fair, efficient, effective, transparent and equitable manner in order to:</p> <ul style="list-style-type: none"> <li>achieve equity in the workplace</li> <li>promote workplace diversity</li> <li>attract scarce skills and</li> <li>enhance service excellence</li> </ul>
	Employee Wellness:	<p>The ODM has an Employee Assistance Programme (EAP) in place. The EAP consists of employee benefit programmes to be offered by the employer. The EAP is intended to assist employees deal with personal challenges that might adversely impact their work performance, health and well-being. EAPs include short-term counselling and referral services for employees and their households. By effectively implementing and applying the EAP, the ODM, amongst many other benefits,</p> <ul style="list-style-type: none"> <li>stands to gain a more productive workforce</li> <li>ensures a workforce with a positive attitude towards executing his/her duties</li> <li>reduce absenteeism in the workplace</li> </ul>
	Labour Relations:	As guided by the LRA, the ODM strives to promote economic development, social justice, labour peace and democracy in the workplace. The Local Labour Forum (LLF) meets on a monthly basis.
	Training and Skills Development:	As prescribed in the Municipal Systems Act, 2000 (Act 32 of 2000), the Skills Development Act, 1998 (Act 81 of 1998) and the Skills Development Levies Act, 1999 (Act 20 of 1999), Councillors and employees have the right to reasonable access to education, training and development within the broader service delivery strategies and priorities



		<p>of Council. The ODM is therefore committed to skills development of its Councillors and employees. The aim is to ensure that:</p> <ul style="list-style-type: none"> <li>Provision and management of education, training and development in ODM promotes the achievement of organisational goals and objectives.</li> <li>Councillors and employees have access to quality education, training and development.</li> <li>ODM complies with National legislation and guidelines.</li> </ul> <p>In order to provide quality education and training, the following general principles apply:</p> <ul style="list-style-type: none"> <li>Ensure Training Providers are accredited in terms of relevant legislation.</li> <li>Procurement procedures and the selection of Training Providers are in terms of ODMs Procurement Policy, and with due consideration for quality control.</li> <li>Training that is undertaken will support the principle of capacity building.</li> <li>Ensure that, where possible, training will lead to the acquisition of credits for learners in terms of the National Qualifications Framework (NQF).</li> <li>Ensure that beneficiaries of education, training and development are aligned to ODMs EE initiatives.</li> </ul>
	Occupational Health & Safety (OHS):	<p>In terms of Section 17 of the Occupational Health &amp; Safety Act, 1993 (Act 85 of 1993), the employer is obliged to ensure the health and safety of all its employees in the workplace. Thus far, the ODM has embarked on introducing and implementing safety measures in the workplace. However, due to budget constraints, the ODM has failed to fully implement health and safety measures in the workplace, placing Council at great risk.</p> <p>The Employer is also obliged to ensure the appointment of Occupational Health &amp; Safety (OHS) Representatives in the workplace. The ODM has to date appointed twenty-two (22) OHS Representatives, representing all departments across the District, as well as fourteen (14) OHS Officials, representing the different teams within Roads Department. As a result of additional training programmes, adherence to SOPs and the appointment of OHS Officials for the different teams at Roads, a significant decline in injuries on duty occurred over the last period.</p>

		<p>It is the intention of ODM to continually strive:</p> <ul style="list-style-type: none"> <li>To provide quality training programmes to OHS Representatives and officials in order to ensure health and safety of all in the workplace.</li> <li>To provide for the necessary funding to fully implement health and safety in the workplace, as prescribed by the law.</li> </ul> <p>OHS meetings are conducted on a quarterly basis and the Department of Transport &amp; Public Works regularly conducts safety audits at the Roads Department.</p>
<b>PREDETERMINED OUTCOMES</b>		<ul style="list-style-type: none"> <li>To have an informed workforce</li> <li>Develop/review HR policies in a manner that is understandable and implementable</li> <li>Enhance skills, knowledge and abilities of individuals to improve the productivity of people in their work areas</li> </ul>
<b>IMPACT</b>		<ul style="list-style-type: none"> <li>Focus on attraction, development and retention.</li> <li>To enhance the ability of all individuals to reach their full potential.</li> <li>HRD to take back their rightful position in this organisation</li> </ul>

#### GUIDING POLICIES/PROCEDURES/STRATEGIES/Frameworks

No	Policy	Status	Adoption
1.	Acting, Secondment and Additional Allowance Policy	Review	24/05/2024
2.	Bursary Policy	Review	28/06/2021
3.	Study Aid Policy	Adopted	28/06/2021
4.	Cellular Tablet & Data Policy	Review	27/07/2015
5.	Dress Code Policy	Review	28/06/2021
6.	EAP Policy	Review	27/07/2015
7.	Financial Support for Driving Lessons	Review	05/12/2017
8.	HIV/Aids Policy	Review	18/06/2012
9.	OH&S Policy	Review	28/06/2021
10.	Overtime Policy	Review	18/06/2018
11.	Promotion Policy - Fire Dept	Repeal	29.08.2022
12.	R&S Policy	Review	22/08/2022
13.	Sexual Harassment Policy	Review	06/12/2019
14.	Skill Retention Policy	Review	27/07/2015

15.	Smoking Policy	Review	27/07/2015
16.	Substance Abuse Policy	New	06/12/2019
17.	Task Job Evaluation Policy	Review	03/12/2012
18.	Time-Off to Attend Funeral or Memorial Service Policy	Review	24/05/2021
19.	S&T Policy	Review	29/05/2023
20.	Education, Training & Development Policy	Review	22/08/2022
21.	Employment Equity Policy	New	22/08/2022
22.	HR Policy Framework	New	22/08/2022
23.	Induction & Orientation	New	22/08/2022
24.	Housing Policy	Review	05/12/2022

#### PERFORMANCE MANAGEMENT: TL SDBIP 2025/26

No.	KPI Name	Description of Unit Measurement	Annual Target	Q1	Q2	Q3	Q4
1.	Review and update the Staff Establishment as per the MSR and table to Council by end May 2025	Number of reviewed staff establishment tabled p.a.	1			1	
2.	Interact quarterly with staff on strategic HR-related matters	Number of staff interactions p.a.	4	1	1	1	1
3.	Percentage of Municipal budget spent on the implementation of the Workplace Skills Plan by 30 June (Reg)	% Municipal Budget spent p.a. on WSP (Actual spent on Training / Total Expenditure Budget)	0.37%				0.37%
4.	Create temporary work opportunities through the municipality's	Number of temporary EPWP work opportunities created p.a.	172				172

	EPWP programme by 30 June						
5.	Conduct annual sexual harassment awareness campaign with staff	Number of awareness campaigns per annum	1				

### 11.2.2 ADMINISTRATION SERVICES

#### INTRODUCTION

An effective Support Services function is crucial in ensuring the Overberg District Municipality delivers on its strategic objectives. Despite a lack of capacity, the Support Services unit co-ordinates an effective administrative support system to all departments and ensures the safekeeping of confidential documentation with regard contracts and property management. The functions of these two units comprise:

- Administrative support (preparation and distribution of agendas and minutes)
- Committee services
- Records management
- Archives and Registry
- Council support

#### PROBLEM STATEMENT

The shifting and/or cancellation of meeting dates impact on the administrative functioning of the Division which results in target dates as per the SDBIP not being met.

#### CHALLENGES

- Staff Capacity and High Workload
- Poor Records Management and Documentation
- Limited Budget and Resources
- Resistance to Change and Modernization

#### RESPONSE

- To manage the high workload, the Department is focusing on better resource allocation, using technology to automate routine tasks, and identifying areas where additional temporary or permanent staff may be needed.
- To tackle issues with record-keeping, the Department has revised and strengthened its Records Management Policy. This includes implementing digital records management systems, Collaborator that ensure all documents are securely stored, easily retrievable, and compliant with relevant laws. Audits on records management are also carried out to ensure proper adherence to the policy.
- With the limited budget as requested, the department ensures that resources are allocated efficiently, and unnecessary expenses are minimized.
- Response: Clear communication about the reasons for change, along with ongoing support, helps ensure smoother transitions to the new system or processes.

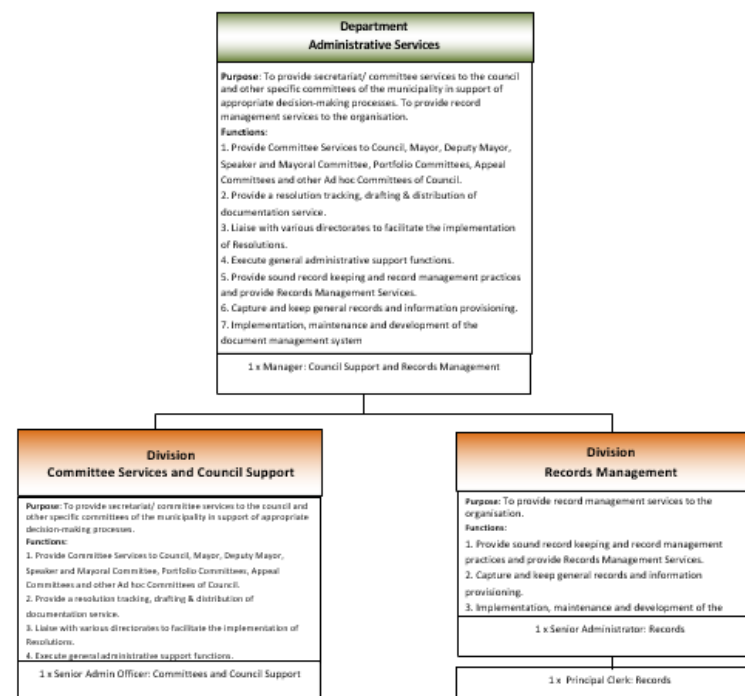
## ACCOMPLISHMENTS 2024-2025

- Review of the Records Management Policy
- Application for authorization to transfer files to Western Cape Archives
- Updating and amendment of Registry Procedure Manual
- Application for authorization to transfer files to Western Cape Archives
- File plan translation from Afrikaans to English recognized by WCARS.
- Updated File Plan: The Department successfully completed the updating of the File Plan, ensuring all records are systematically classified and easily accessible for efficient management.
- Authorization for File Transfer to Western Cape Archives: The Department applied for and received the necessary authorizations to transfer records to the Western Cape Archives, ensuring proper storage and compliance with legal requirements.
- Clean Archives and Records Audit (July 2022): A thorough audit of archives and records was completed in July 2022, ensuring that records are properly maintained and that any outdated or irrelevant files were disposed of in accordance with policy.
- Review of Records Management Policy: The Department conducted a comprehensive review of the Records Management Policy, ensuring alignment with current legal requirements and best practices.
- Successful Implementation of Collaborator: The Department successfully implemented Collaborator, a records management software that has improved document control, workflow efficiency, and access to important records.
- These accomplishments reflect the Department's ongoing commitment to improving records management, maintaining compliance, and enhancing overall administrative efficiency.

## LEGISLATION

- The Constitution of the Republic of South Africa, 1996 (Act 108 of 1996)
- Municipal Systems Act, 2000 (Act 32 of 2000)
- Municipal Structures Act, 1998 (Act 117 of 1998)
- Records and Archives Management Policy
- National Archives and Records Service of South Africa Act (No 43 of 1996 as amended)
- National Archives and Records Service of South Africa Regulations
- Public Finance Management Act (No 1 of 1999)
- Promotion of Access to Information Act (No 2 of 2000)
- Promotion of Administrative Justice Act (No 3 of 2000)
- Electronic Communications and Transactions Act (No 25 of 2002)

## ORGANISATIONAL STRUCTURE AND ACCOUNTABILITY



## INTERGOVERNMENTAL RELATIONS

Forum Name	Is Forum active?	Frequency of Meetings	Forum Purpose	Forum Composition	Forum Chairperson
Records Management Forum	Yes	Quarterly	The Western Cape Archives and Records Service collects, manages and preserves records that form part of our archival heritage.	All Municipal Records Managers SALGA	WC DLG

## DEPARTMENTAL STRATEGIC DIRECTION

<b>OVERBERG DM VISION</b>	<b>Overberg – the opportunity gateway to Africa through sustainable services</b>		
<b>DEPARTMENTAL VISION</b>	A culture of service excellence		
<b>DEPARTMENTAL STRATEGIC OBJECTIVES</b>	To deliver an effective and efficient administrative service		
<b>ODM STRATEGIC GOAL</b>	To ensure good governance practices by providing a democratic and pro-active accountable government and ensuring community participation through existing IGR structures.		
<b>ALIGNMENT TO PROVINCIAL &amp; NATIONAL GOVERNMENT STRATEGIC DIRECTIVES</b>	<b>NDP</b>	<b>Ch 13</b>	Building a capable and developmental state
	<b>National Outcome</b>	<b>NO 9</b>	A responsive, accountable, effective and efficient local government system
		<b>NO 12</b>	An efficient, effective and development- oriented public service and an empowered, fair and inclusive citizenship
	<b>PSG</b>	<b>PSG 5</b>	Embed good governance and integrated service delivery through partnerships
<b>INPUTS</b>	<ul style="list-style-type: none"> <li>Budget</li> <li>Human capacity</li> <li>Skills Knowledge</li> <li>Vehicles</li> <li>Office and Computer Equipment</li> <li>Legislation</li> </ul>		

<b>ACTIVITIES/ MISSION and OUTPUT</b>	Administrative Support:	<ul style="list-style-type: none"> <li>Compilation of agendas</li> <li>Accurate Minute-taking for Mayco, Portfolio &amp; Council Meetings; distribution of resolutions</li> <li>Minute-taking for LLF, EE, Training Committee, MPAC, Sec 32, Audit &amp; Performance Audit Committee</li> <li>Assist with Minute-taking at Audit SC, Bid Specification-, Evaluation- &amp; Adjudication Committees</li> <li>Filing</li> <li>Registry procedure manual</li> <li>Comply to Western Cape Archives</li> <li>Review policies</li> <li>Collection and distribution of mail items</li> <li>Copying and binding documents for distribution</li> </ul>
	Archives & Records Mgt	
	Committee Services:	<p>Committee Services is tasked to compile and distribute Agendas to Councilors, Management and relevant personnel. It is also responsible for the accurate recording of Minutes at Portfolio Committees, Executive Mayco and Council Meetings. The safe keeping of especially confidential Minutes and documents emanating from such discussions, as well as Council Resolutions, are ensured throughout. Assistance is offered to the following predominant structures:</p> <ul style="list-style-type: none"> <li>Council</li> <li>Executive Mayoral Committee</li> <li>Strategic Services Portfolio</li> <li>Community Services Portfolio</li> <li>Finance Portfolio</li> <li>Corporate &amp; IGR Portfolio</li> </ul> <p>On an <i>ad-hoc</i> basis, committee services are rendered at meetings other than the above. The Archives section is responsible for ensuring a comprehensive and proper filing system, as per Western Cape Archive Regulations.</p>
<b>PRE- DETERMINED OUTCOMES</b>		<ul style="list-style-type: none"> <li>Priority 1: Maintain clean audit (Registry)</li> <li>Priority 2: Switching over to paperless - Electronic distribution of agendas and minutes</li> <li>Priority 3: Optimal utilization of current resources</li> </ul>
<b>IMPACT</b>		<ul style="list-style-type: none"> <li>Ensure the quality of printing and circulation of documents</li> <li>To reduce the cost of the circulation of agendas and minutes</li> <li>Safeguarding and establishing sound procedures for the security, privacy and confidentiality of records</li> </ul>

## GUIDING POLICIES/PROCEDURES/STRATEGIES/Frameworks

No	Policy	Review Status	Date Approved by Council
1.	Records Management Policy	Review	06.12.2023
2.	Rules of order for the conducting of meetings	Review	06.12.2021
3.	System of Delegations and Sub-Delegations	Review	24.06.2019
4.	POPIA Policy	New	05.12.2022
5.	POPIA Compliance Framework	New	05.12.2022

## OPERATIONAL PLANNING (Process/Action Plan of the unit with timeframes)

Main Activity	Timeframe	Deliverables
Paper reduction	Ongoing	All agendas and minutes to be distributed electronically
Upgrade of archives	Ongoing	Installation of smoke detectors

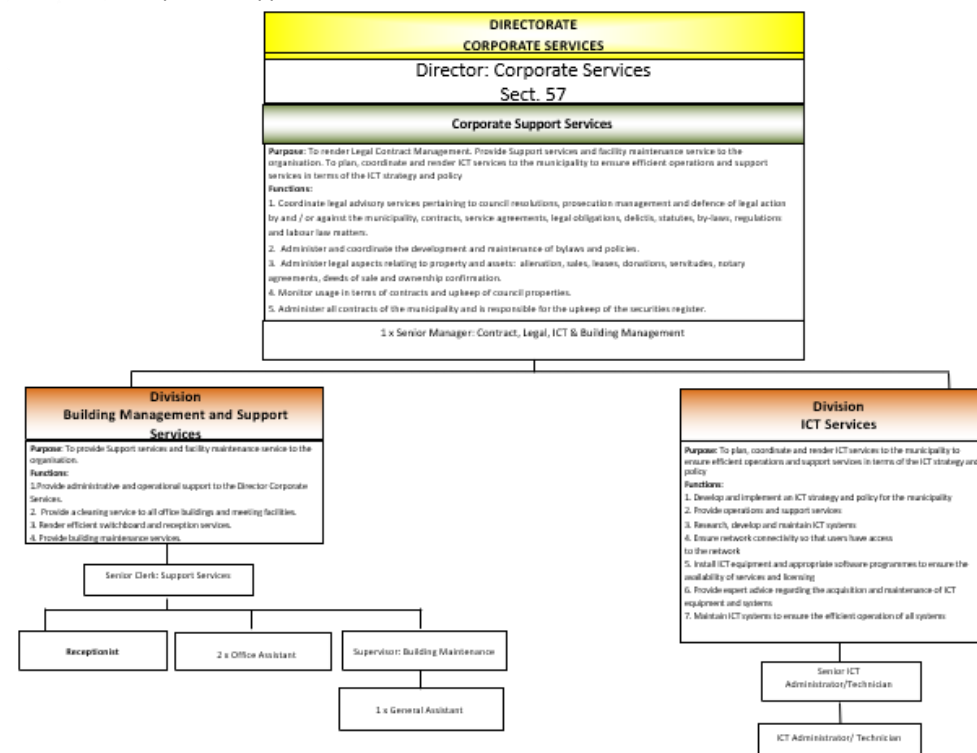
## PERFORMANCE MANAGEMENT: TL SDBIP 2025/26 – 2026/27

No.	KPI Name	Description of Unit Measurement	Annual Target	2025/2026			
				Q1	Q2	Q3	Q4
1.	Table quarterly progress report on Electronic Document Management System to Corporate Services Portfolio Committee.	Number of progress reports tabled per annum	4	1	1	1	1
2.	Bi-annual submission of updated Remedial Action Plan to WC Archives & Record Services.	Number of updated plans submitted per annum to WCARS	2		1		1

## 11.2.3 CORPORATE SUPPORT SERVICES

### INTRODUCTION

With the review of the organizational structure, adopted by the Council in August 2022, the Department Corporate Support Services is structured as follows:



The Senior Manager: Contract, Legal, ICT and Building Management position is filled.

## PROBLEM STATEMENT

The lack of limited capacity in respect of SCM building maintenance related processes has an adverse impact on project implementation.

## CHALLENGES

- Building Maintenance provides a service to the entire ODM, across all depots in the region. The lack of capacity renders this task extremely challenging.
- Lack of sufficient ICT personnel to serve the entire organization.
- Ad-hoc requests from departments for unplanned ICT and maintenance building activities.
- SOC2 compliance with external service providers.
- Outdated delegation register.
- The risk of ensuring continuity of security services on the protection of council assets.

## RESPONSE

- Formalize the appointment of an ITC intern.
- Fill critical vacancies in ICT and Building Management Units.
- EPWPs appointed to assist with cleaning and building maintenance activities.
- Building Maintenance and Office Assistants perform duties as per Work Schedule and Building Maintenance Plan.
- Conduct site visits to ascertain accurate building maintenance needs.
- Adequate budget and fund ICT and building Management projects.
- Apply for provincial and national government funding and support.
- Review delegations register by June 2025.
- Implementation of the building maintenance plan with adequate budget provision and SCM support.
- Adhering to SCM guidelines and efficient and effective response to ensuring further continuity of service.

## ACCOMPLISHMENTS 2024 - 2025

- Successful implementation of the Cooperative Agreement concluded with Cape Agulhas Municipality for ICT assistance.
- Building Maintenance Division and ICT Services Division making progress with backlogs.
- Draft Fleet Pool fleet Management Policy and SOP tabled to council.
- Work Schedule developed and monitored for Office Assistant duties.
- Monitoring and control of fleet management mechanisms introduced.
- Improved ICT security infrastructure as per ICT Remediation Plan.
- Updating and upgrading of operating system to minimize vulnerabilities.
- Implemented automated back-up system.
- Upgrading network infrastructure for faster and secure data transfer.
- Review of ITC Policies.
- Computer and computer equipment were replaced.
- Aircons replaced and maintained, and generators maintained.
- Ensuring 24/7 up-time by installing back-up power.
- Intern appointed to provide additional capacity in Switchboard and Fleet Administration.

## LEGISLATION

- The Constitution of South Africa, 1996
- Protection of Personal Information Act (POPIA), 2013

## INTERGOVERNMENTAL RELATIONS

Forum Name	Is Forum active?	Frequency of Meetings	Forum Goal	Forum Composition	Forum Chairperson
ICT Steering Committee	Yes	Quarterly	To facilitate the use of ICT in enabling business in its service delivery.	Municipal Officials	Director: Corporate Services
SALGA Working Groups: ▪ Governance & Intergovernmental Relations ▪ Municipal Digital Solutions	Yes	Quarterly	Forum through which organized local government can consult on a political level in order to contribute towards the creation of democratic and economically viable local	Councilors Municipal Officials	Various (Councilors)

Forum Name	Is Forum active?	Frequency of Meetings	Forum Goal	Forum Composition	Forum Chairperson
▪ Capability and Institutional Resilience			government.		

#### GUIDING POLICIES/PROCEDURES/STRATEGIES/Frameworks

No.	Policy	Review Status	Date Approved by Council
1.	ICT Disaster Recovery Plan	New	22.08.2022
3.	ICT Strategic Plan	Review	22.08.2022
4.	Municipal Corporate Governance of ICT Policy	Review	22.08.2022
5.	ICT User Access Management Policy	New	05.12.2022
6.	ICT Change Management Policy	New	05.12.2022
7.	ICT Operating System Security Controls Policy	New	05.12.2022
8.	ICT Security Controls Policy	New	05.12.2022

	to ICT SC.						
2.	Percentage Capital budget spent on building maintenance capital projects by 30 June (Reg)	% of Building maintenance capital budget actually spent on capital projects for the annum (Actual spent on capital projects/Total capital budget)	90%	0%	0%	0%	90%

8

#### PERFORMANCE MANAGEMENT: TL SDBIP 2025/2026 – 2026/27

No.	KPI Name	Description of Unit Measurement	Annual Target	Target 2025/26			
				Q1	Q2	Q3	Q4
1.	Review and quarterly table ICT Remediation Plan	Number of reviewed plans tabled p.a.	4	1	1	1	1



## 11.3 DIRECTORATE FINANCE

### 11.3.1 FINANCE

#### INTRODUCTION

The Finance Department is responsible for:

- Annual Financial Statements (AFS)
- Budget Setting and Reporting
- Revenue and Debtor Control
- Expenditure and Credit Control
- Insurance Portfolio
- Financial Reporting
- Investment Properties
- Financial Compliance
- Financial System Administration

National Treasury had prescribed municipalities to comply with the municipal Standard Chart of Accounts (mSCOA) by 01 July 2017. The Overberg District Municipality however implemented mSCOA as at 1 July 2016 and is continuously aligning ongoing as new versions becomes available and migration to the web-based continuously as developed or required.

#### CHALLENGES

- Compliance hampering service delivery
- Dependent on cooperation from various stakeholders
- Ensuring a cash funded surplus budget
- Migration to new Financial System Risks

#### ACCOMPLISHMENTS 2024 - 2025

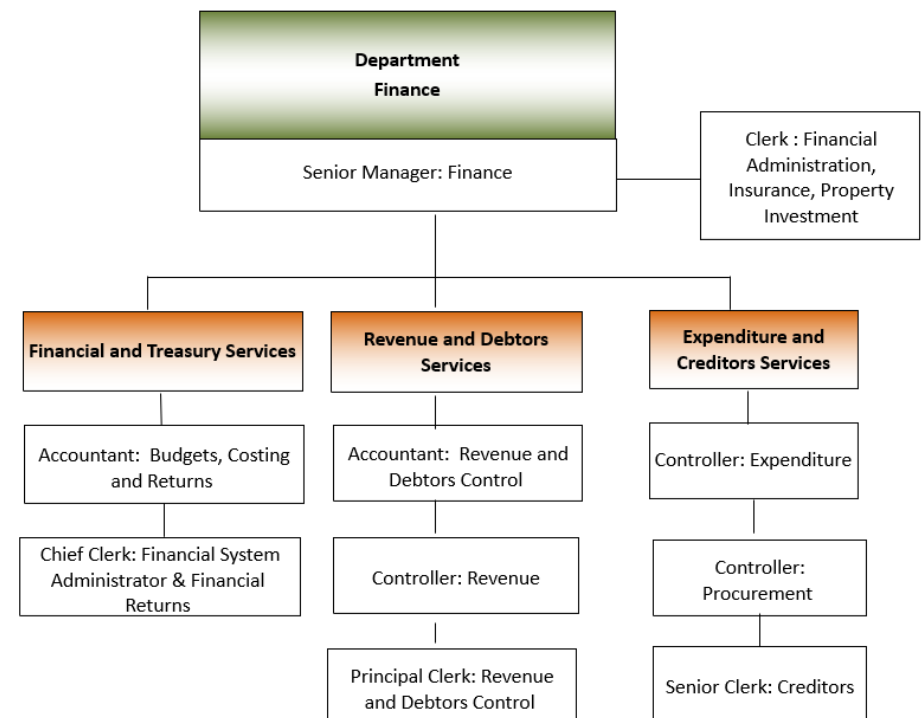
- Implementation of web base financial system
- Decrease in use of consultants
- Clean Audit achievements
- Compilation of Financial Revival Initiative
- Implemented cost containment regulations
- Funded and balanced budget
- Initiated an Investment Property audit and optimum utilization of properties

- Updated the long-term financial plan and strategy of ODM.
- Re-activation of MSCOA committee
- Clean Audit opinion 2022/2023

#### LEGISLATION

- Municipal Finance Management Act (MFMA), 2003 (Act 56 of 2003)
- Municipal Systems Act, 2000 (Act 32 of 2000)

#### ORGANISATIONAL STRUCTURE AND ACCOUNTABILITY



## INTERGOVERNMENTAL RELATIONS

Forum Name	Is Forum active?	Frequency of Meetings	Forum Purpose	Forum Composition	Forum Chairperson
MAF	Yes	Quarterly	Technical financial matters	WC Provincial Treasury	PT

## DEPARTMENTAL STRATEGIC DIRECTION

OVERBERG DM VISION	Overberg – the opportunity gateway to Africa through sustainable services		
DEPARTMENTAL VISION	Provide timely and accurate financial information, ensuring proper decision making, compliance and procedures are executed		
DEPARTMENTAL STRATEGIC OBJECTIVES	Optimally execute accounting and financial management services to ensure effective, efficient and economics are applied		
ODM STRATEGIC GOAL	To attain and maintain financial viability and sustainability by executing accounting services in accordance with National policy and guidelines.		
ALIGNMENT TO PROVINCIAL & NATIONAL GOVERNMENT STRATEGIC DIRECTIVES	NDP	Chap 3 Chap 13 Chap 14	Economy and employment Building a capable and developmental state Fighting corruption
	National Outcome	NO 4	Decent employment through inclusive economic growth
		NO 9	A responsive, accountable, effective and efficient local government system
		NO 12	An efficient, effective and development- oriented public service and an empowered, fair and inclusive citizenship
	PSG	PSG 1	Create opportunities for growth and jobs
ACTIVITIES/MISSION	Budget and Reporting Cash and Liquidity Management Annual Financial Statements Expenditure Management Revenue Management and Debt Collection Financial System Management		
PREDETERMINED OUTCOMES	<ul style="list-style-type: none"><li>• Qualified Financial Interns (funded from grant) available for skills transfer</li><li>• Migration to web-based financial system -mSCOA</li></ul>		
IMPACT	<ul style="list-style-type: none"><li>• Aim for a Clean Audit</li><li>• mSCOA and GRAP compliant Annual Financial Statements</li><li>• Maintain good intergovernmental relations</li></ul>		

- Optimal utilization of Investment Properties
- Ensuring Capital Projects are executed
- Compiling surplus cash backed budgets

## GUIDING POLICIES/PROCEDURES/STRATEGIES/Frameworks

No.	Policy	Review Update	Date Approved	Council Res No.
1.	Borrowing Policy	Amended		
2.	Budget Policy	Amended		
3.	Cash Management and Investment Policy	Amended		
4.	Cost containment Policy	Amended		
5.	Credit Control and Debt Management Policy	Amended		
6.	Customer Care Policy	Amended		
7.	Funding and Reserves Policy	Amended		
8.	Infrastructure Investments and Capital Projects Policy	Amended		
9.	Infrastructure Procurement and Delivery Policy	Amended		
10.	Liquidity Policy	Amended		
11.	Long-Term Financial Planning Policy	Amended		
12.	Management and Administration of	Amended		
13.	Immovable Assets Policy			
14.	Tariff Policy	Amended		

15.	Virement Policy	Amended		
-----	-----------------	---------	--	--

#### PERFORMANCE MANAGEMENT: TL SDBIP 2025/26 – 2026/27

Directorate	ODM SG	PDO	KPI	2025/26				2026/2027
				Q1	Q2	Q3	Q4	
Finance	SG4	Measured financial viability in terms of the Municipality's ability to meet its service debt obligations by 30 June (debt coverage).	The number of times the municipality was able to meet its Debt obligation (Total operating revenue received - operating grants / debt service payments)				7	
		Measured financial viability in terms of the available cash to cover fixed operating expenditure by 30 June (Cost coverage) (Reg)	Number of months cash were available to cover fixed operating expenditure (All available cash at a particular time + investments / monthly fixed operating expenditure)				3	
		Measured financial viability in terms of percentage outstanding service debtors by 30 June (Service Debtors) (Reg)	% Outstanding service debtors per annum (Total outstanding service debtors / annual revenue received for services)				20	

### 11.3.2 SUPPLY CHAIN & ASSET MANAGEMENT

#### INTRODUCTION

The municipal Supply Chain Management Regulations was promulgated in the Government Gazette (number 27636) on 30 May 2005. According to regulation (7)(1) each municipality and each municipal entity must establish a Supply Chain Management Unit (SCM) to implement its supply chain management policy. The SCM Unit was established during May 2008 and a Head of SCM was appointed on 1 October 2008.

The implemented SCM system provides for the following elements:

#### Demand Management

- Management of processes to ensure that goods and services required by the Municipality are quantified and budgeted for and supports its operational commitments and its strategic goals.
- Provide for the compilation of the required specifications to ensure that its needs are met.

#### Acquisition Management - Ensure

- that goods and services are procured by the municipality or municipal entity in accordance with authorized processes.
- that expenditure on goods and is incurred in terms of an approved budget
- that the threshold values for the different procurement processes are complied with
- that bid documentation, adjudication criteria and general conditions of a contract are in accordance with any applicable legislation
- that any Treasury guidelines are properly taken into account.

#### Logistics Management

- To provide for the setting of inventory levels, placing of orders, receiving and distribution of goods, stores and warehouse management, expediting orders, vendor performance, maintenance and contract administration.

#### Disposal Management

- Disposal or letting of assets, including unserviceable, redundant or obsolete assets.

#### Risk Management

- Identification, consideration and avoidance of potential risks in the supply chain management system.

## Contract and Performance Management

- Administrative duties associated with a contract that has arisen through the acquisition/procurement processes as described in the municipalities' Supply Chain Management Policy.
- Monitoring system to determine, on the basis of a retrospective analysis, whether the authorized supply chain management processes were followed and whether the desired objectives were achieved.

## PROBLEM STATEMENT

Negative stereotypes associated with supply chain management. The supply chain management function being misunderstood as well as the strategic importance of the function not being recognized.

## CHALLENGES

- Non-adherence to the procurement plan (buy-in, accountability and commitment from user departments) – Demand Management
- Limited skilled resources to effectively execute contract- and logistics management
- Availability of compliant local suppliers – goods and services

## RESPONSE TO CHALLENGES

- Develop and implement a demand management process
- Assist local suppliers to comply
- Register local suppliers on the municipal and national supplier database

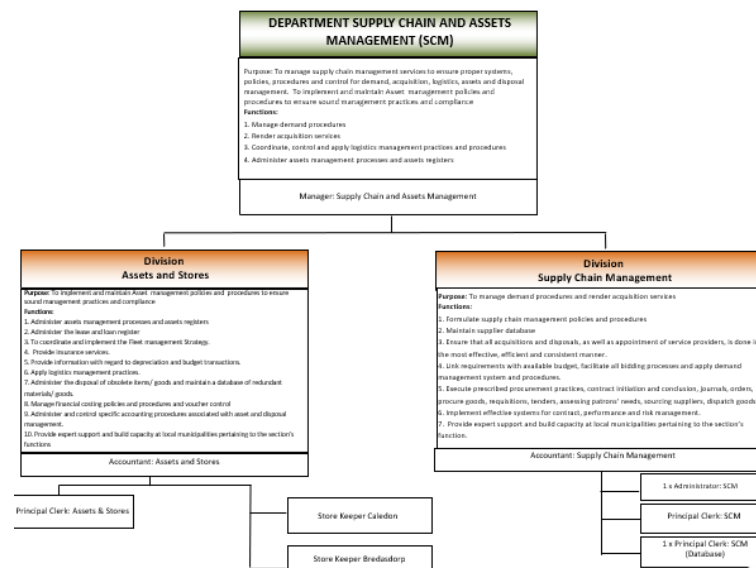
## ACCOMPLISHMENTS 2024-2025

- Develop a Demand Management policy, Standard Operating Procedures, rules and procedures for Bid Committees
- Clean Audit, Stores Procedure Manual, Switch to Samras plus (electronic requisition system for procurement under R30 000)
- Develop a Preferential Procurement- and a Supply Chain Management Policy for Infrastructure procurement and Delivery Management

## LEGISLATION

- ✓ Constitution of the Republic of South Africa, Act No 108 of 1996
- ✓ Municipal Finance Management Act No 56 of 2003 – and its regulations
- ✓ Municipal Systems Act 32 of 2000
- ✓ Policy to guide uniformity in procurement reform processes in government
- ✓ National Treasury Circulars
- ✓ Preferential Procurement Policy Framework Act, Act No 5 of 2000 – and its regulations
- ✓ Broad Based Black Economic Empowerment Act, Act No 53 of 2003
- ✓ Prevention and Combating of Corruption Activities Act, Act No 12 of 2004
- ✓ King Report on Corporate Governments for South Africa
- ✓ Integrated Development Plan
- ✓ State Information Technology Agency Act
- ✓ National Small Business Act, Act No 102 of 1996
- ✓ Other related Acts -
  - Public Service Act, Act No 23 of 1994.
  - Promotion of Administrative Justice Act, Act No 3 of 2000.
  - Promotion of Access to Information Act, Act No 2 of 2000.
  - Protected Disclosure Act, Act No 26 of 2000.
  - The Competition Act, Act No 89 of 1998

## ORGANISATIONAL STRUCTURE AND ACCOUNTABILITY



## INTERGOVERNMENTAL RELATIONS

Forum Name	Is Forum active?	Frequency of Meetings	Forum Purpose	Forum Composition	Forum Chairperson
Supply Chain Management Forum	Yes	Quarterly	MFMA	Provincial Treasury WC Munics	PT
SCM Indaba	Yes	Annually	MFMA	Provincial Treasury WC Munics Suppliers	PT

## DEPARTMENTAL STRATEGIC DIRECTION

<b>OVERBERG DM VISION</b>	Overberg – the opportunity gateway to Africa through sustainable services
<b>DEPARTMENTAL VISION</b>	To be fair, transparent and cost-effective to all when executing our duties.
<b>DEPARTMENTAL STRATEGIC OBJECTIVES</b>	To manage SCM in an economic, effective, efficient and timeous manner.
<b>ODM STRATEGIC</b>	To attain and maintain financial viability and sustainability by executing

<b>GOAL</b>	accounting services in accordance with National policy and guidelines.		
<b>ALIGNMENT TO PROVINCIAL &amp; NATIONAL GOVERNMENT STRATEGIC DIRECTIVES</b>	<b>NDP</b>	<b>Ch 3</b>	Economy and employment
		<b>Ch 13</b>	Building a capable and developmental state
		<b>Ch 14</b>	Fighting corruption
	<b>National Outcome</b>	<b>NO 4</b>	Decent employment through inclusive economic growth
		<b>NO 9</b>	A responsive, accountable, effective and efficient local government system
		<b>NO 12</b>	An efficient, effective and development- oriented public service and an empowered, fair and inclusive citizenship
	<b>PSG</b>	<b>PSG 1</b>	Create opportunities for growth and jobs
<b>INPUTS</b>	<ul style="list-style-type: none"> <li>Human Resources</li> <li>Budget</li> <li>Transport</li> <li>Financial system (SAMRAS)</li> <li>Legislation</li> </ul>		
<b>ACTIVITIES/ MISSION and OUTPUT</b>	Demand Management:	Demand Management Plan Compilation of Specifications Maintaining the supplier database Determine supply chain management process according to the thresholds	
	Acquisition Management:	Compilation of tender and formal quotation documents Distribution of bid documentation Evaluation and Adjudication of bids received Reporting on implementation of supply chain management processes	
	Logistics Management:	Processing of orders Receiving of goods Stores / warehouse management Vendor performance	
	Disposal Management:	Disposal of unserviceable, redundant or obsolete assets	
	Risk Management:	Identification of risks and/or potential risks Mitigating identified risks	
	Contract Management:	Administrative duties associated with contracts	
	Performance Management:	Monitoring supply chain management processes	
	Reporting:	Monthly; Quarterly; Annually Performance of suppliers – bi-annually	
	Tenders:	Tenders awarded	
	Requisition:	Processed orders	
	Database:	Registered suppliers for the different commodities	

<b>PREDETERMINED OUTCOMES</b>	Ensuring that Council meet the legislative requirements pertaining to supply chain management.
<b>IMPACT</b>	<ul style="list-style-type: none"> <li>Enhance service delivery by procuring quality goods and services in a cost effective and timeously manner</li> <li>Procurement as a strategic enabler to promote local economic development</li> </ul>

## PERFORMANCE MANAGEMENT: TL SDBIP 2025/26 – 2026/27

### 11.4 DIRECTORATE COMMUNITY SERVICES

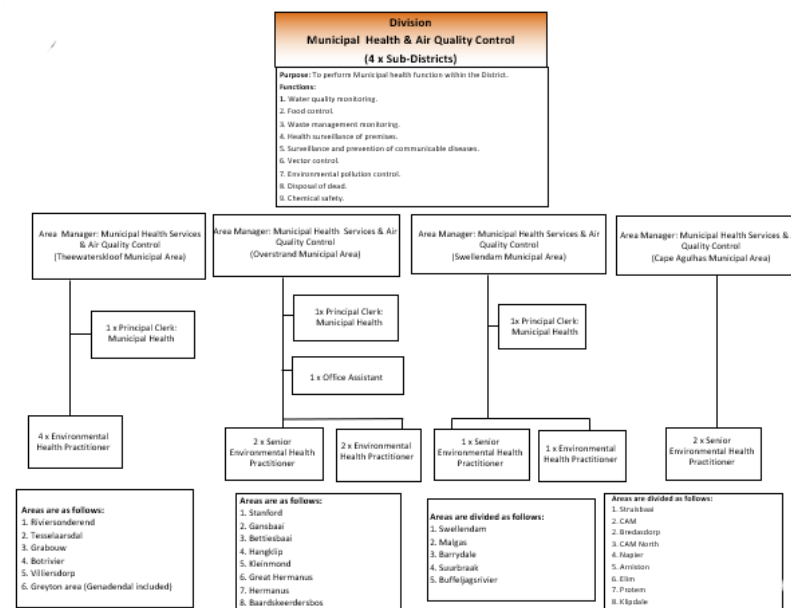
#### 11.4.1 MUNICIPAL HEALTH & AIR QUALITY SERVICES

#### INTRODUCTION

The Minister of Local Government and Housing, as per Government Gazette No. 826 of 13 June 2003, assigned the provision of Municipal Health Services to District & Metropolitan Municipalities as from 1 July 2004. This, by implication, means that all Environmental Health Practitioners (EHPs) involved with these services, should be in the employ of District Municipalities. The Overberg District Municipality has an equipped and functional Municipal Health Services offices with dedicated and qualified Environmental Health Practitioners in all of its sub-districts which are Swellendam, Overstrand, Theewaterskloof and Cape Agulhas. (see organizational structure).

#### ORGANISATIONAL STRUCTURE AND ACCOUNTABILITY

Directorate	ODM SG	PDO	KPI	2025/26				2026/27
				Q1	Q2	Q3	Q4	
Finance	SG2 SG4	Report bi-annually to Council on the performance of service providers for quotations and tenders above R30000	Number of reports submitted to Council per annum		1		1	2
		Invite service providers to register on the suppliers database by 30 June	Invitation placed on ODM website and in external media				1	1



Municipal Health Services is rendered by Overberg District Municipality, in accordance with the National Health Act, Act 61 of 2003. The Department renders the following Municipal Health Services core functions, on behalf of Council within the Overberg Region:

- **Water Quality Monitoring** – Through implementation of monthly water sampling program to ensure water is safe for human consumption; Conduct inspections of community water supplies & infrastructure; compile water analysis report to B–Municipalities & Industries. Communicate with community members & stakeholders in terms of potential unsafe water supply.
- **Food Control** – To ensure food safety for human consumption, routine inspections of food premises (supermarkets, restaurants, production facilities & milking sheds); provide health education programs for food handlers & consumers; oversee proper disposal of unsafe foodstuffs; ensure food safety in respect of acceptable microbiological & chemical food standards, through Monthly food sampling runs.
- **Waste Management** - Monitor safe management of waste, by ensuring proper refuse storage, collection, transportation, transfer processing & final disposal; Ensure proper management of liquid waste including sewage & industrial effluent; registration & monitoring of medical waste generator & disposal; through involvement in basic health educational programmes on waste-to-waste generators;.
- **Health Surveillance of Premises** – Monitoring conditions at premises which could affect the health status of persons housed/making use of the premises such as Early Childcare Centre, Healthcare Facilities, Schools & Old Age Homes; Routine assessment of premises to determine compliance with Health requirement; Issue compliance certificates to complying premises.
- **Surveillance and Prevention of Communicable Diseases, excluding Immunizations** - Environmental Health Practitioners carries out investigations on cases of infectious diseases; Promotes health & hygiene aims at preventing environmental diseases & related communicable diseases; Collect, analyze & disseminates epidemiological data & information; Community Diseases surveillance & hotspot mapping.
- **Vector Control** – To protect public health, Overberg DM Environmental Health Practitioners monitors pest control measures implemented by business to prevent pest infestation; Assess operational efficiency & effectiveness of pest control operations; Conduct community survey to determine environmental factors, which can create nuisance, leading to pest control challenges & diseases outbreaks.
- **Environmental Pollution Control** – Ensure a hygienic working, recreational & living environment; Environmental Health Practitioners carries out routine environmental health inspection to determine pollution agents on land, water & air ; Conduct community hazards, risk assessments & mapping; Ensure pollution sources are addressed through enforcement.

- **Disposal of the Dead** – Oversee management of human remains with Overberg region through certification of mortuaries & funeral undertakers; Monitors practices at cemeteries, crematoria & other facilities used for human management; Manages, control & monitors exhumations & reburials; Develop & implement health promotion programs on management of healthcare waste.
- **Chemical Safety** – Chemical management compliance inspections conducted to ensure compliance to legislative requirements by premises owners & community members; Health education to promote safe storage of chemical & use implemented.

## ACHIEVEMENTS 2024-2025

Municipal Health Services delivered dignified services during the last five years on behalf of council, within Overberg Region together with various stakeholders including the community members. The following are highlights during the last five-year period.

- Reviewed & gazetted Municipal Health Services By-Law & implemented successfully.
- The Section's excellent performance i.t.o. its strategic & operational targets, as contained in the various SDBIP's over the past 5 years.
- A total of **65** export certificates were issued, with **±16 000** Tons of **edible oils** for exported.
- Countries exporting to: **Colombo, Sri Lanka, Jeddah, Saudi Arabia, Ashdod, Israel, Casablanca, Morocco, Hamad, Qatar, King Abdullah, Saudi Arabia, Netherlands, United Kingdom & United Arab Emirates.**
- The management & rendering of an efficient & cost-effective municipal health service in all our communities under difficult circumstances due to capacity constraints and comorbidities.
- The successful completion and issuing of all Atmospheric Emission Licenses in the District.
- The Department played a vital role to prevent and minimise the spread of COVID-19 in the Overberg District.

## CHALLENGES

Municipal Health Services plays an important function to protect Public Health. It still faces some serious challenges in terms of:

- Shortage of EHPs to cover Overberg Region, as per National Health Policy of 1 Environmental Health Practitioner per 10 000 Population.
- High number of businesses to be monitored versus number of community members to be served.
- Lack of Infrastructure such as Accessible office space to the public and equipment's.
- Inadequate financial provision for Municipal Health Services Community Programmes.



- Inspection turnaround time as per National Environmental Health National Norm.
- Town planning and development in general do not always consider the impact on environmental health issues.
- Environmental Health Practitioners Safety.
- B-Municipalities Wastewater Effluent Compliance.
- To comply to the new Norms and Standards Notice 1229 of 3 December 2015 National as per National Health Act 61 of 2003.
- To deliver a service to all the communities in the Overberg region on an equal basis.
- Lack of a MHS Tariff Structure, which maximise the implementation of Municipal Health Services – By law as a revenue generating stream, through cost reflective tariffs.

#### DEPARTMENTAL STRATEGIC IMPLEMENTATION PLAN 2022/23 – 2026/27

<b>Overberg DM Vision</b>	Overberg – the opportunity gateway to Africa through sustainable services	
<b>Departmental Vision</b>	To be a district where the constitutional rights of all human beings to municipal health services is maintained to such a standard where economic and social development will flourish without jeopardizing the environment.	
<b>Departmental Strategic Objectives</b>	<ul style="list-style-type: none"> <li>• To ensure municipal health services of all in the Overberg through effective and consistent MHS service delivery.</li> <li>• Promote communication in relation to MHS service delivery.</li> <li>• Effective and consistent compliance monitoring and enforcement.</li> <li>• Develop and maintain institutional arrangements in the district that support MHS service delivery.</li> <li>• Achieve and sustain acceptable MHS delivery levels throughout the district.</li> <li>• Minimize the negative impact on human health and well-being and on the environment.</li> </ul>	
<b>Overberg DM Strategic Goal</b>	To ensure the health and safety of all in the Overberg through the provision of efficient basic services and infrastructure	
<b>Alignment to Provincial &amp; National Government Strategic Directives</b>	<b>NDP</b>	<b>Ch 10:</b> Healthcare for All <b>Ch 11:</b> Social protection <b>Ch 12:</b> Building safer communities
	<b>NO</b>	<b>NO 2:</b> A long and healthy life for all South Africans
	<b>PSG</b>	<b>PSG 3:</b> Increase wellness, safety and tackle social ills <b>PSG 4:</b> Enable a resilient, sustainable, quality and inclusive living environment
<b>Inputs Required</b>	<ul style="list-style-type: none"> <li>• Budget</li> <li>• Human resources</li> <li>• Property, plant &amp; equipment (PPE)</li> <li>• Transport</li> </ul>	

	<ul style="list-style-type: none"> <li>• Community liaison structures</li> <li>• IGR structures</li> </ul>	
<b>Departmental Service Delivery Implementation Activities</b>	<b>Water quality monitoring</b>	1. Inspections/activities to Drinking Water Purification Plants 2. Monitoring of drinking water in Towns and Communities through monthly water sampling programs. 3. Inspections/activities at Sewerage Purification Plants 4. Monitoring of Sewerage Final Outflow through monthly water sampling programs. 5. Monitoring of Cholera 6. Monitoring of Water at Milking Sheds 7. Monitoring of Recreational Water
	<b>Food control</b>	8. Inspections/activities at Food Premises 9. Number of R638 Certificate of Acceptability issued 10. Monitoring of Food in terms of FCD Act and Regulations through food sampling programs. 11. Number of Training Session for Food Handlers 12. Number of Food Handlers trained 13. Number of food Export Certificates issued 14. Number of certificates issued for safe disposal of food 15. Inspections/activities at Milking Sheds 16. Number of R961 Certificate of Acceptability for Milking Sheds issued
	<b>Waste management</b>	17. Inspections/activities at landfill sites, Transfer stations and Recycling Plant 18. Inspections at Generators and Couriers of Medical Waste
	<b>Health surveillance of premises</b>	19. Inspections and activities at Farms 20. Inspections and activities at Informal Settlements 21. Inspections and activities at childcare centers 22. Inspection and activities at old age homes 23. Inspection and activities at schools 24. Inspection and activities at accommodation establishments 25. Inspections and activities at beauty salons 26. Inspections and activities at swimming pools and spa baths 27. Inspections and activities at dry cleaning and laundry establishments 28. Inspections and activities at Health establishments (hospitals, clinics) 29. Inspections and activities at public gathering places 30. Inspections and activities wrt keeping of animals 31. Inspections and activities at Prisons and holding cells 32. Inspections and activities at vacant land (as and when necessary)

		33. Inspections and activities at office accommodation (office complex) 34. Inspections and activities at panel beating and spray painting 35. Number of Building Plans evaluated 36. Number of Town Planning Applications evaluated 37. Inspections and activities at Industrial Areas 38. Inspections and activities at Resorts&Parks
	<b>Surveillance and prevention of communicable diseases excl immunizations</b>	39. Number of Communicable disease cases handled 40. Number of awareness campaign activities
	<b>Vector control</b>	41. Monitoring of Pest Control at premises
	<b>Environmental pollution control</b>	42. Water Pollution: Incidents handled 43. Number of Air Quality evaluations 44. Soil Pollution: Incidents handled
	<b>Disposal of the dead</b>	45. Inspections/activities at funeral undertakers and mortuaries 46. Activities relating to Cemeteries 47. Exhumations and reburials 48. Number of Pauper Burials administered
	<b>Chemical safety</b>	49. Monitoring of Hazardous Substances at Food Premises (Top level)
	<b>Complaints</b>	50. On the 9 functions
<b>Predetermined Outcomes</b>	<ul style="list-style-type: none"> <li>Continually ensure that Council meets the Constitutional and legal requirements pertaining to Municipal Health Services;</li> <li>Maintain platforms for engagement and collaboration between the District Municipality and all the local Municipalities in the District and the Provincial and National Departments, non-government organizations, Community-Based Organizations, communities, public, business and industry on matters related to improve and sustain MHS in the Overberg;</li> <li>Manage service delivery to perfection in terms of the 9 core functions of Municipal Health Services and Air Quality Management, in the Overberg.</li> </ul>	
<b>Implementation Impact</b>	To promote the Environmental Health rights of the communities in the Overberg: Everyone has the right to an environment that is not harmful to their health or well-being.	

## PRIORITY GUIDING POLICIES/PROCEDURE/STRATEGIES/Frameworks

The Department will develop, review & continue to implement the following policies to enhance the delivery of MHS more effectively & efficiently during the next five years implementation period.

No	Policy	Review /Develop	Implementation Date
1.	Municipal Health Services Plan	Annual	Annual
2.	Air Quality Management Plan	2024/2025	2025/2026
3.	National Environmental Health Norms and Standards for premises and acceptable monitoring Standards for Environmental Health Practitioners (EHP's)	Annual	Annual
4.	SOP file	Continuous	Continuous
5.	MHS Audit Compliance Plan	Annual	
6.	Municipal Health Services By-Law	2025/2026	2025/2026
7.	Develop Pauper Burial Policy	2024/2025	2024/2025

## MHS ADDITIONAL CAPACITY IMPLEMENTATION PLAN 2024/25 – 2026/27

To ensure all communities and businesses within Overberg region receive municipal health services of good quality the following additional human resources personnel will be appointed through a phase in approach to enable proper budgeting and services plan implementation.

Filling of Positions	Number of Positions	Implementation
1. Environmental Health Practitioner (EHP)	3	2022/2023 – 2025/2026

## MHS COMMUNITY PROJECTS

- Collection of Municipal Health Services Data/Survey** – The project will be implemented throughout the Overberg Municipality to determine number of premises operating within the region.
- Health Education Project** – The project is aims, to raise health awareness focusing of hygiene practices with Early child development centers.

## INTERGOVERNMENTAL RELATIONS

Municipal Health Services collaborate with various stakeholders in delivering the services within the region to ensure the service is delivered in a sustainable manner.

Forum Name	Frequency	Forum Purpose	Forum Composition
WC Municipal Health Working Group	Bi-monthly	The general purpose of the WCMHWG is to promote and support sustainable and integrated management of Municipal Health Services in the Western Cape.	Managers MHS of 5 DM's Metro CPUT Provincial EHSs
WC Air Quality Officers Forum	Quarterly	To promote and support sustainable and integrated Air Quality management in the Western Cape.	All AQO from DM's Metro Provincial Officials
WC Food Control Committee	Quarterly	To promote and support sustainable and integrated Food Control management in the Western Cape.	MHS Managers Laboratories Provincial Health CPUT Metro officials Expert EHPs Industry
WC Public Health Forum	Quarterly	To promote and support sustainable and integrated Municipal Health Services in the Western Cape	MHS Managers Provincial Health EHPs
Overberg Air Quality Officers Forum	Quarterly	To promote and support sustainable and integrated Air Quality management in the Overberg	AQ Officers from: ODM CAM TWK Overstrand
WC Integrated Waste Forum	Quarterly	The Waste Management Officer Forum serves as a platform for the Department of Environmental Affairs and Development Planning to interact with local government with regards to integrated waste management issue.  The forum is utilized as a vehicle to support municipalities with the implementation of the National Waste	DEADP National DEA WC District Munics WC LMs Other stakeholders as identified by the forum

Forum Name	Frequency	Forum Purpose	Forum Composition
		Management Strategy and legislation pertaining to integrated waste management.	
Overberg Waste Forum	Quarterly	To promote cooperation between Municipalities in order to improve Waste Management within the region;  To share best practices and share knowledge and information; and  To create a platform for which information can be gathered to feedback to the Provincial Waste Officers Forum.	ODM OSM CAM SDM TWK DEADP National DEA Other stakeholders as identified by the forum

## MHS LEGISLATIVE SERVICE DELIVERY FRAMEWORK

Overberg District Municipality render Municipal Health Services as prescribed by, guided & defined in the following Legislative Framework:

- Section 24 of The Constitution of South Africa, 1996, (Act 108 of 1996)
- National Health Act, 2003 (Act 61 of 2003) and Regulations
- R. 363 Regulations Relating to the Management of Human Remains
- Health Professions Act, 1974 (Act 56 of 1974)
- R. 698 Regulations Defining the Scope of the Profession of Environmental Health: Amended
- Foodstuffs, Cosmetic and Disinfectant Act, 1972 (Act 54 of 1972) and all Regulations
- R 908 Labelling and Advertising
- R. 718 Regulations Relating to Bottled Waters
- R. 961 Regulation Relating to Hygiene Requirements for Milking sheds, the Transport of milk and Related Matters
- R638 Governing General Hygiene Requirements for Food Premises, the Transport of Food and related matters
- R. 692 Regulations Governing Micro Biological Standards for Foodstuffs and Related Matters as corrected by R. 427 and R. 491 and as amended by R427, R490 and R. 1588
- R. 504 Regulations Relating to the Fortification of certain Foodstuffs
- Plus 330 other Regulations relating to foodstuffs
- Section 53(3) of the Health Act, 1977 (Act 63 of 1977)

- o. Section 10(3)(b) of the Foodstuffs, Cosmetics and Disinfectants Act, 1972 (Act 54 of 1972)
- p. Business Act, 1991 (Act 71 of 1991)
- q. National Environmental Management Air Quality Act, 2004 (Act 39 of 2004)
- r. GN 1138: Notice to establish the National Framework i.t.o. S7(1) Air Quality Act
- s. AQMA: no: 201 Declaration of Temporary Asphalt plants as a Controlled Emitter and Establishment of Emission standards
- t. AQMA: no: 831 Declaration of small boilers as a Controlled Emitter and Establishment of Emission Standards
- u. AQMA: no: 693 List of activities which result in atmospheric emission which have or may have a significant detrimental effect on the environment, including health, social conditions, economic conditions, ecological conditions or cultural heritage
- v. AQMA: no 486 National Ambient Air Quality Standards for Particulate matter with Aerodynamic Diameter less than 2.5 micron meters (PM2.5)
- w. ODM Air Quality Management By-Law
- x. National Building Regulation and Standards Act, 1977 (Act 103 of 1977)
- y. ODM Municipal Health By-Law
- z. All other relevant Health Related legislation
- aa. SANS codes

## AIR QUALITY MANAGEMENT

In accordance with the National Environmental Management: Air Quality Act of 2004, Overberg District Municipality (Municipal Health Services) performs Air Quality Management Function. The Municipality compiled an Air Quality Management Plan and approved by Council, together with an Air Quality By-Law for the Overberg District Municipality, gazetted on 15 May 2015. Metropolitan and District Municipalities are charged with implementing the atmospheric emission licensing and Overberg District Municipality is only responsible to license industries triggering a Listed Activity and controlled emitters.

The divisions of roles and responsibilities between Local and District Municipalities are not clearly understood or have not been accepted by certain Local Municipalities, which hampers cooperative governance and the implementation of the function. Until consensus has not been reached regarding the abovementioned, the ODM only accept responsibility for the licensing of listed activities and the enforcement of legislation will be the Local Municipalities' responsibility. Not all Local Municipalities have appointed Air Quality Officers, and this hampers communication and accountability. The successful implementation of air quality management is thus strongly dependent upon cooperation and communication among all sectors and all Local Governments within the District.

## AIR QUALITY IMPLEMENTATION CHALLENGES

- Inadequate financial provision specifically earmarked for air quality management by all Municipalities in the District.
- The availability of suitably skilled human resources also remains a challenge.
- Personnel capacity building (EMI course).
- Town planning and development in general do not always consider the impact on air quality.

## IMPLEMENTATION PROGRAM 2024/25 – 2026/27

Overberg District Municipality aims to implement Air Quality Management function through implementation of the following programs. The implementation will ensure the district is able to control Air pollution within the region through issuing of license to all air emitters.

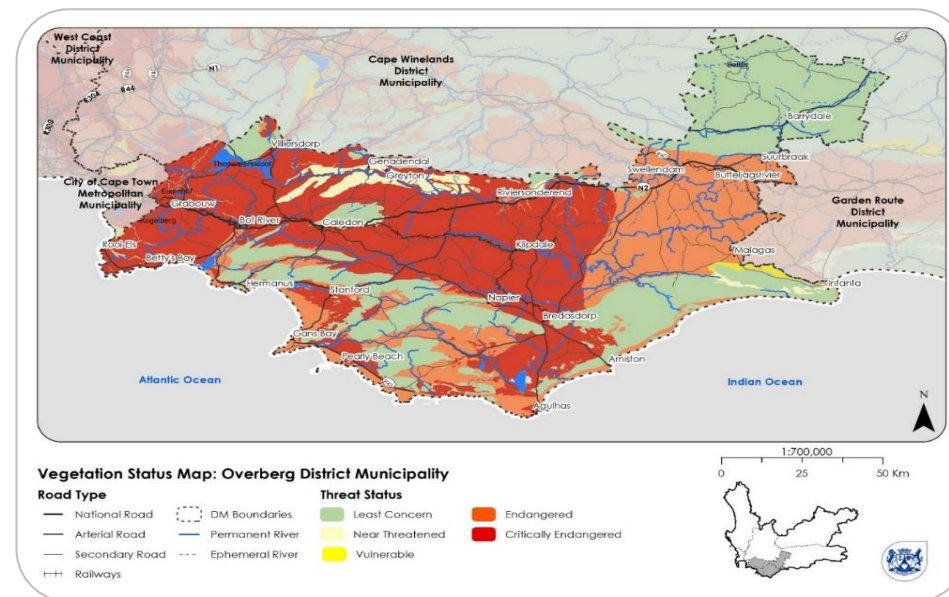
- Municipal Health & Air Quality division will be populated a designated Air Quality officer who will oversee the management of Air Quality within Overberg DM.
- Overberg District Municipality will embark on reviewing of an Air Quality Management Plan during 2024/2025 financial year and additional funding for the services will be advocated through Western Cape government funding & through cost reflective Tariffs permits & service rendered.
- Overberg Air Quality Officers Forum (OAQOF) has been established, which consists of representatives from Swellendam, Cape Agulhas, Theewaterskloof and Overstrand Local Municipalities, Overberg District Municipality and Provincial Air Quality. The Forum meeting takes place once a quarter prior the Western Cape Air Quality Officers Forum (WCAQOF).
- An Air Quality Monitoring Station has been installed in Hermanus Overstrand Sub- District and is monitored by the Air Quality Officers of Overstrand.
- The Chairperson of the Overberg Air Quality Officers Forum (OAQOF) deals with air quality matters within the Overberg Region.
- Licensing the industries that triggers a business as a listed activity or a controlled emitter.
- Monitoring and follow up of the different air quality pollution incidents in communities to protect their health.

## PERFORMANCE MANAGEMENT: TL SDBIP 2025/26 – 2026/27

Directorate		PDO	KPI	2025/26	26/27
-------------	--	-----	-----	---------	-------

	ODMSG			Q1	Q2	Q3	Q4	
Community Services	SG1	Take domestic drinking water samples in towns and communities to monitor water quality (SAN 241 as amended)	Number of samples taken per annum	264	264	264	264	1056
		Take food samples to monitor the quality of Food ito the FCD Act and legislative requirements	Number of samples taken per annum	144	144	144	144	576
		Take water sample at Sewerage Final Outflow to monitor water quality (National Water Act: General Standards)	Number of samples taken per annum	71	71	71	71	284

#### 11.4.2 ENVIRONMENTAL MANAGEMENT



#### INTRODUCTION

The environmental management function is based on Section 24 and 152 of the Constitution which requires of municipalities to ensure the provision of services to communities in a sustainable manner and to promote a safe and health environment. The National Environmental Management Act of 1998 further underscore the Constitutional mandate and through the environmental management principles and duty of care. The Overberg District Municipality promotes sustainability by means of an integrated environmental management approach throughout the Overberg region.

The Environmental Management Services Department is responsible for the following functions across the whole of the Overberg Region:

- Environmental Impact Management**

The function of assessing and deciding on environmental impact assessment processes resides with the National and Provincial departments. However, municipalities have a key role to play in terms of integrating environmental management principles into spatial planning and land-use approvals. The ODM seek to promote the sustainable use and conservation of our

natural resources through the implementation of the principles contained in its Spatial Development Framework.

The ODM act as a commenting authority in providing comments on development applications where environmental authorization is required.

- **Biodiversity Management**

Our natural resources such as soil, water, plants, animals and minerals are the bedrock of our economy and social prosperity. It is therefore imperative that we use and manage these resources in responsible and sustainable manner. The ODM promotes the conservation and management of our terrestrial and aquatic ecosystems within its strategic policy documents. Biodiversity priorities as defined in the Western Cape Biodiversity Spatial Plan of 2017 as well as heritage resources are listed in the ODM SDF.

There are ample benefits that can be obtain through a healthy and ecologically functioning environment.

- Biodiversity creates jobs (conservation, research, ecological restoration, tourism, and extractive use).
- Some ecosystem types, such as: indigenous forests, dunes, estuaries, wetlands, and beaches, perform an important ecological infrastructure function that can alleviate some of the impact of climate change.
- Healthy ecosystems are essential for water- and food security.
- Provide for a tourism economy.

Alien and invasive species is seen as one of the biggest threats to our rich fynbos heritage and other natural resources. In response thereto the ODM has develop an Alien Invasive Species Monitoring Control and Eradication Plan for the management of alien and invasive vegetation on ODM properties.



Legislative Framework	Sector Plan	Project	Budget Source	Implementation timeframe		Comments
				2023/24	2024/25	
Climate Change						
United Nations Framework Convention of Climate Change The Paris Agreement National Climate Change Response White Paper The National Development Plan 2030 National Climate Change Bill	Climate Change Response Framework	Mainstream climate change into municipal planning - Climate Change and Biodiversity Forum	Municipal	Meetings held quarterly	Meetings held quarterly	The forum's focus is to support and build capacity at local municipal level in order to mainstream climate change response actions.
		Manage increased impacts on threatened ecosystems	Municipal	Commenting on EIA applications	Commenting on EIA applications	Commenting on development application to ensure the Spatial Planning Categories as defined in the SDF are taken into consideration by competent authorities
		Rehabilitation of catchments and wetlands	EPWP grant	10 job opportunities created.		Partnership with the Nuwejaars Wetland Special Management Area to clear alien invasive species in the Nuwejaars River and wetland system
		Development of project proposals for the promotion of climate change responses	Municipal	No new proposals	If available	
		Conduct climate change risk and vulnerability assessments.	Municipal	Desktop review conducted	Refinement	The purpose of the review is to align the ODM Climate Change Response Framework with new legislation and policy guidelines.
		Review Climate Change Response Framework and the Climate Change Adaptation Summary.	Municipal	1st draft tabled	Finalisation	ODM will partner with DEA&DP and the CSIR (Greenbook initiative)
Biodiversity						
Environmental Management: Biodiversity Act of 2004 (Act 10 of 2004) Conservation of Agricultural Resources Act of 1983 (Act 43 of 1983) National Water Act of 1998 (Act 36 of 1998)	Alien Invasive Species Monitoring, Control and Eradication Plan (AIS Control Plan)	Clearing of invasive alien vegetation on ODM properties.	Municipal	Follow-up clearing -35ha. Initial Clearing – 5ha	Planned: Follow-up clearing - 40ha. Initial Clearing – 20ha	Implementation of the AIS Control Plan is based on affordability.
	Spatial Development Framework	Mainstream biodiversity conservation into municipal planning: IDP, SDF, Land-use applications.	Municipal	Implementation of SDF policies. Implementation of the Alien Invasive Species Monitoring, Control and Eradication Plan	1) Implementation of SDF policies. Implementation of the Alien Invasive Species Monitoring, Control and Eradication Plan. 2) Investigation into the expansion of Ramsar site in collaboration with Cape Nature and the Nuwejaars Wetland Special Management Area.	The Spatial Planning Categories in the SDF has been aligned with the Western Cape Biodiversity Spatial Plan. The ODM does not have an Environmental Management Framework, but the SDF has extensive policies on biodiversity management and conservation.



Legislative Framework	Sector Plan	Project	Budget Source	Implementation timeframe		Comments
				2023/24	2024/25	
Coastal Management						
National Environmental Management: Integrated Coastal Management Act of 2008 (Act 24 of 2008)	Coastal Management Programme	Coastal Monitoring inspections	Municipal	Monthly inspections	Monthly inspections	Coastal areas are being monitored on a monthly basis by means of a physical inspection to all accessible areas along the coastline. Illegal activities and structures, sources of pollution, strandings, and coastal access (parking areas, signage, environmental impact) are reported to the responsible authorities.
		Coastal Management Programme	Municipal	Reviewed		The CMP was reviewed inhouse and tabled to Council.
		Support Estuary Forums	Municipal	Attendance of Estuary Advisory Forum meetings	Attendance of Estuary Advisory Forum meetings	
		Implement the Coastal Management Lines	Municipal	Commenting on development applications	Commenting on development applications	The ODM inform applicants if proposed development falls within high-risk area in terms of coastal flooding or erosion.
		Maintain the Municipal Coastal Committee	Municipal	Meetings held quarterly	Meetings held quarterly	The purpose of the MCC is to coordinate integrated coastal management.
Waste Management						
National Environmental Management: Waste Act of 2008 (Act 59 of 2008)	Integrated Waste Management Plan	Maintain and improve upon the mandate of the Regional Waste Forum.	Municipal	Meetings held quarterly	Meetings held quarterly	The purpose of the forum is to address challenges in the waste sector and to ensure effective waste management in the Region.
		Karwyderskraal Regional Landfill Facility Monitoring Committee	Municipal	Meeting held annually	Meeting held annually	2023/24 financial audit outcome: Compliance score 98.97%
		Waste management education and awareness	Unallocated	None	None planned	Education and awareness campaigns are done at local municipal level and supported through the Regional Waste Form
		Waste management capacity building for officials	Municipal	Urban Waste Management Innovation Expo. Municipal exchange and knowledge sharing with	TBC	

Legislative Framework	Sector Plan	Project	Budget Source	Implementation timeframe		Comments
				2023/24	2024/25	
				officials from Fezile Dabe District Mun.		
National Environmental Management: Waste Act of 2008 (Act 59 of 2008)	Integrated Waste Management Plan	Appointment of a consulting engineer for the management of the Regional Landfill Facility	Municipal	Appointment completed	Appointment completed	3 Year appointment.
		Promote the establishment of integrated waste management infrastructure and services	Municipal	KWK access road upgrade. Maintenance work and system improvement at weighbridge		
		Operation of Karwyderskraal Landfill site	Municipal	Service provider appointed	Service provider appointed	Service provider responsible for the day-to-day management of the Regional Landfill Facility.
		Waste characterisation at Karwyderskraal	Municipal	2 times per annum	2 times per annum	Build into service provider contract.
		Implementation of the Organic Waste Diversion Plan	Municipal	Running average is 49.7%		Ongoing investigations into organic waste diversion options.
		Conduct compliance monitoring at the Karwyderskraal Landfill Site	Municipal	Quarterly	Quarterly	Monthly meeting with service provider and quarterly audit.
		Weighbridge maintenance and calibration	Municipal	Upgrade of facility components	Calibration.	Upgrades were done to weighbridge components as part of capital projects.
		Update and maintain waste data	Municipal	Report monthly on IPWIS	Report monthly on IPWIS	Ongoing reporting of data.
		Review annual tariff for Karwyderskraal users	Municipal	Tariff meeting with user municipalities was held	Tariff meeting to be scheduled before end of Nov 2024.	
		Review of the Integrated Waste Management Plan	Municipal		IWMP to be reviewed in 2024/25	Implementation of the IWMP is reported in the Annual Report of the ODM. Feedback on the progress of the Organic Waste Diversion Plan will be included.

- **Coastal and Catchment Management**

The Overberg coastline is about 330km long and stretches over jurisdictional areas of three local municipalities. As set out in the NEM: Integrated Coastal Management Act the ODM has a key role to play in terms of coastal management. In response thereto the ODM developed a Coastal Management Programme with supplementary documents for each of the local municipalities to coordinate and assist with coastal management in the region.

**Table 1: Nine priority areas as identified in the Coastal Management Programme**

Priority area	Description	Actions
1. <b>Facilitation of Coastal Access</b>	To provide reasonable and equitable access to the coast for all.	The Overberg was selected as a pilot project for the implementation of the Western Cape Coastal Access Strategy.
2. <b>Compliance &amp; Enforcement</b>	To promote compliance and enforcement of legislation to facilitate protection of coastal resources within the municipal mandate.	Regular coastal inspections are being conducted in order to determine if there are any changes/impacts pertaining to: <ul style="list-style-type: none"> <li>- Pollution;</li> <li>- Impact evaluation;</li> <li>- Access monitoring;</li> <li>- Monitoring of ecological processes (erosion and sand movement).</li> </ul> Non-compliance is reported to the relevant authority through the Municipal Coastal Committee and, Provincial Coastal Committee and National Coastal Committee. The Department of Environmental Affairs and Development Planning will develop a generic Integrated Coastal Management By-law to be adopted by local authorities.
3. <b>Estuaries</b>	To ensure appropriate management and conservation of estuaries.	According to the NEM: ICMA National Estuarine Management Protocol, as published on 10 May 2013, the ODM will not act as a management authority for any of the estuaries within its jurisdiction. The ODM continues to support Estuarine Management through the MCC and the attendance of local Estuary Advisory Forums. Estuary Management Plans and Mouth Management Plans has been drafted for some of the estuaries within the Overberg.
4. <b>Land and Marine-based Source of Pollution &amp; Waste</b>	To minimize the impacts of pollution on the coastal environment.	Regular coastal inspections are being conducted in order to determine if there are any changes/impacts pertaining to: <ul style="list-style-type: none"> <li>- Pollution;</li> <li>- Impact evaluation;</li> <li>- Access monitoring;</li> <li>- Monitoring of ecological processes (erosion and sand movement).</li> </ul> Any source of pollution is reported to the relevant authorities through the Municipal Coastal Committee and, Provincial Coastal Committee and National Coastal Committee. Coastal clean-up through the Working for the Coast Programme is supported and the yearly international coastal clean-up day in September in collaboration with Provincial Government and other NGO'S.
5. <b>Cooperative Governance &amp; Local Government Support</b>	To promote integrated and cooperative governance of the coastal zone and coastal planning/ governance.	The ODM will convene the Municipal Coastal Committee on a quarterly basis to ensure effective communication with all coastal role players. The Overberg District Municipality is also represented as an elected member on the Provincial Coastal Committee. The Overberg District Municipality is also nominated to represent on the National Coastal Committee. The MCC will be used as a platform to support local municipalities by means of coordination and integration.
6. <b>Climate Change, Dynamic Coastal Processes &amp; Building Resilient Communities</b>	To promote resilience to the effects of dynamic coastal process and environmental hazards and natural disasters.	Draft Coastal Management Lines (CML) as well as the draft EIA Development Setback Line has been developed by the Department of Environmental Affairs & Development planning. Once the CML has been finalised and approved it will be incorporated into the ODM and Local Municipalities Spatial Development Frameworks and Coastal Management Programme. The ODM together with the Department of Environmental Affairs and Development Planning is also in the process of developing a Climate Change Response Framework that identify potential climate change hazards/impacts such as the increased mean sea level and associated storm surges. The Climate Change Response Framework will inform the Disaster Management Plan and other municipal strategic documents.
7. <b>Natural Capital &amp; Resource Management</b>	To promote conservation of biodiversity, ecosystem function and the sustainable use of natural resources.	As a commenting authority for any development application a set criteria, based on the principles of sustainability is used to evaluate the impact a proposed development would have on the natural resources of the area.
8. <b>Social, Economic &amp; Development Planning</b>	To promote sustainable local economic development.	Support the implementation of the Working for the Coast Programme promotes social and economic upliftment for local coastal communities. Employ temporally EPWP workers through grant funding in support of coastal initiatives. Linking with other LED/Tourism initiatives in the Overberg District.

9. Education & Capacity Building	To promote coastal awareness, education and training.	Participation in Environmental Calendar Day such as Coastal Clean-up and Marine Week. Facilitate the procurement of ORV and Informative Signage and the erection of such signs in collaboration with NGO, government officials.
----------------------------------	---	---

**Table 2: Status of Estuary Management in the Overberg**

Estuary	Estuary Management Plan	Mouth Management Plan	Estuary Advisory Forum
Breede River Estuary	To be reviewed	N/A	Yes
Klipdriftfontein Estuary	New plan	None	None
Heuningnes Estuary	Yes	Yes	Yes
Ratel River Estuary	New plan	None	None
Uilkraal Estuary	Yes	Yes	Yes
Klein River Estuary	Yes	Yes	Yes
.Onrus Estuary	Yes	Yes	Yes
Bot River Estuary	Yes	Yes	Yes
Palmiet Estuary	Yes	None	None
Buffels River Estuary	Yes	None	None
Rooi-Els Estuary	Yes	None	None

	Legislative Framework	Sector Plan	Project	Budget Source	Implementation timeframe					Departmental SDBIP	Responsible Department
					2022/23	2023/24	2024/25	2025/26	2026/27		
Coastal Management	National Environmental Management Act of 2008 (Act 24 of 2008)	Coastal Management Programme	Coastal Monitoring inspections	Municipal	Monthly	Monthly	Monthly	Monthly	Monthly	Conduct regular coastal and catchment inspections	Coastal and Catchment Management
			Coastal Management Programme	Unallocated	Gap analysis	Review CMP				Review of Overberg CMP	Coastal and Catchment Management
			Support Estuary Forums	Municipal	Attendance of Estuary Advisory Forum meetings	Attendance of Estuary Advisory Forum meetings	Attendance of Estuary Advisory Forum meetings	Attendance of Estuary Advisory Forum meetings	Attendance of Estuary Advisory Forum meetings		Coastal and Catchment Management
			Implement the Coastal Management Lines	Municipal	Incorporate in SDF to guide land-use planning						Coastal and Catchment Management
			Maintain the Municipal Coastal Committee	Municipal	Quarterly	Quarterly	Quarterly	Quarterly	Quarterly	Report quarterly on the activities of the Municipal Coastal Committee to the Community Services Portfolio meeting.	Coastal and Catchment Management

- **Solid Waste Management**

The Manager: Environmental Management Services is the designated Waste Officer for ODM.

No Solid Waste Management Bylaw exists for the ODM.

Current state of the Regional Landfill Facility:

## PROBLEM STATEMENT

The natural environment is the resource base for all human activities and therefore ecological limitations should be taken into account when it comes to development planning. With increased population growth in urban as well as rural areas, municipalities are overburdened with development backlogs and balancing this with the preservation of its natural resources. It is therefore pertinent that concepts such as sustainable development and integrated planning become prominent in the way municipalities conduct their mandate. Apart from the development pressure on our natural resources, climate change is considered to be a significant risk which does impact upon these resources negatively.

## CHALLENGES

- Financial constraints – There are a lack of dedicated funding of environmental management functions. A lack of funding mechanisms available for municipalities to fund the municipalities capability to implement plans, programs and projects such as alien & invasive species clearing, coastal management and solid waste infrastructure severely impacts on the function.
- Institutional capacity – Both at the District and Local Municipalities there is very little capacity available to fulfill in the environmental rights of communities. At the District level there are only three staff members dealing with a range of functions such as Biodiversity Conservation, Climate Change, Coastal Management, Pollution Management, Waste Management, GIS and Spatial Planning.
- Legislative compliance – Linked to all of the abovementioned challenges is the ability for the municipality to comply with all the relevant environmental legislation. For example: The Waste Management Norms and Standards for the development of a new waste cell has made it almost impossible for municipalities to comply, hence hampering infrastructure development and rehabilitation which then affects service delivery.

Active waste cell has available air space until December 2026. The projected life span of the facility will be until July 2076 (52 years). External audit report done in November 2023. Compliance score 98.97%

Ongoing engagements with Cape Agulhas and Swellendam Municipalities regarding the

integration of users for the Regional Landfill Facility. Cape Agulhas Municipality indicated their willingness to participate as users from October 2024.

## RESPONSE

- Ensuring continuous promotion of partnerships with all spheres of government, private sector, NGOs and international organisations, where and when applicable, to advance environmental management objectives in the Overberg.

## LEGISLATION

- Section 24 of The Constitution of the Republic of South Africa, 1996 (Act 108 of 1996)
- National Environmental Management Act (NEMA), 1998 (Act 107 of 1998)
- NEM: Integrated Coastal Management Act of 2008 (Act 36 of 2014)
- NEM: Biodiversity Act of 2004 (Act 10 of 2004)
- NEM: Waste Management Act of 2008 (Act 59 of 2008)
- Forest Act of 1998 (Act 84 of 1998)
- National Heritage Resources Act of 1999 (Act 25 of 1999)
- National Water Act of 1998 (Act 36 of 1998)
- Spatial Planning and Land-Use Management Act (Act 16 of 2013)
- Municipal System Act of 2000 (Act 32 of 2000)
- Municipal Structures Act of 1998 (Act 117 of 1998)
- National Climate Change Bill

The vision for solid waste management in the Overberg is:

- Waste must be seen as an asset and managed accordingly.
- Integrate the effort between public and private initiatives
- Seek alternative ways of dealing with waste to ensure value adding and the creation of business opportunities
- New technologies need to be sought and be investigate as long-term alternatives to the status quo.
- Waste must be dealt with in a hierarchal approach to ensure the reduction, re-use, recycling and composting, energy creation and landfilling thereof.

Waste Management Projects for the next 5 years will be prioritised to address the abovementioned vision. Objectives are:

- Review the ODMs Integrated Waste Management Plan to collate the information from the local Authorities and to set the overarching principles for Waste Management in the Overberg.
- Seek new or alternative solutions to address waste management in the Overberg.

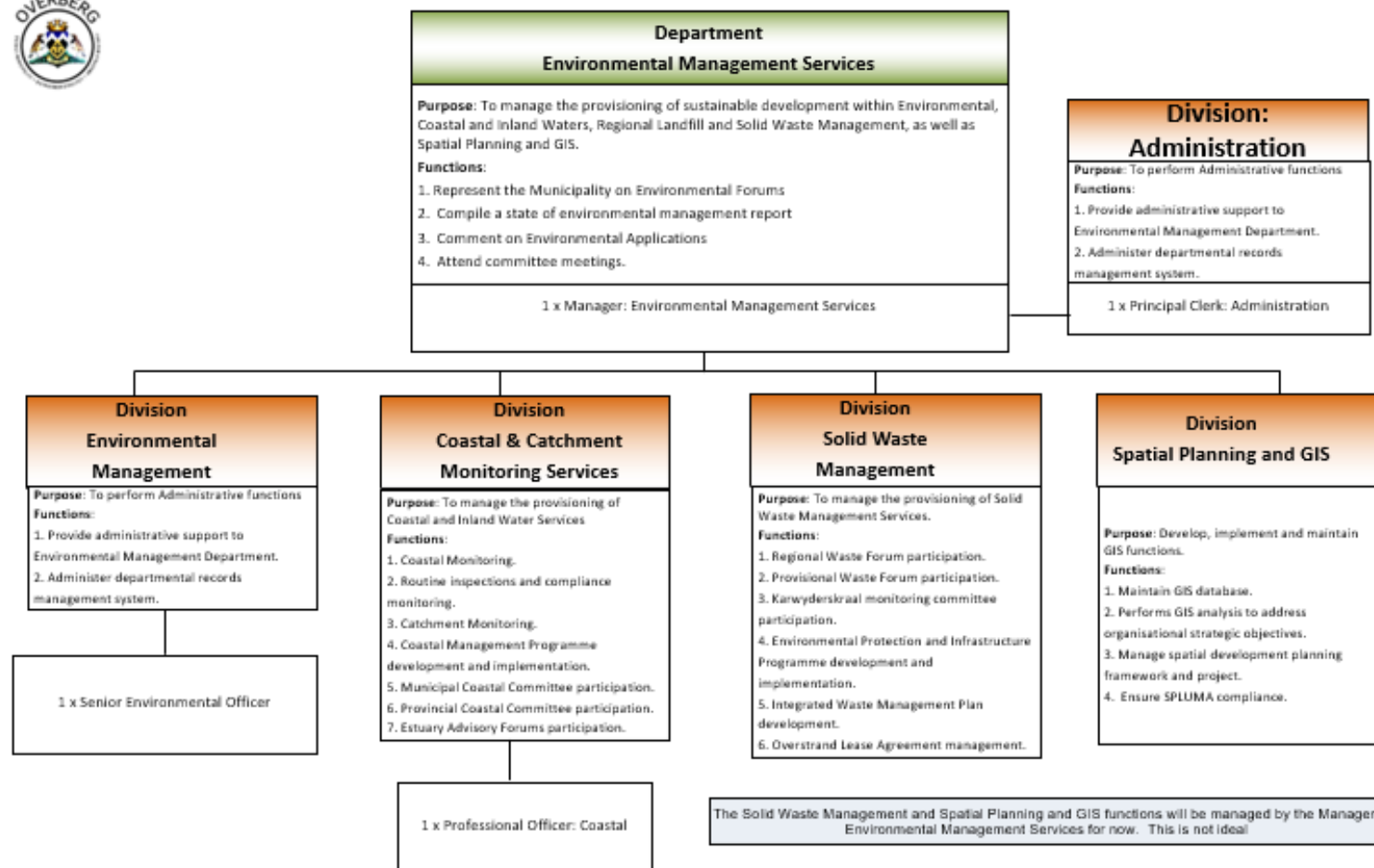
The primary objective of integrated waste management (IWM) planning is to integrate and

optimise waste management, to maximise efficiency and minimise the associated

	Legislative Framework	Sector Plan	Project	Budget Source	Implementation timeframe					Departmental SDBIP	Responsible Department
					2022/23	2023/24	2024/25	2025/26	2026/27		
Waste Management	National Environmental Management: Waste Act of 2008 (Act 59 of 2008)	Integrated Waste Management Plan	Maintain and improve upon the mandate of the Regional Waste Management Forum	Municipal	Quarterly	Quarterly	Quarterly	Quarterly	Quarterly	Report quarterly to the Community Services Portfolio Committee on the activities of the RWF	Environmental Management
			Karwyderskraal Regional Landfill Facility Monitoring Committee	Municipal	1 meeting per annum	1 meeting per annum	1 meeting per annum	1 meeting per annum	1 meeting per annum	Report annually by June to the Community Service Portfolio Committee on the outcome of the Karwyderskraal Landfill Site adherence to the permit conditions.	Environmental Management
			Waste management education and awareness	Unallocated	Continuously	Continuously	Continuously	Continuously	Continuously		Environmental Management
			Waste management capacity building for officials	Municipal	Continuously	Continuously	Continuously	Continuously	Continuously		Environmental Management
			Appointment of a consulting engineer for the management of the Regional Landfill Facility	Municipal	Appointment for three-year term						Environmental Management
			Promote the establishment of integrated waste management infrastructure and services	Municipal	Continuously	Continuously	Continuously	Continuously	Continuously		Environmental Management
			Operation of Karwyderskraal Landfill site	Municipal	Continuously	Continuously	Continuously	Continuously	Continuously		Environmental Management
			Waste characterisation at Karwyderskraal	Municipal	Annually	Annually	Annually	Annually	Annually		Environmental Management
			Conduct compliance monitoring at the Karwyderskraal Landfill Site	Municipal	Quarterly	Quarterly	Quarterly	Quarterly	Quarterly	Perform quarterly landfill site audits at Karwyderskraal	Environmental Management
			Weighbridge maintenance and calibration	Municipal	Weighbridge maintenance and calibration		Weighbridge maintenance and calibration		Weighbridge maintenance and calibration		Environmental Management
			Update and maintain waste data	Municipal	Weighbridge software Report monthly to IPWIS	Report monthly to IPWIS	Report monthly to IPWIS	Report monthly to IPWIS	Report monthly to IPWIS	Update monthly waste volumes received at Karwyderskraal on IPWIS	Environmental Management
			Review annual tariff for Karwyderskraal users	Municipal	Tariff meeting with user municipalities before end of Nov.	Tariff meeting with user municipalities before end of Nov.	Tariff meeting with user municipalities before end of Nov.	Tariff meeting with user municipalities before end of Nov.	Tariff meeting with user municipalities before end of Nov.	Review annual disposal tariffs with Karwyderskraal user municipalities by November of each year.	Environmental Management
			Review of the Integrated Waste Management Plan	Municipal	Report progress in ODM Annual Report	Report progress in ODM Annual Report	Report progress in ODM Annual Report IWMP Review process	Report progress in ODM Annual Report IWMP Review process	Report progress in ODM Annual Report		Environmental Management



## ORGANISATIONAL STRUCTURE AND ACCOUNTABILITY



## INTERGOVERNMENTAL RELATIONS

Forum Name	Is Forum active?	Frequency of Meetings	Forum Purpose	Forum Composition	Forum Chairperson
Regional Waste Forum	Yes	Quarterly	<p>To promote cooperation between Municipalities in order to improve Waste Management within the region;</p> <p>To share best practices and share knowledge and information; and</p> <p>To create a platform for which information can be gathered to feedback to the Provincial Waste Officers Forum.</p>	<p>Overberg District Municipality</p> <p>Local Municipalities: Overstrand, Cape Agulhas, CAM &amp; TWK</p> <p>National Department of Environmental Affairs</p> <p>Provincial DEADP</p> <p>Any other stakeholders as identified by the forum</p>	Overberg District Municipality
Provincial Waste Officers Forum	Yes	Quarterly	<p>The Waste Management Officer Forum serves as a platform for the Department of Environmental Affairs and Development Planning to interact with local government with regards to integrated waste management issue.</p> <p>The forum is utilized as a vehicle to support municipalities with the implementation of the National Waste Management Strategy and legislation pertaining to integrated waste management.</p>	<p>Department of Environmental Affairs and Development Planning</p> <p>National Department of Environmental Affairs</p> <p>All District Municipalities in Western Cape</p> <p>All Local Municipalities in Western Cape</p> <p>Any other stakeholders as identified by the forum</p>	Department of Environmental Affairs and Development Planning
Karwyderskraal Residents Monitoring Committee	Yes	Annually	<p>Facilitate the participation of interested and affected parties (I&amp;AP's) in the formulation of control procedures for impacts or possible impacts resulting from the establishment, operation and rehabilitation of the Karwyderskraal Landfill Site.</p> <p>Monitor compliance to the permit conditions.</p>	<p>Overberg District Municipality</p> <p>Local Municipalities: Overstrand and TWK</p> <p>National Department of Environmental Affairs</p> <p>National Department of Water and Sanitation</p> <p>Provincial DEADP</p> <p>Breede-Gouritz Catchment Management Agency</p> <p>Whale Coast Conservation</p> <p>Contracted site operator</p> <p>Surrounding landowners</p>	Overberg District Municipality
Climate Change & Biodiversity Forum	Yes	Quarterly	<p>The forum will also serve as a platform to share information on the climate change and biodiversity policies, tools and, interventions across the Overberg District thereby minimising duplication of efforts across the District whilst pooling of resources;</p> <p>To steer and facilitate biodiversity management across all local municipalities in the Overberg District to invest in the preservation and restoration of local habitats in order to increase protection against climate change impacts; and</p> <p>Inform and guide Municipalities in the Overberg with regards to projects and programmes linked to biodiversity protection and Climate Change initiatives.</p>	<p>Overberg District Municipality</p> <p>Local Municipalities</p> <p>Department of Environmental Affairs and Development Planning</p> <p>National Department of Environment, Forestry and Fisheries</p>	Overberg District Municipality

Local Government Support Forum	Yes	Bi-annually	<p>Coordinate local government environmental management support;</p> <p>Provide a platform for engagement, and accountability between the environment sector with its key partners and local government on the management and implementation of the local government support strategy;</p>	<p>National Department of Environment, Forestry and Fisheries Provincial Reps of depts responsible for environmental affairs Representatives of district and metro municipalities Strategic Partners:</p> <ul style="list-style-type: none"> <li>• South African Local Government Association</li> <li>• South African Biodiversity Institute</li> <li>• Department of Cooperative Governance and Traditional Affairs</li> <li>• South African Cites Network</li> <li>• International Council for Local Environmental Initiatives</li> </ul>	National Department of Environmental Affairs
Kogelberg Biosphere Reserve Stakeholder Committee	Yes	Bi-monthly	To coordinate the long-term implementation of the Kogelberg Biosphere Reserve Strategy and to advance and represent the common interest of the Parties in matters concerning the management of the KBRC.	<p>Directors of the KBRC Board DEADP Department of Agriculture: Landcare City of Cape Town Overberg District Municipality Local Municipalities NGOs</p>	<p>Cape Nature</p> <p>(Deputy Chair: Overberg District Municipality)</p>
All relevant estuary forums within the jurisdiction of the Overberg	Yes	Quarterly	To liaise with, and advise the Management Authority and any other of its members constituencies on any matter concerning the environmental management of the Estuary, including the setting of objectives, how to achieve those objectives and the priorities for environmental governance.	Any relevant stakeholders as identified by the forum	Management Authority (Determined by the National Estuarine Management Protocol)

## DEPARTMENTAL STRATEGIC DIRECTION

<b>OVERBERG DM VISION</b>	Overberg – the opportunity gateway to Africa through sustainable services		
<b>DEPARTMENTAL VISION</b>	Working together, from catchment to coast, towards a legacy of a healthy functioning environment in the Overberg, for the benefit and enjoyment of all.		
<b>DEPARTMENTAL STRATEGIC OBJECTIVES</b>	<ul style="list-style-type: none"> <li>Promote sustainable development that delivers basic environmental, economic and social services to all in the Overberg, without threatening the viability of our natural resources;</li> <li>Promote an ethic of partnership building between all spheres of government and civil society to ensure sufficient and effective environmental governance.</li> </ul>		
<b>ODM SG</b>	To ensure the health and safety of all in the Overberg through the provision of efficient basic services and infrastructure		
<b>ALIGNMENT TO PROVINCIAL &amp; NATIONAL GOVERNMENT STRATEGIC DIRECTIVES</b>	<b>NDP:</b>	<b>Ch 5</b>	Environmental sustainability and resilience
		<b>Ch 7</b>	South Africa in the region and the world
		<b>Ch 11</b>	Social protection
		<b>Ch 12</b>	Building safer communities
	<b>National Outcomes (NOs):</b>	<b>NO 2</b>	A long and healthy life for all South Africans
		<b>NO 6</b>	An efficient, competitive and responsive economic infrastructure network
		<b>NO 10</b>	Environmental assets and natural resources that are well protected and continually enhanced
	<b>PSGs:</b>	<b>PSG 3</b>	Increase wellness, safety and tackle social ills
		<b>PSG 4</b>	Enable a resilient, sustainable, quality and inclusive living environment
		<b>PSG 5</b>	Embed good governance and integrated service delivery through partnerships and spatial alignment
<b>INPUTS</b>	<ul style="list-style-type: none"> <li>Property, plant &amp; equipment (PPE)</li> <li>Human resources</li> <li>Budget</li> <li>IGR structures (strategic partnerships)</li> </ul>		
<b>ACTIVITIES/ MISSION and OUTPUT</b>	Environmental Management	<ul style="list-style-type: none"> <li>Invasive species management</li> <li>Climate change response</li> <li>Commenting on development applications to promote sustainable development</li> <li>Promote integrated planning (IDP process)</li> <li>Municipal EPWP projects (Environmental Sector)</li> <li>Environmental education and awareness raising</li> </ul>	
	Coastal & Catchment Management	<ul style="list-style-type: none"> <li>Coastal and catchment monitoring</li> <li>Routine inspections and compliance monitoring</li> <li>Implementation of the Coastal Management Programme</li> <li>Municipal Coastal Committee</li> </ul>	

		<ul style="list-style-type: none"> <li>Provincial Coastal Committee</li> <li>Estuary Advisory Forums</li> </ul>
	Solid Waste Management	<ul style="list-style-type: none"> <li>Regional Waste Forum</li> <li>Karwyderskraal Residents Monitoring Committee</li> <li>Development and implementation of the Integrated Waste Management Plan</li> </ul>
	Spatial Planning and GIS	<ul style="list-style-type: none"> <li>Development and review of the Spatial Development Framework</li> <li>Maintain the GIS database</li> </ul>
<b>PREDETERMINED OUTCOMES</b>	<ul style="list-style-type: none"> <li>Continually strive towards legal compliance.</li> <li>Maintain platforms for engagement and collaboration between the District Municipality and all the local Municipalities in the District, as well as between the Municipalities, and the Provincial and National Departments, SANParks, Non – Government Organisations, Community-Based Organisations, and communities on matters related to the pursuit of improved environmental management and sustainability in the Overberg;</li> <li>Enhance the inclusion of integrated planning and sustainable development in all municipal planning processes.</li> <li>Improved service delivery, in terms of solid waste management, in the Overberg.</li> </ul>	
<b>IMPACT</b>	To promote the environmental rights of the communities in the Overberg: Everyone has the right to an environment that is not harmful to their health or well-being.	

## GUIDING POLICIES/PROCEDURES/STRATEGIES/Frameworks

No	Policy	Review Status	
1	Environmental Management Policy	2014	To be reviewed
2	Milkwood Tree Policy	2014	To be reviewed
3	Spatial Development Framework	2022	
4	Integrated Waste Management Plan	2019	
5	Coastal Management Programme	2016	To be reviewed 2023/24
6	Climate Change Response Framework	2017	To be reviewed 2024/25
7	Overberg Wetland Report	2017	
8	Wetland Strategy and Action Plan	2017	
9	Alien & Invasive Species Monitoring, Control and Eradication Plan	2020	



PDO	ODM SG	PDO	KPI	2025/26				24/25
				Q1	Q2	Q3	Q4	
Community Services	<b>SG1</b>	Submit feasibility study report for the Crematorium at Karwyderskraal to council	Number of reports submitted per annum			1		
		Report annually to the Community Services Portfolio Committee on the outcome of Karwyderskraal Landfill site adherence to the permit conditions	Report submitted to the Community Portfolio Committee per annum			1		1
		Appoint a service provider for the construction of Cell 5 at Karwyderskraal Landfill site	Appointment of service provider		1			
		Report the draft outcome of the Climate Change needs and response assessment for the Overberg to council by June	Draft outcome submitted to council				1	1

### 11.4.3 EMERGENCY SERVICES

#### INTRODUCTION

The Overberg Fire & Rescue Services renders a fire service in the municipal areas of Swellendam, Theewaterskloof and Cape Agulhas. Fully equipped and staffed Fire & Rescue depots are situated in each of these areas, including Grabouw and Villiersdorp, with the District Office situated in Bredasdorp. A service delivery and mutual aid agreement is in place between the ODM and Overstrand Municipality.

The Overberg Region is prone to severe veld fires during summer. This is largely due to the fynbos veld that burns easily and is further aided by the dry and windy summer conditions. The numerous mountain ranges and long coastline as well as the N2 running through the Overberg, increases pressure on the service in terms of rescue operations over a wide spectrum.

Devastating fires swept through parts of the Overberg Region during December 2016 and April 2017, burning fynbos in excess of 60,000ha. The impact of veld fires could serve to be harmful and destructive for the inhabitants of the Overberg Region and the regional economy. However, the Overberg Emergency Services has thus far managed to effectively respond to a variety of incidents throughout the entire Overberg Region. Throughout the entire Western Cape, Overberg Fire & Rescue is the only provider managing a helicopter rescue programme.

This could be regarded as one of the best practices in the Western Cape.



**Current status of full-time operational stations of Overberg Emergency Services:**

Municipal Area	Station	Fire Fighting Vehicles	Fire Fighters	Fire Fighter per sq km	Fire Vehicle per sq km
Theewaterskloof (area 3,278)	Grabouw Villiersdorp Caledon	3 1 2	11 9 7		
<b>Totals TWK</b>	<b>3</b>	<b>7</b>	<b>27</b>	<b>1/121</b>	<b>1/364</b>
Swellendam (area 2,999)	Swellendam	3	6 6 EPWP		
<b>Totals SDM</b>	<b>1</b>	<b>3</b>	<b>12</b>	<b>1/249</b>	<b>1/749</b>
Cape Agulhas (area 3,437)	Bredasdorp	4	6 6 EPWP		
<b>Totals CAM</b>	<b>1</b>	<b>4</b>	<b>12</b>	<b>1/286</b>	<b>1/859</b>



- Overberg Fire Prevention Association
  - Facilitating Integrated Fire Management
  - Organizing and capacitating the landowner
- Working on Fire (Kushogo)
  - Partnering for firefighting teams on our bases
  - Aerial Resources
- National Sea Rescue Institute
  - Active participation and support, creating an asset and resource to be used
- Joint rescue program with the Air force



### PROBLEM STATEMENT

Disaster Management: Own capacity and capacity of the Local Municipalities in the Overberg

Region. Do not have sufficient capacity to adequately address the disaster management continuum.

### CHALLENGES AND RISKS – HOW MITIGATED

- Disaster Management Capability; overburdening of staff (burnout)
  - Using FPA staff (Covid); assistance of landowners for the past three years
- Operational Capabilities/Vehicles
  - Best use of available resources
- Plant and Equipment Maintenance Budget
  - Adjustment Budget - 1 new vehicle
- Risk to service delivery
- Knofflokskraal – draining resources. This risk has improved and mitigated by fire awareness mitigation

### ACCOMPLISHMENTS 2024-2025

- Safer Beaches Campaign prevented drownings on our coast
- Effective aerial resource deployment
- Establishment and partnering with Greater Overberg FPA for Integrated Fire Management
- Safer Communities Project launched
- Community Safety Mediation actions preventing protest actions and long term economic impact
- Effectively managing a severe fire season whilst maintaining safe communities over the festive season

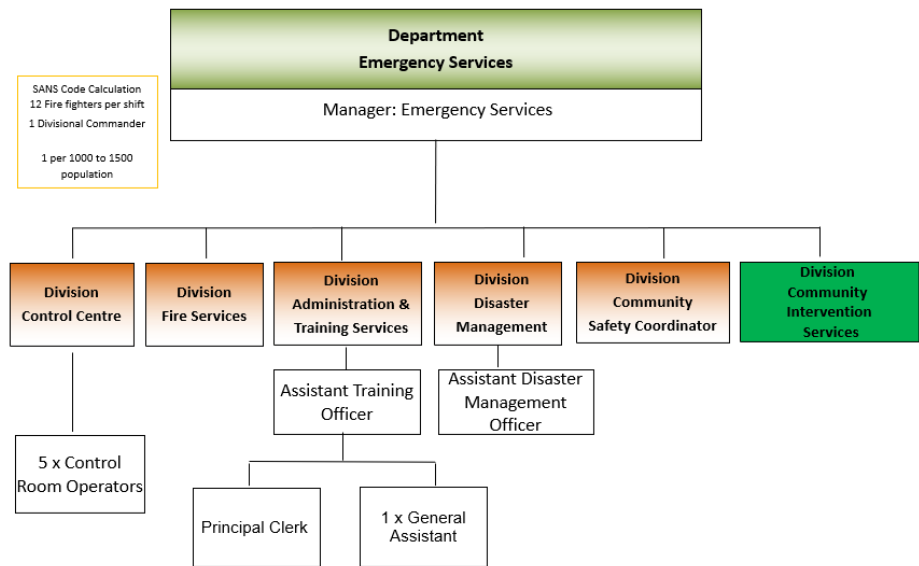
### LEGISLATION

- The Constitution of the Republic of South Africa, 1996 (Act 108 of 1996)
- Section 156(1)(a) of the Constitution deals with the powers and functions of municipalities and specifies that “a municipality has executive authority in respect of and has the right to administer the local government matters listed in Part B of Schedule 4 and Part B of Schedule 5”. Firefighting is listed as a local government function in Schedule 4 Part B
- Fire Brigade Services Act, 1987 (Act 99 of 1987): A local authority may establish and maintain a service in accordance with the prescribed requirements
- Local Government: Municipal Structures Act, 1998 (Act 117 of 1998)
- S84(1)(j) A district municipality has the following functions and powers- Firefighting services serving the area of the district municipality as a whole



- Disaster Management Act,57 of 2002, S43(1) Each metropolitan and each DM must establish in its district a disaster management centre for its municipal area

### ORGANISATIONAL STRUCTURE AND ACCOUNTABILITY



Caledon	1 Structural vehicle 1 4x4 large tanker 1 4x4 Medium tanker 1 4x4 skid unit
Greyton/ RSE Volunteer Grabouw 24h Station	1 Unimog 1 Structural vehicle 4x4 Medium Tanker 4x4 Large Tanker
Villiersdorp	1 Structural unit 1 4x4 skid unit
Swellendam 24h Station	1 Structural Unit 1 4x4 Large Tanker 1 Skid unit Hazmat Unit
Barrydale	1 Structural unit 1 Skid unit
Bredasdorp	1 x Structural unit 1 4x4 Large tanker 1 4x4 Medium Tanker 1 Skid unit 1 Rescue vehicle 1 Command unit
Struisbaai	1 Skid Unit

### FLEET CAPACITY



## INTERGOVERNMENTAL RELATIONS

Forum Name	Is Forum active?	Frequency of Meetings	Forum Purpose	Forum Composition	Forum Chairperson
District Fire Working Group	Yes	Quarterly	<p>a) To develop, monitor and maintain best practices, Standard operating Procedures, Memorandum of Understanding and Service Level Agreements for Veld fire and Rural/ Urban Interface incident response, mobilization and resource deployment in the Overberg District.</p> <p>b) Provide inputs on all veld fire related matters to the Provincial Veld Fire Workgroup.</p> <p>c) Investigate and draw up reports for inputs on veld fire related matters to the Provincial Veld Fire Workgroup.</p>	<p>The Principal Members of the ODVFWG shall include:</p> <p>a) DM Fire Services senior officers</p> <p>b) Local Municipality Fire Services senior officers</p> <p>c) Area managers and Catchment Managers</p> <p>d) Relevant CapeNature Area Managers</p> <p>a) Cape Pine Area managers</p> <p>b) SA National Parks</p> <p>c) DAFF officials responsible for FPA's</p> <p>Co –opted members shall include:</p> <p>a) FPA chairmen</p> <p>b) CapeNature Reserve Managers</p> <p>c) Cape Pine Plantation Manager</p> <p>d) Working on Fire</p> <p>e) Representatives of Volunteer Fire Services</p> <p>f) SANDF</p> <p>g) SAPS</p>	New chair to be elected

				<p>d) Disaster Management</p> <p>e) ESCOM</p> <p>f) Provincial Directorate and sub directorate Ad-Hoc Members shall include:</p> <p>a) Persons who by their relevant expertise considered making valuable inputs into the business of the ODVFWG.</p>	
Disaster Management Advisory Forum	Yes	Quarterly	In order for all relevant role players in disaster risk management in the district to coordinate their actions on matters relating to disaster risk management as prescribed in section 30(1) of the Disaster Management Act,		ODM (Reinard Goldenhuys)
Provincial Fire Working Group			To develop, monitor and maintain best practices, SOPs, MOU and SKAs for Veld fire and Rural/ Urban Interface incident response, mobilization and resource deployment in Western Cape.		ODM (Reinard Goldenhuys)
Provincial Disaster Management Advisory Forum	Yes	Quarterly	In order for all relevant role players in disaster risk management in the province to coordinate their actions on matters relating to disaster risk management as prescribed in section 30(1) of the Disaster Management Act, the	<ul style="list-style-type: none"> <li>The head of the WCDMC</li> <li>Heads of provincial departments designated by the Premier</li> <li>Designated disaster risk management</li> </ul>	Colin Denier

			<p>WCDMC must establish and maintain a disaster risk management advisory forum for the province. This is provided for in section 37 of the Act.</p>	<p>focal points for provincial departments which have disaster risk management responsibilities</p> <ul style="list-style-type: none"> <li>• Disaster risk management functionaries of the WCDMC</li> <li>• Representatives of the South African Local Government Association (SALGA)</li> <li>• Head of the disaster management centre of the City of Cape Town</li> <li>• Heads of the disaster management centres of each of the five district municipalities in the province</li> <li>• Heads of neighbouring provincial and district disaster management centres</li> <li>• Representatives of emergency and essential services, national organs of state and organised business, including: <ul style="list-style-type: none"> <li>○ Medical services:</li> </ul> </li> </ul>					<ul style="list-style-type: none"> <li>- Emergency medical services: state and private</li> <li>○ Hospitals: state and private</li> <li>○ SA Police Service</li> <li>○ SA National Defence Force</li> <li>○ Dept Water Affairs and Forestry</li> <li>○ Dept Home Affairs</li> <li>○ Relevant parastatals, including: <ul style="list-style-type: none"> <li>- Airports Company of South Africa (ACSA)</li> <li>- ESKOM</li> <li>- Mountain to Ocean (MTO)</li> <li>- SANParks</li> <li>- South African Weather Service</li> <li>- SPOORNET</li> <li>- TELKOM</li> <li>- SA Maritime Safety Authority</li> <li>- SA Ports Authority</li> <li>- SA National Roads Agency</li> </ul> </li> <li>○ Organised labour</li> <li>○ NGOs, CBOs and other relevant role-players, including:</li> </ul>	
--	--	--	---	---	--	--	--	--	---	--

				<ul style="list-style-type: none"> <li>- Congress of Traditional Leaders of South Africa</li> <li>- Agricultural and farm workers associations</li> <li>- SA Red Cross Society</li> <li>- Life-saving associations</li> <li>- National Sea Rescue Institute</li> <li>- SA Council of Churches</li> <li>- SA Chamber of Business</li> <li>- Chamber of Commerce in the Western Cape Province</li> <li>- Institutions of Higher Learning</li> </ul>	
Provincial Disaster Mgt: Head of Centre Meeting					

## DEPARTMENTAL STRATEGIC DIRECTION

<b>OVERBERG DM VISION</b>	<b>Overberg – the opportunity gateway to Africa through sustainable services</b>	
<b>DEPARTMENTAL VISION</b>		
<b>DEPARTMENTAL STRATEGIC OBJECTIVES</b>		
<b>ODM STRATEGIC GOAL</b>	To ensure the health and safety of all in the Overberg through the provision of efficient basic services and infrastructure	
<b>ALIGNMENT TO PROVINCIAL &amp; NATIONAL GOVERNMENT STRATEGIC DIRECTIVES</b>	<b>NDP</b>	<b>Ch 11:</b> Social protection <b>Cp 12:</b> Building safer communities
	<b>National Outcome</b>	<b>NO 3:</b> All people in South Africa are and feel safe <b>NO 11:</b> Create a better South Africa and contribute to a better and safer Africa and World
	<b>PSG</b>	<b>PSG 3:</b> Increase wellness, safety and tackle social ills <b>PSG 5:</b> Embed good governance and integrated service delivery through partnerships and spatial alignment
<b>INPUTS</b> (what we use to do the work)	<ul style="list-style-type: none"> <li>Budget</li> <li>Fleet</li> <li>Property Plant &amp; Equipment</li> <li>Air resources</li> <li>Ground teams</li> <li>Human resource capacity</li> </ul>	
<b>ACTIVITIES/ MISSION and OUTPUT</b>	Integrated Fire Management:	<ul style="list-style-type: none"> <li>Partial transfer of the risk to the property owner by involving the landowners.</li> <li>Partnership with the Greater Overberg Fire Protection Association.</li> <li>Reducing the risk of fires, reducing the overall operational cost.</li> </ul>
	Community Awareness:	<ul style="list-style-type: none"> <li>Fire and life safety training to reduce the risk of house fires and to train communities on what to do in case of fires in order to prevent injuries and loss of life.</li> <li>Safer People Project</li> <li>Basic Emergency and Fire Education</li> <li>Learn not to burn</li> <li>Schools program</li> <li>First Aid Training</li> </ul>
	Aerial Support Project:	Serves to provide for rapid aerial fire and rescue intervention in the Overberg Region by placing a multi-purpose helicopter on standby in Bredasdorp, from 1 December to 30 April each

		year.
	Drowning Prevention:	
	Vehicle Replacement Project:	In order to efficiently respond to a variety of incidents in the entire Overberg Region, the dire need to replace old and unreliable vehicles, has been identified. Response times to calls would significantly be reduced if these vehicles are replaced with faster rapid intervention vehicles.
	EPWP Fire Fighting Project:	Overberg Fire & Rescue seeks to provide for a Firefighting team that could actively fight veld fires in the summer season. This team would then also do prevention and mitigation work in winter by establishing and maintaining strategic firebreaks in high-risk areas throughout the Overberg Region. This initiative also serves to further support and promote the objectives of the EPWP programme, which is to ensure job creation and the transfer of skills.
<b>PREDETERMINED OUTCOMES</b>	Top Priorities: <ul style="list-style-type: none"> <li>Reduction of after-hour response time</li> <li>Providing enough adequately trained staff and equipment to respond to incidents</li> <li>To ensure the safety of the Overberg communities and visitors</li> </ul>	
<b>IMPACT</b>	<ul style="list-style-type: none"> <li>Informed and safer communities</li> <li>Integrated fire management</li> <li>Lessening impact of fires on communities and agricultural sector</li> <li>Disaster preparedness</li> </ul>	

## GUIDING POLICIES/PROCEDURES/STRATEGIES/Frameworks

No	Policy
1.	Disaster Risk Management Plan
2.	Disaster Management Framework
3.	Safer Communities Project Plan
4.	Festive and Fire Season Readiness Plan

## PERFORMANCE MANAGEMENT: TL SDBIP 2025/26 – 2026/27

Directorate	ODM SG	PDO	KPI	2025/26				26/27
				Q1	Q2	Q3	Q4	
Community Services	SG1	Table the revised Disaster Risk Management Plan to Council by June	Revised Disaster Risk Management plan tabled to Council				1	1
		Table to Council the revised Disaster Management Framework by June	Revised Disaster Management Framework tabled to Council				1	1
		Present annually the revised Festive and Fire Season Readiness Plan to DCFTech	Number of revised Festive and Fire Season readiness plan presented per annum		1			1
		Present annually the revised winter readiness plan to the Community Services Portfolio Committee	Number of revised Winter readiness plans submitted per annum			1		1
		Rollout Training programmes by fire services Training Centre	Number of fire training programmes rolled out by fire training centre		1		1	

## 11.4.4 ROADS

### INTRODUCTION

The Roads Division receives grant funding from the Provincial Department Transport & Public Works (DTPW) and acts as a Provincial Agent for the maintenance of the network of main, divisional and minor roads. This includes all activities relating to the maintenance of 3,685km of proclaimed roads in the Overberg District. The major access route to the Overberg District is the N2.

### CHALLENGES

- Environmental factors
- Ageing/depreciation of mechanical plant and equipment
- Backlog on re-gravel of gravel roads due to insufficient capacity and funds
- Limited (6) registered borrow pits in the Overberg Area
- Timeframes for filling of vacant posts.
- Timeframes to obtain materials and parts for plant due to SCM processes.

### RESPONSE TO CHALLENGES

- Management of environmental factors (weather conditions, irregular rainfall patterns, flood damage, etc.)
- More intensive maintenance of fleet.
- Requests to PAWK for more capacity and funds.
- Continuous requests to road authority to speed up the process.
- Dependent on HR processes
- Continuous re-evaluation of planned works

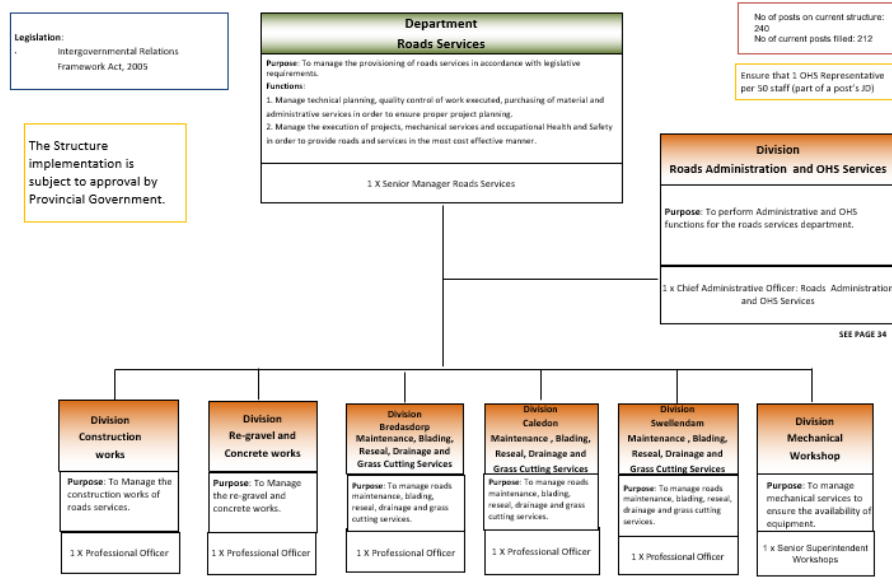
### ACCOMPLISHMENTS 2024-2025

- Gravel roads upgraded to surfaces standard: 3.78km
- Gravel roads re-gravelled: 43.00km
- Sealed roads resealed: 16.26km
- Gravel roads graded: 6510km

## LEGISLATION

- Intergovernmental Relations (IGR) Framework Act, 2005 (Act 13 of 2005)
- Memorandum of Agreement (MOA): DTPW/ODM

## ORGANISATIONAL STRUCTURE AND ACCOUNTABILITY



## INTERGOVERNMENTAL RELATIONS

Forum Name	Is Forum active?	Frequency of Meetings	Forum Purpose	Forum Composition	Forum Chairperson
District Roads	Yes	Monthly	Technical and financial progress	ODM Roads DRE WCDM CWDM	Stewart Bain (DRE)

Forum Name	Is Forum active?	Frequency of Meetings	Forum Purpose	Forum Composition	Forum Chairperson
Roads Network Management	Yes	3 per annum	Technical and budget progress	All DMs Senior Roads personnel DRE Head Office senior personnel	Len Fourie - DDG (DTPW)

## DEPARTMENTAL STRATEGIC DIRECTION

OVERBERG DM VISION	Overberg – the opportunity gateway to Africa through sustainable services				
DEPARTMENTAL VISION	An effective Road Infrastructure Network for accessible, safe and affordable transport				
DEPARTMENTAL STRATEGIC OBJECTIVES	<ul style="list-style-type: none"><li>• Adequate human resource capacity to manage and maintain Provincial Road Infrastructure Network by means of re-gravelling, re-sealing, construction and routine maintenance.</li><li>• Economic growth and empowerment through roads infrastructure investment.</li></ul>				
ODM STRATEGIC GOAL	To ensure the health and safety of all in the Overberg through the provision of efficient basic services and infrastructure				
ALIGNMENT TO PROVINCIAL & NATIONAL GOVERNMENT STRATEGIC DIRECTIVES	NDP	Ch 4 Ch 11	Economic infrastructure Social protection		
	National Outcome	NO 6	An efficient, competitive and responsive economic infrastructure network		
	PSG	PSG 3 PSG 4	Increase wellness, safety and tackle social ills Enable a resilient, sustainable, quality and inclusive living environment		
INPUTS	<ul style="list-style-type: none"><li>• Property, plant &amp; equipment (PPE)</li><li>• Human resources</li><li>• Budget</li></ul>				
ACTIVITIES/ MISSION & OUTPUT	Road Type	Responsible Authority	Bitumen km	Gravel km	Total km
	National (N2)	SANRAL	+180	0	180
	Trunk Roads	Provincial DTPW	650	0	650
	Main Roads	ODM	409,8	87,5	497,30
	Divisional Roads	ODM	85,2	1354	1439,2
	Minor Roads	ODM	23,68	1724,83	1748,51
			1348,68	3166,33	4515,01
PREDETERMINED	<ul style="list-style-type: none"><li>• To provide a safe and efficient road environment to all road users.</li></ul>				



<b>OUTCOMES</b>	<ul style="list-style-type: none"> <li>• Proper maintenance of road network to ensure sustainable roads infrastructure.</li> <li>• Flood damage control: preventative measures, effective repair timeframes to enable immediate mobility of affected roads.</li> <li>• Reactive maintenance: emergency works / potholes 48-hour turn-around time policy.</li> <li>• Optimisation of gravel road blading frequency.</li> </ul>
<b>IMPACT</b>	To keep the proclaimed Provincial Roads in a safe and reliable condition within the legal framework of the various Ordinances, Acts and Regulations.

#### PERFORMANCE MANAGEMENT: TL SDBIP 2025/26 – 2026/27

PDO	ODM SG	PDO	KPI	2025/26				26/27
				Q1	Q2	Q3	Q4	
Community Services	SG1	Upgrade roads to permanent surface by 30 June (DR01277)	Number of kilometers upgraded per annum	0	0	0	0	
		Kilometers of gravel roads to be regavelled	Number of kilometers road regavelled per annum	13.8	12.06	9.2	13.8	
		Kilometers of gravel roads to be bladed	Number of kilometers roads bladed per annum	1850	1600	1250	1800	6500

#### GUIDING POLICIES/PROCEDURES/STRATEGIES/Frameworks

No	Policy	Review Status	Workshop Date	Date Approved by Council	Council Res No.
1	MOA: DTPW/ODM	Annually by March each year	Annually	March each year	Annually

#### OPERATIONAL PLANNING

Main Activity	Timeframe	Deliverables
Refer to Proposed Budget Projections in Chapter 12, section 12.4		

### 11.4.5 LED, TOURISM & RESORTS

#### REGIONAL ECONOMIC DEVELOPMENT AND TOURISM

##### INTRODUCTION

RED is an ongoing process by which key stakeholders and institutions from all spheres of society, the public and private sector as well as civil society, work jointly to create a unique advantage for the locality and its firms, tackle market failures, remove bureaucratic obstacles for local businesses and strengthen the competitiveness of local firms/SMMEs. L/RED is therefore a means of systematic identification, development, and utilisation of economic opportunity, to benefit local businesses. As the private sector grows inclusively, poverty is reduced sustainably, and public sector income also increases.

Sustainable jobs are created in the private sector which makes money from markets. In contrast with the public sector that taxes these businesses and their employees to fund their own activities. To grow the economy, businesses therefore need to increase their revenues by competing better in markets, which are exposed to fierce global competition. The key to growth is therefore competitiveness, not just of individual firms but of complete value chains.

##### REGIONAL ECONOMIC DEVELOPMENT AND TOURISM STRATEGY

SALGA assisted the Overberg District Municipality with the development of a Regional Economic Development and Tourism Strategy. On 11 October 2019 the Implementation Plan was presented to the RED/Tourism Forum. Implementation of the proposals in the plan is required to bring the strategy to life.

##### OVERBERG ECONOMIC RECOVERY PLAN

The Recovery plan and Progress report is a recognition of, and response to, these dual pandemics. It identifies the problems that require an urgent, Whole-of-Society response in order to create jobs, foster safe communities, and promote the wellbeing of all the residents of the Western Cape. It will be pursued with the same energy and collaborative approach that created the coalition that came together to fight the virus. The Recovery Plan and the Joint District and Metro Approach (JDMA) is aligned to each other.

Refer Chapter 6, page 123, for more information on regional economic development.

## ACCOMPLISHMENTS 2024-2025

- LED & SCM, SMME support: Partner with local municipalities and assist entrepreneurs with registering on the central supplier and municipal database and advising on tender document completion.
- The SALGA and UNDP partnership, together with the ODM, handed over Covid-19 PPE to each local municipality in the region for distribution to informal traders.
- 6 Tourism Monitors start working at ODM for a period of 12 months
- 6 DEDAT Interns start working at ODM to collect SMME Data for 6 months.

## MUNICIPAL RESORTS

The Overberg District Municipality manages two Resorts, which are fully functional. Uilenkraalsmond Resort is situated 7km from Gansbaai and Die Dam Resort 40km from Gansbaai town. Both Resorts comprise chalets and caravan sites, as well as semi-lessee accommodation.



ACCOMMODATION	DIE DAM		UILENKRAALSMOND
	Die Dam Holiday Resort comprise of a caravan park and two self-catering chalets. Hot water showers and baths are available at ablution blocks.		Our resort offers semi-permanent houses and long stays, holiday chalets and lodges and a very popular caravan park situated next to the beach.
CHALETS	🚐 2		🚐 40
CARAVAN STANDS	🚐 83		🚐 110
SEMI-PERMANENT	🚐 128		🚐 555
ACTIVITIES	<ul style="list-style-type: none"><li>◆ Bird watching</li><li>◆ Fishing</li><li>◆ Hiking</li><li>◆ Kids Playground</li><li>◆ Swimming</li></ul>	<ul style="list-style-type: none"><li>◆ Horse Trials</li><li>◆ Trekker Rides</li><li>◆ Paint Ball</li><li>◆ Quad (Explore)</li><li>◆ Sky Diving</li></ul>	<ul style="list-style-type: none"><li>◆ Kayak trips</li><li>◆ Fishing from Boat</li><li>◆ Whale Watching</li><li>◆ Shark Cage Diving</li><li>◆ Guests can take long walks along the beach</li></ul>

## CHALLENGES, RISKS AND HOW ADDRESSED

- Illegal building, permanent residence and sub-letting
- Erosion of dunes
- Fire lanes
  - Reporting, institute legal proceedings, revised contracts

- EIA done by ODM & Prov. Env. Services
- Env. Services. Tender to be awarded
- Erosion of coastline and flooding of Resort. Injuries to the public with possible claims. Loss in revenue due to holiday makers no longer making use of Resorts
  - Environmental Services awaiting response from Provincial Government. Access bridge temporarily repaired.
- Zoning of the land on which Uilenkraalsmond Resort is situated. Challenge of town planning decisions and building plan approval by Local Municipality. Health and safety impact for occupants in Resort not able to build bathroom facilities.
  - Environmental Services awaiting response from Provincial Government. Access bridge temporarily repaired.
  - Letter sent by Attorneys to Provincial DPW regarding lease agreement.
- Minimize cash handling
  - Promote no cash acceptance at pay points through notices and website to ensure safety of personnel.

## ACCOMPLISHMENTS 2024-2025

- Flooding in Uilenkraalsmond has dropped significantly due to teamwork between Overstrand Municipality and ODM.
- A bund wall at the Franskraal boundary was erected with the assistance of Roads Department.
- Stormwater trenches were cleaned and obstacles removed.
- The dilapidated and dangerous walkways at Die Dam have been repaired and providing safe and secure access to the facilities and beach.
- In 2018 palisade fencing was erected at both sides of the entrance.
- In 2019/2020 asbestos water pipe was replaced at Die Dam Resort.
- In 2020 a 1.5km medium high voltage electrical cable was installed at Die Dam Resort.

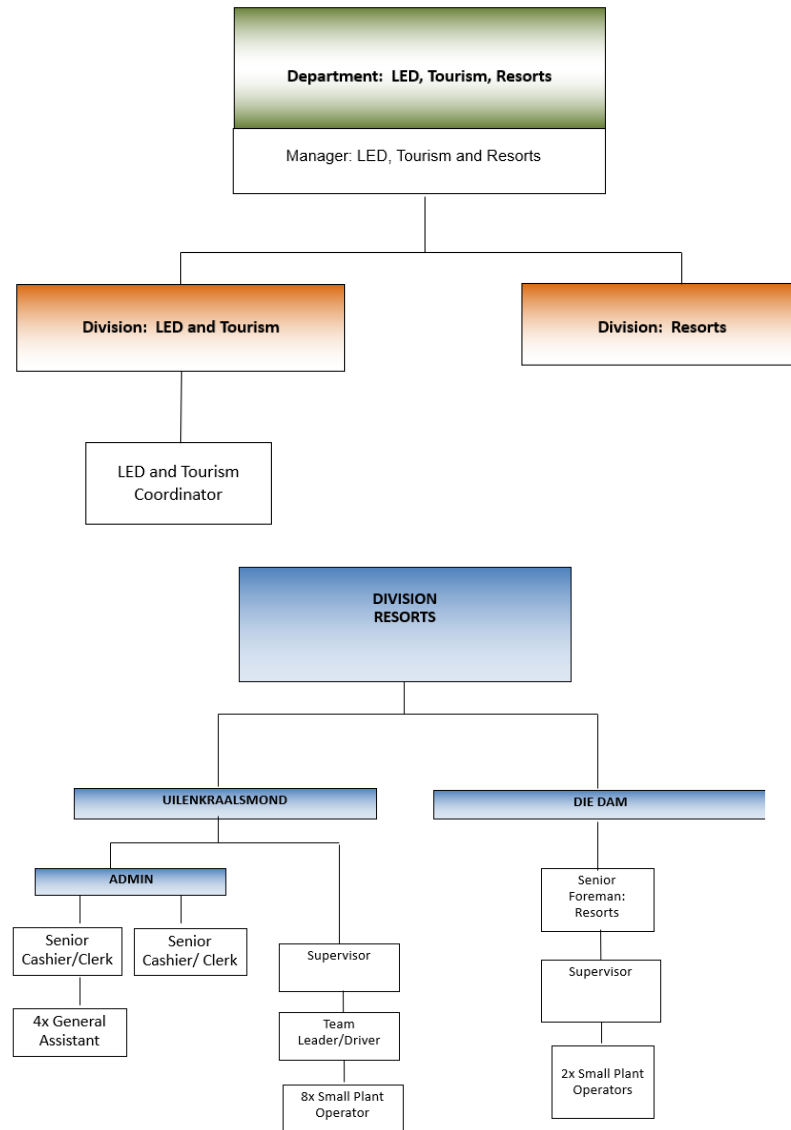
### DIE DAM & UILENKRAALSMOND



### DIE DAM



## ORGANISATIONAL STRUCTURE AND ACCOUNTABILITY



## DEPARTMENTAL STRATEGIC DIRECTION

<b>OVERBERG DM VISION</b>	<b>Overberg – the opportunity gateway to Africa through sustainable services</b>	
<b>DEPARTMENTAL VISION</b>	A vigorous and inclusive economy, establishing new partnership	
<b>DEPARTMENTAL STRATEGIC OBJECTIVES</b>	<ul style="list-style-type: none"> <li>Improve the quality of life in the Overberg</li> <li>Promote sustainable economic growth</li> <li>Address unique priorities as they arise including poverty reduction</li> </ul>	
<b>ODM STRATEGIC GOAL</b>	To promote regional economic development by supporting initiatives in the District for the Development of a sustainable district economy	
<b>ALIGNMENT TO PROVINCIAL &amp; NATIONAL GOVERNMENT STRATEGIC DIRECTIVES</b>	<b>NDP</b>	<b>Ch 3</b> Economy and employment <b>Ch 6</b> Inclusive rural economy <b>Ch 7</b> Building a capable and developmental state
	<b>National Outcomes</b>	<b>No 4</b> Decent employment through inclusive economic growth <b>No 7</b> Vibrant, equitable and sustainable rural communities with food security for all
	<b>PSG</b>	<b>PSG 1</b> Create opportunities for growth and jobs <b>PSG 4</b> Enable a resilient, sustainable, quality and inclusive living environment
<b>INPUTS</b>	<ul style="list-style-type: none"> <li>Human resources</li> <li>Budget</li> <li>IGR structures (strategic partnerships)</li> <li>Pool vehicle for attending meetings</li> <li>Property &amp; equipment (laptop, overhead projector, flipchart, branding)</li> <li>Protective clothing</li> </ul>	
<b>ACTIVITIES/ MISSION and OUTPUT</b>	<b>Regional Economic Dev</b>	<ul style="list-style-type: none"> <li>Facilitate and, where relevant, lead the implementation of RED through ensuring appropriate institutional capacity is created on the district level.</li> <li>Providing guidance in terms of the direction that economic development should take.</li> <li>Link/coordinate (through IDP) - ensuring that the activities within the various LMs and activities of external stakeholders are linked and coordinated.</li> <li>Providing appropriate information in support of economic development initiatives.</li> <li>Continuing to promote RED as a core strategy of the District and Local municipalities.</li> <li>Developing and implementing a competent marketing programme for the district.</li> </ul>

		<ul style="list-style-type: none"> <li>• Providing support to LMs in the implementation of local economic development.</li> <li>• Establishing and maintaining a system for monitoring the successful implementation of LED</li> <li>• Promote community-based economic initiatives, youth development, reduce poverty and promote sustainable employment creation opportunities;</li> <li>• Enhance human capital to maintain and uphold the future of the Overberg for the benefit of the future generation;</li> <li>• Promote social inclusion and inclusive growth towards empowering communities to have access to markets and share in the proceeds of economic growth;</li> <li>• Promote social capital by making available resources through personal and business networks such as information, ideas, leads, business opportunities, etc.</li> </ul>
	<b>Tourism</b>	<ul style="list-style-type: none"> <li>• Align activities with national and provincial priorities for tourism and economic growth, trade, and investment promotion initiatives;</li> <li>• Facilitate the relationships between tourism, business, and government decision-makers; and</li> <li>• Provide service excellence in all their business support functions</li> <li>• Enhancing the tourism potential of the area, Cape Overberg have various tourism approaches to market the Overberg as a destination generating interest to the area for longer stays. Furthermore, promote the area's tourism products and attractions making the region a preferred destination</li> </ul>
	<b>Resorts</b>	<ul style="list-style-type: none"> <li>• To improve and maintain the Resorts and make it marketable in order to ensure a sustainable income.</li> <li>• Report quarterly on Reservations vs Complaints received</li> <li>• Publish Resort information on ODM's website</li> <li>• Monthly meetings with Resort Managers to discuss strategic and operational matters</li> </ul>
	<b>Client Service, Networking and Marketing</b>	<ul style="list-style-type: none"> <li>• Resorts employees strive to render good client services.</li> <li>• Resorts are inter-dependent and assist each other as and when the need arises.</li> <li>• The affiliation with the WCRA has proven to be a viable networking medium; an opportunity to network with other resorts, gain knowledge, etc.</li> <li>• Through this forum, the resorts are widely marketed.</li> </ul>
<b>PREDETERMINED OUTCOMES</b>		<ul style="list-style-type: none"> <li>• Coordinate LED/Tourism Collaborative workshop to discuss the implementation of the District Strategy.</li> <li>• Dedicated budget allocation for LED/Tourism activities</li> </ul>

	<ul style="list-style-type: none"> <li>• Monitor implementation of strategy</li> <li>• Vigorous promotion and implementation of EPWP</li> <li>• Improve quality of life in the Overberg</li> <li>• Promote sustainable economic growth</li> <li>• Address unique priorities as they arise including poverty reduction</li> <li>• To have an informed workforce</li> <li>• Develop/review HR policies in a manner that is understandable and implementable</li> <li>• Enhance skills, knowledge and abilities of individuals to improve the productivity of people in their work areas</li> </ul>
<b>IMPACT</b>	<p>In order to enhance service delivery the methods and processes must be more speedily, there must be more funds towards infrastructure to stimulate development.</p> <ul style="list-style-type: none"> <li>• Focus on attraction, development and retention.</li> <li>• To enhance the ability of all individuals to reach their full potentials.</li> <li>• HRD to take back their rightful position in this organisation</li> </ul>

## GUIDING POLICIES/PROCEDURES/STRATEGIES/Frameworks

No	Policy	Review Status	Adoption
1.	District LED/Tourism Strategy	Reviewed	March 2018
2.	District LED/Tourism Terms of Reference	Reviewed	August 2019

## INTERGOVERNMENTAL RELATIONS

Forum Name	Is Forum active?	Frequency of Meetings	Forum Purpose	Forum Composition	Forum Chair
Regional Tourism Liaison Committee	Yes	Bi-Monthly	<ul style="list-style-type: none"> <li>• To limit the overall environmental intrusion of the signs</li> <li>• To limit the total number of information bits available at a specific point</li> <li>• To limit the total cost of the provision of the signs</li> <li>• Provides information</li> <li>• Avoids confusion</li> <li>• Identifies tourism routes</li> </ul>	Prov Transport Administration Road Authority LMs RTOs LTOs Assessing Organisations	DTPW CWD

Forum Name	Is Forum active?	Frequency of Meetings	Forum Purpose	Forum Composition	Forum Chair
			<ul style="list-style-type: none"> <li>Promote tourism services and facilities</li> <li>Promotes tourism in rural areas</li> </ul>		
WESGRO RTO	Yes	Quarterly	Priority sectors: agribusiness, business process outsourcing and ICT, renewable energy, and tourism infrastructure.	Wesgro NDT SA Tourism SATSA SACCI FEDHASA RTO LTOs	Wesgro
District LED/ Tourism Forum	Yes	Quarterly	<ul style="list-style-type: none"> <li>To promote cooperation between Municipalities in order to improve LED &amp; Tourism within the region;</li> <li>To share best practices and share knowledge and information; and</li> <li>To create a platform for which information can be gathered to feedback to the RTO Forum.</li> </ul>	DM & LMs NDT Cape- Overberg Whale Coast Country Meander Trade Route Cape Agulhas Stakeholders identified by forum	ODM
LTO Meetings	Yes	Monthly	<p>It is proposed that LTBs will primarily have an information provision function at the level of local municipalities to:</p> <ul style="list-style-type: none"> <li>market their areas of jurisdiction as a tourist destination and any product, in co-operation with surrounding municipalities and the province</li> <li>provide an information and assistance service to encourage tourists to visit the area in a way which is mutually beneficial to tourists and local communities</li> <li>develop and promote tourism skills and</li> </ul>	<p>Local Tourism Board Members Local Sphere:</p> <ul style="list-style-type: none"> <li>Representative s of LTO</li> <li>Representative s of the community</li> <li>DM Strategic Partners:</li> <li>WESGRO</li> <li>Provincial Government</li> <li>DEDAT</li> </ul>	CEO's of Tourism Offices

Forum Name	Is Forum active?	Frequency of Meetings	Forum Purpose	Forum Composition	Forum Chair
			<p>awareness within the local community to achieve the maximum sustainable benefits from tourism through the widest possible participation in the local tourism industry</p> <ul style="list-style-type: none"> <li>promote the development of appropriate tourism infrastructure and products, including attractions, accommodation, transport and shopping facilities</li> <li>protect and advance emerging business and previously disadvantaged persons within the tourist industry</li> <li>identify and promote the natural and cultural assets of its area of jurisdiction</li> <li>produce and distribute tourist promotion literature in conjunction with tourism service providers registered by the marketing agency.</li> <li>organise and market local tourism events, conferences and meetings in conjunction with registered tourism service providers</li> <li>establish and maintain a database of tourism information on the local area which is linked to the marketing agency database (or cause this to be done)</li> <li>undertake other related activities</li> <li>generate income to achieve their objects</li> </ul>		
National	Yes	As needed	To ensure participation of all	DEDAT	NDT

Forum Name	Is Forum active?	Frequency of Meetings	Forum Purpose	Forum Composition	Forum Chair
Department Tourism			stakeholders and beneficiaries; To ensure that stakeholders are informed and updated on the status of tourism; Role and responsibilities of stakeholders for the on-going info sourcing, provisioning, data verification and on-going maintenance of the NTIMS.	RTO LTO Stakeholders	
Die Dam Camp Association					
Uilkraalsmond Camp Assoc			All semi-permanent home owners are advised to join the Uilenkraalsmond Camp Association, who are currently mandated to be the communication vehicle between home owners and the Local Authorities	Official Office Bearers • Deputy Chairperson Maynard van Niekerk • Secretary: Johan Kotze • Treasurer Heleen van Emmenes	
Women in Tourism	Yes	Quarterly	The WiT Programme commenced in 2013 as a platform to drive initiatives that support the development and empowerment of women in the tourism sector. This platform recognised the challenges faced by women entrepreneurs who are often found at the bottom end of the tourism economic value chain, and identified interventions that will assist in realising the WiT agenda. Its main focus areas included training on personal development, supporting women to develop a competitive advantage in	DEDAT Municipalities	Chair Lizelle Bailey

Forum Name	Is Forum active?	Frequency of Meetings	Forum Purpose	Forum Composition	Forum Chair
			their businesses and provision of capacity building initiatives. The WiT platform is meant to integrate women from the different backgrounds within the sector and to ensure that they converge on a set of common goals and interests within the industry. The WiT initiative serves as a mechanism to drive programmes to support the development and empowerment of women in the tourism sector as well as provide networking opportunities. The aim of the programme is to create a conversation platform for advancing transformation and integration of women from different socio-economic backgrounds and spectra within the sector towards ensuring that their interests converge on a common and sustainable developmental goal within the tourism industry		
Western Cape Resort Association	Yes	Quarterly	<ul style="list-style-type: none"> <li>The promotion of the resort manager's function within the tourist sector</li> <li>Information exchange between members</li> <li>Training of the resort personnel (amplifying the 'learning organization' concept)</li> <li>Acting as the professional mouthpiece for the industry</li> </ul>	Holiday Resort Managers from both the private and public sector Chairperson Vice Chairperson Secretary Treasurer	<b>Chairman</b>  <b>General Queries</b>



Forum Name	Is Forum active?	Frequency of Meetings	Forum Purpose	Forum Composition	Forum Chair
			<ul style="list-style-type: none"> <li>Establish networking relationships among the resorts</li> <li>Networking with other relevant industry role players to stimulate and promote this Trade</li> <li>To establish excellent service delivery in the resorts sector, promoting this trade and developing a strong tourism responsibility amongst resort personnel</li> <li>To assist employers with advice pertaining to the resort manager's function</li> <li>To create a high level of competency within the sector by formulating a code of conduct</li> <li>To aid resort managers to operate their resorts profitability</li> <li>To introduce cross-marketing between the resorts</li> </ul>		

#### PERFORMANCE MANAGEMENT: TL SDBIP 2025/26 – 2026/27

Directorate	ODM SG	PDO	KPI	2025/26				26/27
				Q1	Q2	Q3	Q4	
Community Services	SG2	Submit Feasibility Study report on the resort function to council	Number of reports tabled to council per annum			1		

--	--	--	--	--	--	--	--	--

#### 11.4.6 SOCIAL DEVELOPMENT

##### INTRODUCTION

Social development is the cornerstone of building sustainable communities. It is about improving the well-being of every individual in society so that they can reach their full potential. It requires the removal of barriers so that the community can journey together as a collective toward their dream with confidence and dignity. Social development is broadly understood as the overall improvement and enhancement in the quality of life of all people, especially the poor, the vulnerable and disadvantaged communities.

##### CHALLENGES

- High unemployment – Crime, Substance Use, Increase in food demand
- High staff turnover in Service Delivery Organisations – Service delivery backlogs, high demand for specialised services
- Silo approach to interventions- service delivery not integrated

##### RESPONSE TO CHALLENGES

- Facilitate linkages to possible job opportunities/internships/relief in distress
- Sourcing alternative service providers, joint interventions in partnership with other stakeholders
- Continuous efforts to promote joint ventures and initiatives

##### ACCOMPLISHMENTS 2024-2025

- The ODM council approved the revised organisational structure to incorporate and accommodate a Social Development Unit with the Community Services Directorate.
- A Memorandum of Understanding was signed in February 2019 between the Overberg District Municipality and the Department of Social Development
- The Overberg District Municipality hosted its first Social Development Summit in September 2019. The summit was attended by 150 delegates from across the region, which included Mayors, Councillors, Social Development Officials and Community Representatives.
- A summit task team was established which consisted of officials from DSD, ODM and the Overberg Local Municipalities. The primary objective of the summit was to improve the lives of people living and working in the Overberg.

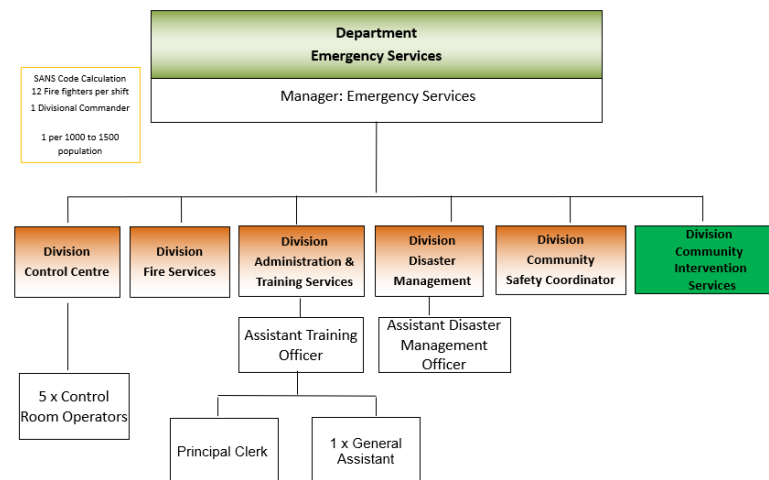


- The first Social Development Implementation plan was developed for the district by all stakeholders present at the summit highlighting issues such as youth development, substance use disorder, ECD support and Gender Based Violence.
- 57 youth were deployed across TWK through the 1000 Stories Project to promote reading.
- The first Virtual Youth Day celebrations was hosted by the Cape Agulhas municipality in partnership with the Overberg District Municipality, youth from across the district could register online to view the day's proceedings.
- 150 youth participated in a career expo through the Thusong outreach programme held in Grabouw, ODM assisted with a needs analysis conducted on the day.
- 80 youth from Swellendam and Cape Agulhas received youth leadership training and basic training in understanding Gender Based Violence, these projects were made possible through partnerships between Social Development Coordinating Forum and the District Safety Forum.
- Climate Change Webinar – A Climate Change Webinar was hosted in celebration of Women's month in Cape Agulhas which led to several youth in waste projects and the employment of 5 EPWP workers to participate in the project. Youth participated in a weeklong leadership training session, which included life skills, environmental awareness etc.

## LEGISLATION

- Constitution of the Republic of South Africa, 1996 (Act 108 of 1996)
- White Paper on Local Government (1998)
- Memorandum of Understanding
- White Paper on Social Welfare (1997)
- Intergovernmental Relations Framework Act, 2005

## ORGANISATIONAL STRUCTURE AND ACCOUNTABILITY



## INTERGOVERNMENTAL RELATIONS

Forum Name	Is Forum Active?	Frequency of Meetings	Forum Purpose	Forum Composition	Forum Chair
Nourish to Flourish Forum Workgroup	Yes	Quarterly	<ul style="list-style-type: none"> <li>• Forms part of the Economic Recovery focus dealing with jobs, safety, and wellbeing.</li> <li>• Build common cross-cutting approach to food nutrition.</li> <li>• Bridge the gap between adverse stakeholders.</li> <li>• Design and implement 3 area-based food and nutrition system initiatives (Knysna, Langa, Zwelethemba)</li> <li>• Develop systems to update mapping of the vulnerable areas.</li> <li>• Create a food system learning platform to enhance and promote joint action and implementation between sectors.</li> </ul>	Local Government DoA DTPW DEDAT DHS Treasury DoTP	WCG (B Walters)
Social Development	Yes	Quarterly	Coordinate, co-plan, co-budget for the implementation of social development initiatives/	B Municipalities Local DSD Provincial DSD	ODM (D Barends)

Coordinating Forum			projects/programmes in the district	Sector departments join when necessary	
Provincial Public Participation Forum	Yes	Quarterly	Ward Committee and Public Participation process	Public Participation officials CDWs DPLG Comms	DLG (Craig Mitchell)
Inter-governmental Forum on Street People	Yes	Quarterly	<ul style="list-style-type: none"> <li>• <b>Impact Mitigation</b> (Minimizing impact of migration to streets through appropriate interventions) <ul style="list-style-type: none"> <li>○ Shelters and support</li> <li>○ Specialised services and interventions, and referral mechanisms</li> <li>○ Services for Street Children</li> <li>○ Sanitation, waste management and public health</li> </ul> </li> <li>• <b>Reintegration and Econ opportunities</b> (creating formal and informal financial inclusion opportunities) <ul style="list-style-type: none"> <li>○ Increased support for Reintegration Units for outreach and engagement on the street</li> <li>○ Increased economic opportunities towards self-sufficiency</li> <li>○ Housing opportunities</li> </ul> </li> <li>• <b>Partnerships to mobilise a whole-of-society response to street people</b> <ul style="list-style-type: none"> <li>○ Interface between NGO-sector and the Forum to ensure NGO involvement</li> </ul> </li> <li>• <b>Law Enforcement</b> <ul style="list-style-type: none"> <li>○ By-law enforcement regarding streets and public places</li> <li>○ Municipal and community court diversion programmes</li> </ul> </li> </ul>	Provincial DSD DoTP DoH CoCT SAPS Metro Police DEDAT Department of Home Affairs Correctional Services Municipalities	(R Macdonald)

			<ul style="list-style-type: none"> <li>○ Preparing for the end of the disaster declaration and likely evictions</li> <li>○ Parole violators, etc. - engagements with Correctional Services required</li> </ul>		
Wellbeing Manco	Yes		<ul style="list-style-type: none"> <li>• Feedback on progress regarding priority matters discussed at the Wellbeing and Dignity Steering Committee.</li> </ul>	Cabinet Ministers HOD's Municipalities	DSD (S Fernandez)
Wellbeing and Dignity Steering Committee	Yes		<ul style="list-style-type: none"> <li>• Look at deep dive matters for consideration</li> <li>• Provide priority updates: Youth, Mental Wellbeing, GBV, Homelessness, ECD migration etc</li> </ul>	Cabinet Ministers HOD's Municipalities	DSD (S Fernandez)
National Dialogue: Early Childhood Development Migration	Yes		<ul style="list-style-type: none"> <li>• This is the continuation of a series of ECD Dialogues that were hosted by the National Education Collaboration Trust and DBE since 2021.</li> <li>• In line with the Education Dialogue SA protocols, the Dialogue aims to create yet another opportunity for participants to engage, reflect and speak on what will be required to strengthen the ECD sector coordination and collaboration.</li> </ul>	All municipalities, National Departments, Department of Basic Education, NGOs in the ECD sector, ECD's across the country	
CDA, WCSAF & LDAC Forum: (Central Drug Authority, Western Cape Substance Abuse Forum & Local Drug Action Committees)	Yes	Quarterly	<ul style="list-style-type: none"> <li>• Supply Reduction</li> <li>• Harm Reduction</li> <li>• Demand Reduction</li> <li>• Establish outstanding LDAC's</li> <li>• Re-establish dysfunctional LDAC's</li> <li>• Strengthen existing LDAC's</li> <li>• Strengthen data collection</li> <li>• Promote evidence-based prevention programmes</li> </ul>	Central Drug Authority Western Cape Substance Abuse Forum Local Drug Action Committees DSD Municipalities	C Pepper

## DEPARTMENTAL STRATEGIC DIRECTION

<b>OVERBERG DM VISION</b>	Overberg – the opportunity gateway to Africa through sustainable services	
<b>DEPARTMENTAL VISION</b>		
<b>DEPARTMENTAL STRATEGIC OBJECTIVES</b>		
<b>ODM STRATEGIC GOAL</b>	To promote Regional Economic Development by supporting initiatives in the district for the development of a sustainable district economy	
<b>ALIGNMENT TO PROVINCIAL &amp; NATIONAL GOVERNMENT STRATEGIC DIRECTIVES</b>	<b>NDP</b>	Ch 09: Improving Education, training, and innovation Ch 11: Social Protection Ch 12: Building Safer Communities Ch 15: Transforming Society
	<b>SDG</b>	Goal 1: End poverty in all its forms Goal 2: End hunger, achieve food security and improved nutrition and promote sustainable agriculture Goal 3: Ensure healthy lives and promote well-being for all at all ages Goal 4: Ensure inclusive and equitable quality education and promote lifelong learning opportunities for all. Goal 5: Achieve gender equality and empower all women and girls
	<b>PSG</b>	Goal 1: Safer and cohesive communities Goal 2: Growth and Jobs Goal 3: Empowering people
	<b>District Strategic Goals</b>	Goal 2: Poverty alleviation/ job creation initiatives
<b>INPUTS</b>	<ul style="list-style-type: none"> <li>Budget</li> <li>Human Resources</li> <li>Transport</li> <li>Office and Computer Equipment</li> </ul>	

<b>ACTIVITIES/ MISSION &amp; OUTPUT</b>	Identify and prioritize social /community development needs and opportunities	<ul style="list-style-type: none"> <li>Network with community development resources</li> <li>Set up and facilitate community meeting with service providers and role players</li> <li>Consult directly with communities on their needs, opportunities, and strengths</li> <li>Host community meetings that are widely advertised or door to door surveys to assist in the identification of social and community development needs</li> <li>Align projects with IDP and feeding community needs back to IDP process</li> <li>Development and implementation of the social development policy.</li> </ul>
	Programme/ Project Implementation	<ul style="list-style-type: none"> <li>Plan and consult with communities in planning projects and programmes</li> <li>Project manage the spending of operational funds on relevant projects</li> <li>Implement new social/community development projects and co-ordinate existing projects</li> <li>Manage the implementation of projects according to time frames and planning schedules.</li> <li>Create or mobilize existing social development structures in the community by means of motivational skills, positive relationships, meetings, discussion of identified needs, capacity building, empowerment/confidence building to make the community development process community driven</li> </ul>
	Administration	<ul style="list-style-type: none"> <li>Manage conflicts in the community by means of conflict management skills and processes to work towards consensus/ collaboration in the community.</li> <li>Make use of relevant service providers, consultants, NGO's CBO's by means of guiding, networking in order to provide expert knowledge and skills to the community.</li> <li>Building and strengthen relationships with various stakeholders to elicit support with social upliftment initiatives, projects, and programmes.</li> <li>Link projects/organisations/programmes with relevant resources.</li> <li>Co-ordinate broader based stakeholder workshops to seek ideas, establish priorities and determine strengths, weaknesses, and threats.</li> <li>Conduct training and skills development to develop an understanding and to build the capacity of communities.</li> </ul>

		<ul style="list-style-type: none"> <li>• Oversee the marketing and communication regarding social and community development programmes of the division.</li> <li>• Provide input on municipal strategic planning together with other division heads on social/community development matters impacting on service delivery.</li> <li>• Compiling necessary reports and updating of databases.</li> <li>• Identify needs and compile and manage the social development division budget in collaboration with the Director: Community Services.</li> </ul>
	Financial Control	<ul style="list-style-type: none"> <li>• Monthly report submission and reports on individual projects to council when necessary to keep council informed about progress in the department and to guide with recommendations.</li> <li>• Accountable for keeping records of KPI's and identification of new KPI's for the division.</li> <li>• Write monthly reports and reports on individual projects to the council, when necessary, to keep Council informed about progress in the department to guide with recommendations.</li> <li>• Keep update of databases of social development services providers to encourage networking and increase productivity.</li> <li>• Keep a filing system in place for projects and administration to ensure continuity in service delivery.</li> <li>• Compiling notices, agendas, and minutes of functional meetings and attending to circulation.</li> <li>• Attend to correspondence from partners/departments and circulate to stakeholders to keep them abreast of developments.</li> <li>• Communicate opportunities for skills development and funding with stakeholders.</li> <li>• Obtain and compile CDW reports for submission to council.</li> <li>• Monitor CDW project implementation and ensure that it is line with their operational plan.</li> <li>• To ensure successful project results</li> <li>• Monitor financial expenditure of CDW funds as per grant allocation.</li> <li>• Procure services for CDW project implementation as and when required.</li> </ul>

		<ul style="list-style-type: none"> <li>• Obtain financial statements and compile annual reports for submission to council on the work of CDW's in the Swellendam area.</li> </ul>
	Stakeholder Management, communication, and participatory planning	<ul style="list-style-type: none"> <li>• Compile tender or quotation specifications and guidelines where required in terms of approved budget, evaluate such tenders or quotations, and make recommendations regarding the appointment of service providers.</li> <li>• Maintain stakeholder database.</li> <li>• Disseminate functions and operational information on the immediate, short- and long-term objectives and current developments, challenges, and constraints.</li> <li>• Co-ordinate the establishment and implementation of various district forums and coordinating structures to serve as platform to facilitate functional information.</li> <li>• Participate in various meetings (council, internal and external forums) and provide strategic input on matters affecting or concerning functionality.</li> <li>• Develop methods/plan/structuring for co-ordination of the various structures in consultation with community stakeholders.</li> <li>• Oversee inclusive participatory strategic planning within forums.</li> <li>• Ensure inclusion of relevant stakeholders and the community in planning of projects.</li> <li>• Manage and convene the social development coordinating forum</li> </ul>

**PERFORMANCE MANAGEMENT: TL SDBIP 2025/26 – 2026/27**

Directorate	ODM SG	PDO	KPI	2025/2026				26/27
				Q1	Q2	Q3	Q4	
Social Development	SDG 3	Report quarterly on the progress in respect of social development Implementation Plan to the Community Services Portfolio Committee	Number of progress reports tabled per annum	1	1	1	1	

## 11.5 SUMMATION OF DEVELOPMENT PRIORITIES

Here follows a summation of development priorities/operational plans as captured in Chapter 11, sections 11.1 to 11.4. The table seeks to illustrate alignment of National, Provincial and District strategic goals.

NATIONAL KPA	National Outcome	NDP (Chap)	PSG	ODM SG	Key Strategies
#1: Basic Services and Infrastructure	2 3 6 9 10 11	4 5 7 10 11 12	3 4 5	1	<ul style="list-style-type: none"> <li>Landfill site</li> <li>→ Going green</li> <li>Develop environmental management tools</li> <li>Effective management of district municipal health services</li> <li>Effective management of roads projects</li> <li>Continuous assessment of disaster risks</li> <li>Enhance safer community projects and plans</li> </ul>
#2: Local Economic Development	4 5 7	3 6 7	1 4	2	<ul style="list-style-type: none"> <li>Implement deliverables of Regional Economic Development &amp; Tourism Strategy</li> <li>Job creation initiatives</li> <li>SCM/LED initiatives</li> <li>Social Development</li> </ul>
#3: Municipal Transformation and Institutional Development	1 5 9 12	9 13	2	3	<ul style="list-style-type: none"> <li>Implementation of EE Plan</li> <li>Ensure skills development</li> <li>Local Labour Forum (LLF)</li> <li>Health and safety</li> <li>Ensure employee well-being</li> </ul>
#4: Financial Viability	4 9 12	3 13 14	1	4	<ul style="list-style-type: none"> <li>Monitoring and reporting</li> <li>Performance monitoring and reporting</li> <li>Secure financial sustainability</li> <li>Long-Term Financial Plan</li> </ul>
#5: Good Governance and Community Participation	9 12	7 13 14	5	5	<ul style="list-style-type: none"> <li>Shared Services</li> <li>Enhancing IGR</li> <li>Corporate governance audit and risk management</li> <li>Strategic planning and awareness</li> <li>Policy direction</li> </ul>



# PROJECT FOOTPRINT OVERBERG REGION



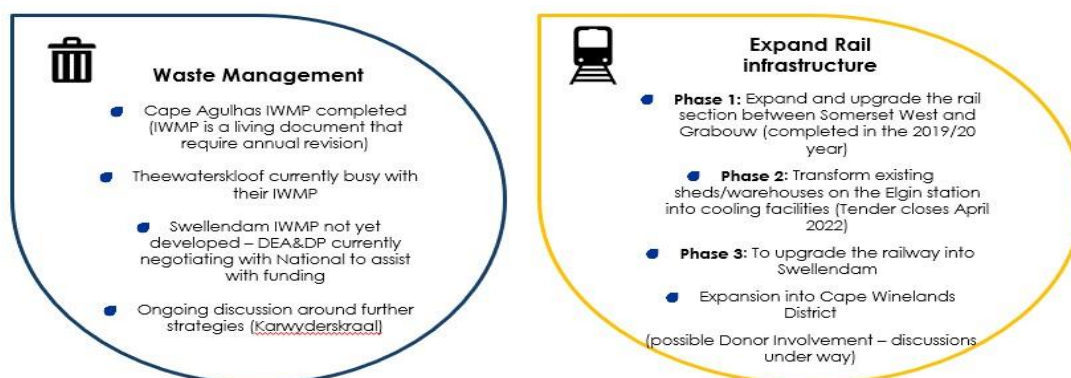
## 12.1 OVERBERG JOINT DISTRICT AND METRO APPROACH (JDMA)

### JDMA FLAGSHIP PROJECTS

- ◆ Expanded Rail Network – enable economic activity
- ◆ Land swap – release land to enable development of social and economic development
- ◆ Shared Services – to use economies of scale to ensure access to services (TWK, CAM, SDM & OSM)
- ◆ Pound – encourage LED
- ◆ Safe House Network linked to out-patient care
- ◆ Upgrade of ablution facilities to improve human dignity
- ◆ Increase water resilience – maximising water availability



### JDMA PROJECTS UNDERWAY



### School: Grabouw



- JDMA successfully negotiated the swapping of Land: Pineview Municipal Sport Field for the development of a new Primary School in Grabouw (School Hub).
- WCED committed to provide funding to Grabouw High school to refurbish a playground on the new land, as they are sacrificing their sportsfield.
- All paperwork completed for the item to be tabled in Council
- Additional land included in the swap will be used for the expansion of health facilities



### School: Overstrand Municipality

- Overstrand Technical High School is supported by Dept of Education and TPW.
- Department of Education budgeted R5m for 2021/22 for planning.
- Ongoing discussions to determine the best suited land for the school. – options being considered.



### Water security



- A service provider was appointed to undertake the pre-feasibility study on behalf of the WCDoA.
- At the latest Steering Committee meeting held on 1 March 2022, the Service Provider presented 28 options which could result in increasing the storage and yield capacity of the Buffeljags Dam. **A shortlist of 13 options will now be further explored.**
- As a first phase an Inception and Situation Assessment Report has been delivered. Project progressing.



### Drug Rehab



Due to reprioritising of funding by DSD, other alternative options will be explored for the Drug Rehabilitation Facility project in the Overberg. The Drug Rehab Centre remains a priority project in the Overberg.

#### Feedback on Dennehof

- An urgent application was made to NPWI for the transfer of Dennehof.
- Awaiting feedback from NPWI

### Land for Projects



DLG submitted a detailed correspondence to NPWI for the acquisition of land for projects

- Drug rehab
  - Pound
  - Grazing of small farmers
  - Water Security: Desalination plant, Hermanus
  - Small Harbor: Hermanus
- Awaiting feedback**



### Safehouse Network



- Project registered on District Safety Forum
- The bigger strategic intent: To build a network of safehouses across the Overberg as a safe haven for women and children.
- DSD will also use these facilities for out-patient treatment to assist rehab patients.
- Project supported by SAPS
- Pilot the instruction of gender-based violence programmes in the project (CAM = pilot)



### Rectification Project



- Funding was allocated to the Overberg District for the upgrade of outside toilets in Raiton and Genadendal (Rectification Project)

Swellendam – R799 000  
Theewaterskloof – R1000 000

- Business Plans were submitted to DLG and DHS
- Swellendam co-founding project
- TWK conducting more work on the project
- DHS sending engineers to site to determine the need - will allocate funding based on the need identified.



### Sanitation project in Zwelitsha Informal Settlements (Bredasdorp)

- Consultation between key stakeholders have commenced in respect of the future sustainability of the project.

### Kleinmond Clinic

- Discussions in progress in respect of the painting of the inside and rerouting access to KAWS to enable fencing.



### Container Park in Swellendam

- R2.2.mil secured to Swellendam for the development in Smitsville. (Raiton is not able to access funding on this round of Booster Funding).
- The TPA is signed, and implementation is initiated.



### Early Childhood Development (ECD)

- New ECD Registration Framework to be rolled out to nominated areas Villiersdorp, Grabouw, Bredasdorp, Zwelihle.
- Dates to be confirmed by DSD.
- The completed registration framework was submitted to all JDMA municipal reps.



### Taxi Interchange: CAM

- Initial discussions took place with Public Works
- Cam to formalize request and submit a detailed project plan for consideration by the Department.

## NEW JDMA PROJECT: DETAILED UPDATE



### Overberg Water

Following a meeting with Minister Bredell, DLG to lead a task team consisting of DLG, DWS (WC), DWS, municipalities and farmers (Agri WC).

- Task team established and functional.
- High level briefings to DWS on challenges experienced (report prepared).
- Full technical assessment conducted on 16 and 17. Water specialists and engineers leading the assessment.
- To draft a status report with recommendations for immediate, medium- and long-term interventions.
- All stakeholders were updated on progress and the way forward.



## DBSA-FUNDED PROJECTS

- ◆ **Cape Agulhas Municipality:** Asset Care R 800 000 for Phase 1
- ◆ **Swellendam Municipality:** Asset Care R1 000 000 for Phase 1  
Revenue Enhancement R4 000 000

## JDMA PROJECTS COMPLETED

Municipality	Project	Description	Funding
ALL	Red tape: ease of doing business	Red tape reduction jointly developed with municipalities	DEDAT
Cape Agulhas	Establishment of safe houses	Safe houses established to ensure the safety of women and children	DOCS; DSD; Health
Theewaterskloof Cape Agulhas	Water security (boreholes)	Geohydro-logical study conducted on boreholes in CAM and TWK	DLG/Agriculture DEA&DP DHWS
Theewaterskloof	Expand on rail infrastructure	Expand and upgrade rail section between Somerset West and Grabouw (completed in the 2019/20 year)	Funded by Transnet
Theewaterskloof	Upgrade of basic services' infrastructure in Grabouw	Conducted a Feasibility Study to determine the need	Human Settlements
Theewaterskloof	High mast lighting in Grabouw	Construction of high mast lighting to ensure the safety of citizens in informal settlements	DLG

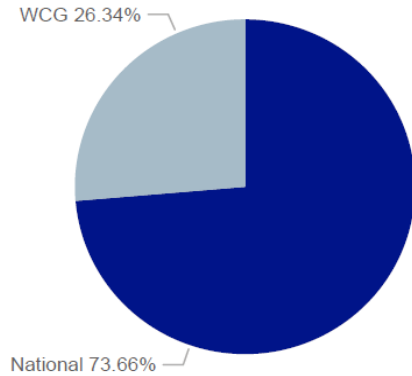
## JDMA PROJECTS REQUIRING FUNDING

- ◆ Upgrading of the electricity network in Villiersdorp area
- ◆ Financial contribution towards the repairs of the Grabouw Traffic Centre (NEW)
- ◆ Expand the Fire function (new fire station and training of 100 officials) (NEW)
- ◆ Funding for upgrading of Resorts
- ◆ Suiderstrand Road – further clarity required as to the statistics of the project and specific support required

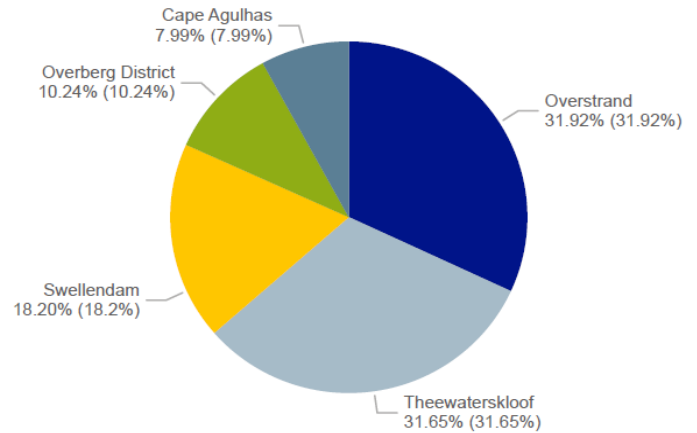
## 12.2 WESTERN CAPE GOVERNMENT FINANCIL FOOTPRINT OVERBERG REGION

### SPATIAL DISTRIBUTION OF ALLOCATIONS TO MUNICIPALITIES OVER MTEF PERIOD 2025/26 - 2027/28

2025/26 Budgeted Allocation by Source (%)



2025/26 Budgeted Allocation by Municipality

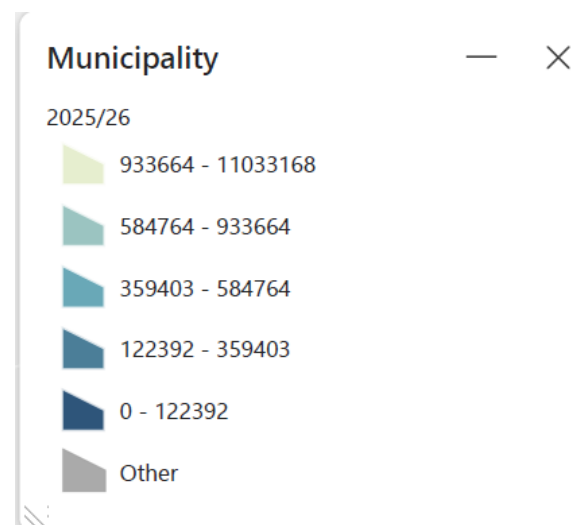
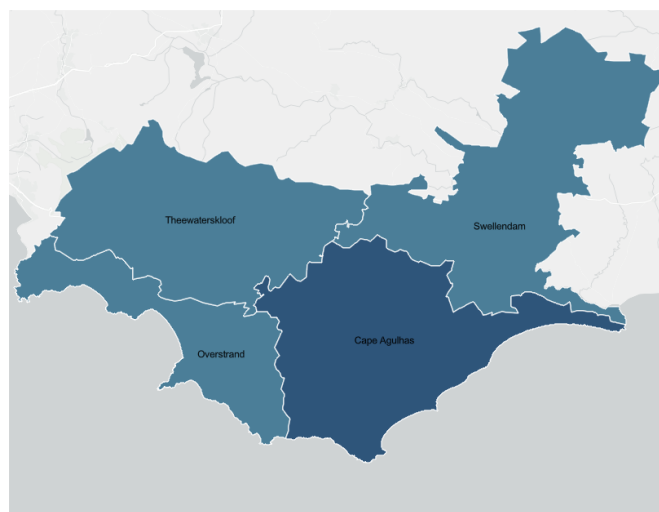


### MTEF ALLOCATION BUDGETS & NUMBER OF GRANTS (ZAR)

MTEF Allocation Budgets (R'000) & Number of grants

Source	Department	Total number of grants	2025/26	2026/27	2027/28	MTEF Total
National	National Treasury	7	8901774	9913127	10337148	29152049
WCG	Local Government	7	104847	22661	22395	149903
WCG	Department of Infrastructure	6	2073648	1839788	1922451	5835887
WCG	Department of Mobility	5	285852	283174	295468	864494
WCG	Department of Police Oversight and Community Safety	5	379368	395927	412559	1187854
WCG	Cultural Affairs and Sport	4	294333	299917	314870	909120
National	Cooperative Governance	3	688199	1276984	1311431	3276614
National	Mineral Resources and Energy	3	277774	288071	302050	867895
WCG	Department of Health and Wellness	3	642363	665362	689242	1996967
National	Human Settlements	2	1707821	1785886	1866645	5360352
National	Transport	2	3142109	3879695	2690585	9712389
National	Water and Sanitation	2	711280	411759	164893	1287932
WCG	Department of Economic Development and Tourism	2	2469	0	0	2469
WCG	Provincial Treasury	2	22123	23028	24002	69153
National	Public works and Infrastructure	1	71023	593271	620099	1284393
WCG	Department of Education	1	35040	36347	37621	109008
WCG	Department of Environmental Affairs & Development Planning	1	7800	9500	9900	27200
<b>Total</b>		<b>56</b>	<b>19347823</b>	<b>21724497</b>	<b>21021359</b>	<b>62093679</b>

## SECTOR AND SPATIAL DISTRIBUTION OF PLANNED INFRASTRUCTURE INVESTMENT



### Overberg District: Spatial distribution of allocations to municipalities over MTEF period 2025/26 - 2027/28

Overberg District: Budgeted National and Provincial Allocations (R'000)

Source	Department	Municipality	Transfer description	2025/26	2026/27	2027/28
National	National Treasury	Overberg District	Equitable Share	88359	90667	94774
WCG	Provincial Treasury	Overberg District	Western Cape Financial Management Capability Grant	3775	0	0
National	Transport	Overberg District	Rural Roads Asset Management Systems Grant	3107	3249	3395
National	Public works and Infrastructure	Overberg District	Expanded Public Works Programme Integrated Grant for Municipalities	1500	0	0
National	National Treasury	Overberg District	Local Government Financial Management Grant	1000	1200	1300
WCG	Department of Police Oversight and Community Safety	Overberg District	Safety initiative implementation - whole of society approach (WOSA)	1000	1030	1061
WCG	Local Government	Overberg District	Municipal Fire Service Capacity Support Grant	500	0	0
WCG	Local Government	Overberg District	Community Development Worker Operational Support Grant	57	57	57
<b>Total</b>				<b>99298</b>	<b>96203</b>	<b>100587</b>



## 2025/26 – 2027/28 MTEF PROVINCIAL INFRASTRUCTURE INVESTMENT OVERVIEW TOTAL PLANNED INFRASTRUCTURE INVESTMENTS



### CAPE AGHULAS MUNICIPALITY

#### Cape Agulhas: Budgeted National and Provincial Allocations (R'000)

Source	Department	Municipality	Transfer description	2025/26	2026/27	2027/28
National	National Treasury	Cape Agulhas	Equitable Share	45807	48275	50443
National	Cooperative Governance	Cape Agulhas	Municipal Infrastructure Grant	12484	13177	13578
WCG	Cultural Affairs and Sport	Cape Agulhas	Library service: Replacement funding for most vulnerable B3 Municipalities	8525	8766	8827
WCG	Department of Infrastructure	Cape Agulhas	Provincial Contributions towards to Acceleration of Housing Delivery	8360	0	0
National	National Treasury	Cape Agulhas	Local Government Financial Management Grant	1800	1900	2000
National	Public works and Infrastructure	Cape Agulhas	Expanded Public Works Programme Integrated Grant for Municipalities	1727	0	0
WCG	Local Government	Cape Agulhas	Municipal Energy Resilience Grant	700	0	0
WCG	Department of Infrastructure	Cape Agulhas	Title Deeds Restoration Grant	128	0	0
WCG	Department of Infrastructure	Cape Agulhas	Financial assistance to Municipalities for maintenance and construction of transport infrastructure	85	85	96
WCG	Local Government	Cape Agulhas	Community Development Worker Operational Support Grant	57	57	57
National	Mineral Resources and Energy	Cape Agulhas	Integrated National Electrification Programme (Municipal) Grant	0	2000	2090
<b>Total</b>				<b>79673</b>	<b>74260</b>	<b>77091</b>



### OVERSTRAND MUNICIPALITY

#### Overstrand: Budgeted National and Provincial Allocations (R'000)

Source	Department	Municipality	Transfer description	2025/26	2026/27	2027/28
National	National Treasury	Overstrand	Equitable Share	179268	188717	197218
WCG	Department of Infrastructure	Overstrand	Human Settlements Development Grant (Beneficiaries)	44090	21146	3000
National	Cooperative Governance	Overstrand	Municipal Infrastructure Grant	34082	28250	29392
National	Water and Sanitation	Overstrand	Water Services Infrastructure Grant	28427	26242	0
WCG	Department of Infrastructure	Overstrand	Informal Settlements Upgrading Partnership Grant	23242	10000	10000
National	Mineral Resources and Energy	Overstrand	Integrated National Electrification Programme (Municipal) Grant	13908	9551	9983
WCG	Cultural Affairs and Sport	Overstrand	Community library services grant	8824	8912	9748
WCG	Department of Police Oversight and Community Safety	Overstrand	Resourcing funding for establishment and support of a K9 unit	4350	4473	4666
WCG	Department of Police Oversight and Community Safety	Overstrand	Resourcing funding for establishment of Law Enforcement Rural Safety Unit	4317	4516	4719
National	Public works and Infrastructure	Overstrand	Expanded Public Works Programme Integrated Grant for Municipalities	2588	0	0
National	National Treasury	Overstrand	Local Government Financial Management Grant	1800	1900	2100
WCG	Department of Environmental Affairs & Development Planning	Overstrand	Regional Socio-Economic Projects (RSEP) Programme - Municipal Projects	800	0	0
WCG	Provincial Treasury	Overstrand	Western Cape Financial Management Capability Grant	672	0	0
WCG	Local Government	Overstrand	Municipal Fire Service Capacity Support Grant	500	0	0
WCG	Local Government	Overstrand	Thusong Service Centres Grant (Sustainability: Operational Support Grant)	150	150	150
WCG	Department of Infrastructure	Overstrand	Financial assistance to Municipalities for maintenance and construction of transport infrastructure	130	130	146
WCG	Department of Infrastructure	Overstrand	Title Deeds Restoration Grant	97	0	0
WCG	Local Government	Overstrand	Community Development Worker Operational Support Grant	76	76	76
<b>Total</b>				<b>347321</b>	<b>304063</b>	<b>271198</b>





## THEEWATERSKLOOF MUNICIPALITY

### Theewaterskloof: Budgeted National and Provincial Allocations (R'000)

Source	Department	Municipality	Transfer description	2025/26	2026/27	2027/28
National	National Treasury	Theewaterskloof	Equitable Share	150030	158221	165379
WCG	Department of Infrastructure	Theewaterskloof	Informal Settlements Upgrading Partnership Grant	44700	16680	16000
National	Cooperative Governance	Theewaterskloof	Municipal Infrastructure Grant	31668	34135	35566
WCG	Department of Infrastructure	Theewaterskloof	Human Settlements Development Grant (Beneficiaries)	12080	91340	94200
WCG	Cultural Affairs and Sport	Theewaterskloof	Library service: Replacement funding for most vulnerable B3 Municipalities	7219	7447	7364
WCG	Department of Infrastructure	Theewaterskloof	Title Deeds Restoration Grant	4238	0	0
WCG	Cultural Affairs and Sport	Theewaterskloof	Community library services grant	3088	3119	3897
National	Mineral Resources and Energy	Theewaterskloof	Integrated National Electrification Programme (Eskom) Grant	2284	3040	98
National	Public works and Infrastructure	Theewaterskloof	Expanded Public Works Programme Integrated Grant for Municipalities	1930	0	0
National	National Treasury	Theewaterskloof	Local Government Financial Management Grant	1900	2000	2100
WCG	Local Government	Theewaterskloof	Municipal Water Resilience Grant	1650	0	0
WCG	Department of Infrastructure	Theewaterskloof	Financial assistance to Municipalities for maintenance and construction of transport infrastructure	145	145	163
WCG	Local Government	Theewaterskloof	Community Development Worker Operational Support Grant	113	113	113
National	Mineral Resources and Energy	Theewaterskloof	Integrated National Electrification Programme (Municipal) Grant	0	6000	6271
WCG	Local Government	Theewaterskloof	Thusong Service Centres Grant (Sustainability: Operational Support Grant)	0	150	150
<b>Total</b>				<b>261045</b>	<b>322390</b>	<b>331301</b>



## SWELLENDAM MUNICIPALITY

### Swellendam: Budgeted National and Provincial Allocations (R'000)

Source	Department	Municipality	Transfer description	2025/26	2026/27	2027/28
WCG	Department of Infrastructure	Swellendam	Human Settlements Development Grant (Beneficiaries)	91278	79271	30411
National	National Treasury	Swellendam	Equitable Share	49412	52116	54458
National	Water and Sanitation	Swellendam	Water Services Infrastructure Grant	33000	23615	0
National	Mineral Resources and Energy	Swellendam	Integrated National Electrification Programme (Municipal) Grant	14142	3000	3136
National	Cooperative Governance	Swellendam	Municipal Infrastructure Grant	13612	14409	14871
WCG	Department of Infrastructure	Swellendam	Informal Settlements Upgrading Partnership Grant	8932	0	0
WCG	Cultural Affairs and Sport	Swellendam	Library service: Replacement funding for most vulnerable B3 Municipalities	6530	6751	6661
National	Mineral Resources and Energy	Swellendam	Energy Efficiency and Demand Side Management Grant	4000	0	4000
National	National Treasury	Swellendam	Local Government Financial Management Grant	1900	2000	2100
National	Public works and Infrastructure	Swellendam	Expanded Public Works Programme Integrated Grant for Municipalities	1565	0	0
WCG	Department of Environmental Affairs & Development Planning	Swellendam	Regional Socio-Economic Projects (RSEP) Programme - Municipal Projects	800	0	0
WCG	Department of Infrastructure	Swellendam	Financial assistance to Municipalities for maintenance and construction of transport infrastructure	700	50	2656
WCG	Local Government	Swellendam	Municipal Energy Resilience Grant	700	0	0
WCG	Department of Infrastructure	Swellendam	Title Deeds Restoration Grant	94	0	0
<b>Total</b>				<b>226665</b>	<b>181212</b>	<b>118293</b>

### 12.3 EXPANDED PUBLIC WORKS PROGRAM (EPWP)

Municipalities in the Overberg Region are committed to effectively utilising the Conditional Grant by ensuring job opportunities and skills transfer to the unemployed. As required by conditions of the Conditional Grant, certain targets must be met.

Monthly Expenditure Reports, Quarterly Evaluation Reports and Annual Performance Evaluation Reports are submitted to the Department. The Directorate EPWP Provincial Coordination and Compliance Monitoring Unit assists municipalities with reporting, capturing and technical challenges experienced.

An Overberg EPWP Forum structure is in place, coordinated and assisted by the Regional EPWP Coordinator in the Overberg, Mr H Zass. The Forum meets bi-monthly and comprises National, Provincial and District role-players. Here follows a breakdown of performance for the 2023/2024 financial year, per municipal area (as per the EPWP Reporting System Validation):

Municipality	No. of Projects	Work Opportunities (WOs)		Full-Time Equivalents (FTEs)	
		Target	Performance	Target	Performance
Cape Agulhas	42	598	453	107	106
Overberg District	26	169	210	77	56
Overstrand	87	1070	1107	258	334
Swellendam	24	363	367	74	90
Theewaterskloof	48	324	407	121	139
<b>TOTAL</b>	<b>227</b>	<b>2524</b>	<b>2544</b>	<b>637</b>	<b>725</b>

#### Phase 5 – 5 Year Targets for ODM

Financial Year	WO Target	FTE Target
2025/2025	120	30
2026/2026	120	30
2027/2027	120	30
2028/2028	120	30
2029/2029	120	30
<b>TOTAL</b>	<b>600</b>	<b>150</b>

#### 2024/2025 SECTOR TARGETS

Sector	WOs	FTEs
Infrastructure	31	8
Environment & Culture	101	26
Social	120	30
	<b>252</b>	<b>64</b>

#### 2024/2025 FTE TARGETS OVERBERG MUNICIPALITIES

Municipality	Targets
Cape Agulhas	72
Overberg District	64
Overstrand	152
Swellendam	63
Theewaterskloof	69
<b>TOTAL</b>	<b>420</b>

## 12.4 DISTRICT ROADS PROJECTS

The Roads Department receives grant funding (budget) from the Provincial Department of Transport and Public Works and act as an Agent for the maintenance, upgrading, rehabilitation, regravelling and reseal of Provincial proclaimed roads within the Overberg DM area.

### PROJECTS 2025/2026

RESEAL					
Roads No.	Road Name	Start	End	Length	Budget
TO BE CONFIRMED BY DEPARTMENT OF INFRASTRUCTURE					
<b>TOTAL</b>					<b>R20 820 000</b>

NORMAL MAINTENANCE		
Road	km	Budget
All surfaced and gravel roads maintenance	3 628	R32 935 000

BLADING		
Road	km	Budget
All Gravel Roads	6 500	R20 000 000

FLOOD DAMAGE REPAIRS		
Road	km	Budget
Several gravel roads	To be confirmed by Department of Infrastructure	R14 000 000

REHABILITATION/UPGRADING PROJECTS						
Road No.	Road Name	Start	End	Length	Remarks	Budget
DR 1206	Buffeljagsbaai	11.68	15.08	3.40	For completion 2024 / 2025	R16 000 000
DR 1277	Buffelsjagrivier	0.00	2.70	8.60	To be completed 2025 / 2026	R 8 000 000
<b>TOTAL</b>				<b>12.00</b>		<b>R24 000 000</b>

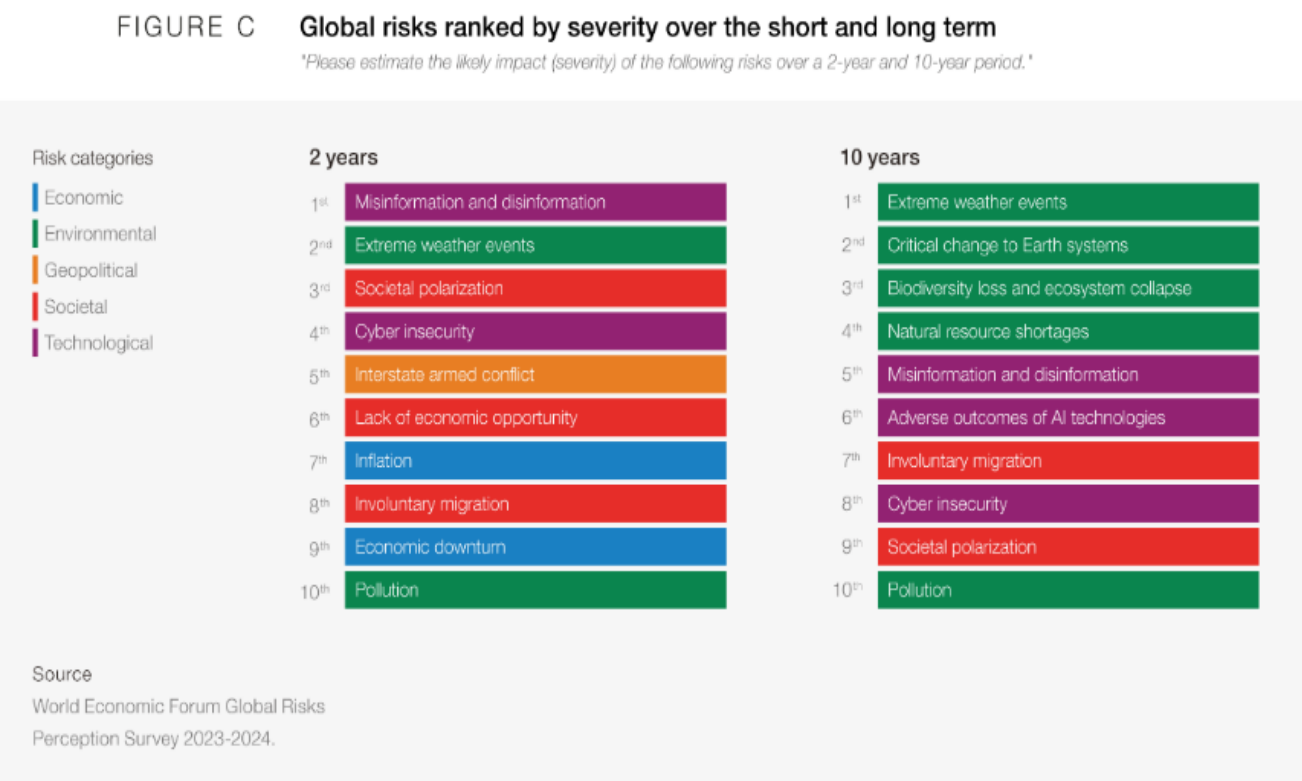
REGRAVEL					
Road No.	Road Name	Start	End	Length	Budget
DR 1277	Buffeljags Malgas	2.70	13.50	10.80	R9 800 000
DR 1207	De Mond	0.00	14.33	14.33	R7 400 000
DR 1279	Nethercourt	8.20	21.64	13.44	R7 800 000
DR 1294	Krige / Greyton	0.11	15.15	15.04	R11 750 000
<b>TOTAL</b>				<b>53.61</b>	<b>R36 750 000</b>



# CLIMATE RESILIENCE

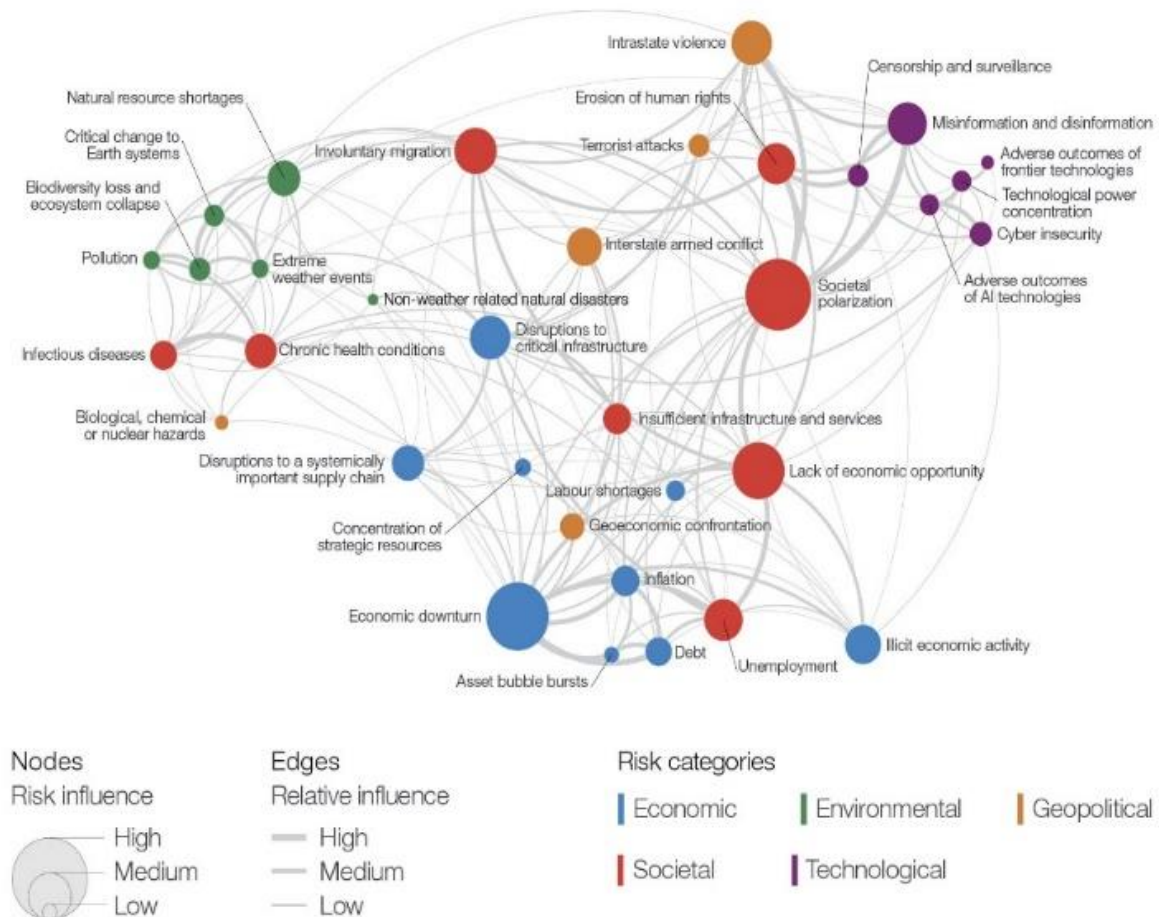
13.1 INTRODUCTION

Climate change and the lack of urgency in response thereto is now consistently ranked the top global risk by the World Economic Forum. The ODM also acknowledges this risk and the impact it will have on the region’s economic growth, social vulnerability, and natural resources.



Climate change is impacting on us personal, neighborhood, town and regional levels, with energy concerns, harsh weather and natural disasters undermining our social and economic systems. Climate change tends to discriminate in terms of gender, age, wealth, social status and other factors, with vulnerable people and communities often being most at risk whilst having the lowest capacity for coping with the impacts of climate change. Our adaptation efforts and investments to climate change resilience should ensure equitable benefits for the communities and individuals most vulnerable to climate change.

## Global risks landscape: an interconnections map



Source: World Economic Forum Global Risks Perception Survey 2023-2024.

Action at a local level requires pro-active planning and directing, and serious change management, if responses are to match the scale of impact to what is now termed a “climate emergency”. In response to the impacts of climate change the ODM will have to implement an integrated approach focussing on mainstreaming climate change within its organisational mandate.

**Mainstreaming of climate change refer to building climate resilience through sustainable planning (policies and sector plans) and decision-making processes across all sectors, to ensure efficient use of resource and**

### 13.2.OBSERVED CLIMATE

Recent observational records (1902-2020) show that average temperatures in the ODM have been rising at about 0.1°C per decade. Maximum temperatures have been increasing accordingly, but at a marginally slower rate during summer and winter seasons. Trends in the observed rainfall record are less clear, but tend towards a slight increase in seasonal rainfall, except in autumn (March to May) when a clear decrease is observed. Rainfall intensity (maximum 1-day rainfall) tends to correspond to these seasonal patterns as well. The uncertainty in the historic rainfall trends also apply to observations on drought, but the suggestions are that there might be slightly fewer dry days during spring and summer but more dry days in autumn and winter. Note, however, that the wetting/drying patterns are not as dominant as the temperature changes, and therefore moisture availability would trend lower as temperatures rise. Notably, also, is a decline in the number of frost days per year – between 1 and 3 days fewer per winter season.

### 13.3.CLIMATE CHANGE PROJECTIONS

Projections of future climate show how the trend in rising temperatures will persist during the century, with mean annual temperatures being about 0.5 - 1 degree Celsius higher by mid-century than they are now (1.5°C higher than in 2000). Total rainfall could be up to 20% lower than around the year 2000, and potential evapotranspiration up to 8% more. This translates into the drought likelihood doubling by mid-century. This will increase water insecurity in the District. Additionally, sea levels will respond to historic greenhouse gas emissions by rising consistently for the next 200 years, with levels being 25cm higher by 2050.



**1.0°C** average rise by 2050



possibly up to **20%** less rain



**8%** more evaporation



**2x** the drought risk

### 13.4.CLIMATE CHANGE HAZARDS AND VULNERABILITY

The expected climatic changes will impact on day-to-day activities and especially productive economic activities. Sector or activity specific risk and vulnerability assessments are necessary to understand the hazards, vulnerabilities and risks activities in a particular context will need to adapt to. An immediate and widespread threat is the increasing likelihood of droughts. Increased temperatures and increased evapotranspiration will result in drier soils. Moisture availability at ground level will reduce over time, translating into more frequent hydrological droughts. Water dependent activities, especially agriculture, will have to find ways to become more water efficient and weather the longer or more frequent drought events. Drought awareness must increase, as even a stable total rainfall pattern will result in lower water availability due to the rising overall temperatures. Importantly, proactive protection of ecosystems in important catchments is the required long-term response.



The conditions conducive to wildfires starting and spreading beyond control will become more common. This will require more resources to respond to and contain wildfires, especially in inland areas where resources are generally thinly spread already. A major concern is areas adjacent to mountain ranges, that will be exposed to wildfires descending. Infrastructure, agriculture, wildlife and people are at risk. Provision for disaster response funds for fires will need to increase.

Increasing temperature indices may also impact on activities, such as fruit farming, that are sensitive to a decrease in the number of very cold days.

Along the coastline, uncertainties remain in terms of wind response and the effects on wave heights, but it is something to keep in mind when planning and increasing the resilience of coastal activities such as those in harbours or important tourist areas. There is, however, certainty regarding the irreversible sea level rise trend. All activities adjacent to the high-water mark or on primary dunes need to respond to the assessments of risks associated with coastal erosion and wave impact, either by improving coastal defences or by moving infrastructure further inland. Potentially mobile dune fields, currently stabilised by vegetation, should also be identified as risk areas, as the drying climate could translate into a deterioration of the vegetation cover and mobilisation of the underlying sand.

Coastal municipalities potentially have a big role to play in managing coastal development. Notably, insurance companies are starting to withdraw their cover from some vulnerable coastal areas. Impacts of shifting marine resources have implications for social and economic fabric of coastal communities.

### **Climate Change Opportunities**

The Overberg District is more climate change aware than most municipalities, and even makes an attempt at tagging budget items for climate change relevance. Successful budget tagging will go a long way towards creating the necessary institutional awareness of climate change and directing of procurement and investment into more sustainable products and services.

The Overberg District promotes the idea of a sustainable district economy. It therefore needs to take a long-term perspective in terms of what a ‘sustainable economy’ would look like, as some longer-term changes/outcomes require short-term investments in order to put in place the foundations for a systemic change.

It is necessary that the IDP planning implement recommendations from the District Climate Change Response Framework. Already, several activities that respond to climate change are listed in the IDP, and these are mostly aimed at reducing risks. The current IDP, however, defers to the projects listed in the Climate Change Response Framework, which suggests that such actions might not be fully integrated into the IDP.

Climate change is highlighted in all risk assessments, and more can be done to make development in the Overberg resilient in the face of anticipated climatic changes. The District must not downplay the impact of coastal erosion and flooding, given the importance of the coastline as a tourist and business attraction. Active response to coastal erosion and flooding must be present, with a strong focus on natural coastal defences – natural systems tend to be self-regulating and self-repairing, reducing the need for on-going maintenance or replacement over time as is the case for built defences.

Agriculture must also be given attention in respect of climate impacts over time, climate-proofing agricultural development.

It would also not go amiss to investigate renewable energy investments at a municipal scale, given the benefits of lower cost and more reliable electricity sourcing.

Rail services is recognised as an economic opportunity in the current IDP but, generally, business-as-usual planning is at the order of the day. The suggestion of revitalised passenger rail services is welcome

in the context of a future where transport, inclusive of tourist transport, would need to be increasingly energy efficient or even carbon neutral.

## Climate Change Response

### Overberg Inaugural Climate Change and Biodiversity Indaba

Achieving climate resilience requires Local Government to understand its importance. Open discussions are essential to enhance climate readiness, use ecological services, and promote sustainable service delivery. Engagement from all municipal officials is crucial for supportive climate policies. The Overberg Climate Change and Biodiversity Indaba, held on 21 – 22 August 2024 provided a platform to discuss climate responses, biodiversity, and conservation, fostering unified actions and commitment. It emphasised that climate change affects sustainable service delivery and is not just a "green" issue.

The Indaba was a significant gathering aimed at fostering collaboration and commitment in the Overberg District and to prioritise local adaptation efforts, overcome barriers to integrating climate risks into planning, incorporate climate change response into existing frameworks, thus creating a climate-resilient District. Local Government's ability to implement adaptive measures will reduce community vulnerability to climate change impacts and facilitate sustainable service delivery.

The Indaba brought together stakeholders, experts, and leaders in climate change and biodiversity management to address key challenges and opportunities in the Overberg District.

One of the key objectives of this Indaba was to identify key commitments from municipalities to create a climate resilient pathway. The commitments are summarised as follows:

	Category	Commitment
1	Municipal infrastructure planning and maintenance	<ul style="list-style-type: none"> <li>- Prioritizing regular infrastructure maintenance to minimize service disruptions, enhance resilience, support emergency response, prevent costly repairs, sustain economic stability, mitigate risks, and protect public safety against climate change impacts.</li> <li>- Map critical infrastructure to protect essential systems from climate impacts.</li> </ul>
2	Communication and awareness	<ul style="list-style-type: none"> <li>- Translate climate change information, including just transition principles, into the local language and using culturally relevant examples to enhance community preparedness and protect livelihoods.</li> <li>- Conduct pre-season campaigns to educate communities of flooding and fire risks, including early warnings and preparedness measures, through workshops and local collaborations.</li> <li>- Engage in collaborative platforms, such as Breede-Sonderend Catchment Collaborative, to foster public-private partnerships.</li> </ul>
3	Legislative compliance	<ul style="list-style-type: none"> <li>- Enhance awareness of climate change and biodiversity compliance across sectors.</li> <li>- Financial alleviation for Climate Assessment publications. DFFE undertakes to explore mechanisms to alleviate the financial burden of publishing the Climate Change Needs and Response Assessment in the Government Gazette.</li> </ul>

4	Ecological Infrastructure	<ul style="list-style-type: none"> <li>- Develop and maintain a comprehensive inventory of ecological infrastructure.</li> <li>- Ground truthing and validate wetland maps for accurate management.</li> <li>- Utilise and expand existing data sources.</li> </ul>
5	Long-term Regional Water Security	<ul style="list-style-type: none"> <li>- Facilitate discussions on how the region can enhance water security.</li> <li>- Alien species clearing planning: coordinate planning and budgeting for alien species clearing, focussing on clearing for a purpose to enhance climate resilience.</li> </ul>
6	Mainstreaming	<ul style="list-style-type: none"> <li>- Create a joint vision for climate change resilience in the Overberg district, involving stakeholders to address climate challenges effectively.</li> <li>- Identify key strategic projects that mitigate climate risks, enhance resilience, and promote sustainable development.</li> <li>- Institutionalization of climate change into all sectors, making it a shared responsibility.</li> <li>- Review strategic plans to identify gaps and articulate relevant actions related to climate change and biodiversity.</li> <li>- Ensure sector plans are cohesive and integrated for climate action and ecological infrastructure conservation.</li> </ul>
7	Funding mechanisms	<ul style="list-style-type: none"> <li>- Explore and implement effective funding mechanisms with distinct models for rural projects.</li> </ul>

### Overberg District Municipality Climate Change Response Framework

The first Overberg Climate Change Response Framework was developed in 2017 with the assistance of the Western Cape Government. Following the Response Framework the ODM also partnered with the National Department of Forestry, Fisheries and Environment to develop its Climate Change Adaptation Plan in 2018. In 2024 the ODM participated in the Greenbook initiative to develop a climate risk profile for the district.

The Climate Change Act (Act 06 Of 2024), requires the ODM to develop a Needs and Response Assessment followed by a Climate Change Response Implementation Plan. Current climate change strategies as mentioned above will be utilized as source documentation for the development of the plans as required in the Act.

In order for the ODM climate change strategy to be meaningful, it will have to align with National and Provincial strategies and objectives. It should however be noted that any response action should be realistically implementable by the municipality, taking into account its limited resource and legal mandate. Response actions as listed below forms part of the Municipality's operational budget and implemented by the relevant line department.

## 13.5 Overberg District Municipality Climate Change Response Actions

Effective response to the climate emergency.

Climate change response	Action	Implementation timeframe	Strategic alignment	Responsible department
Early warning systems to provide long-term warnings and improved weather assessment	<ul style="list-style-type: none"> <li>- Overberg Disaster Management Centre community and stakeholders</li> <li>- Report quarterly to DCF and DCF-Tech.</li> </ul>	Ongoing	<ul style="list-style-type: none"> <li>- Disaster Management Framework</li> <li>- Disaster Risk Management Plan</li> </ul>	Emergency services
Implementation of coastal management lines	Commenting on development applications to ensure coastal risk zone is considered in the planning phase of any development	Ongoing	<ul style="list-style-type: none"> <li>- NEM:ICMA,</li> <li>- ODM Coastal Management Programme</li> </ul>	Environmental Management Services
FPA awareness	Interaction with land-owners in terms of fire risk			Emergency services
ODM risk assessment	<ul style="list-style-type: none"> <li>- Report quarterly to DCF and DCF-Tech.</li> <li>- Compile ODM risk register</li> </ul>	Ongoing		

An equitable and inclusive transition to net zero emissions by 2050.

Climate change response	Action	Implementation timeframe	Strategic alignment	Responsible department
Reduce organic waste to landfill	100% of organic waste to be diverted from the Karwyderskraal Regional Landfill Facility	2027	<ul style="list-style-type: none"> <li>- National Waste Management Strategy</li> <li>- ODM Integrated Waste Management Plan</li> </ul>	Environmental Management Services
Landfill site monitoring	Compliance monitoring to prevent burning of waste.	Ongoing	<ul style="list-style-type: none"> <li>- Municipal Health Bylaw</li> <li>- Health Act</li> <li>- ODM MHS Plan</li> <li>- NEM:WA</li> </ul>	Municipal Health Services
Regionalisation of waste management	<ul style="list-style-type: none"> <li>- Promote centralised landfill to avoid duplication of impacts.</li> </ul>		<ul style="list-style-type: none"> <li>- ODM IWMP</li> <li>- NEM:WA</li> </ul>	Environmental Management Services

	- Promote reduce, re-use and recycling.			
Integrate climate change risk reduction and resource efficiency into new-build projects	Commenting on development applications to ensure climate resilience is considered in the planning phase of any development	Ongoing	- NEMA - Overberg SDF - ODM Environmental Management Policy	Environmental Management Services
Air quality emissions licencing	Issuing and monitoring of air quality licences for listed activities and controlled emitters.	- Provisional Atmospheric Emission License reviewed annually. - Atmospheric Emissions Licenses are reviewed every 5-years	- NEM:AQA - ODM Air Quality Plan	Municipal Health Services
Promote investment in the green economy	- Promote the use of renewable energy (public and private sector) - Support initiatives that incorporate the principles of a circular economy - Incorporate sustainable public procurement principles in the SCM process.	Ongoing	- Overberg SDF - WCG Municipal Energy Resilience programme	Regional Economic Development & Tourism Environmental Management Services
ODM initiatives	- Paper waste – supply to a local business as packaging material. - E-waste – responsible disposal of e-waste through a certified service provider. - Retrofitting to LED lights	Ongoing	-	All department

	<ul style="list-style-type: none"> <li>- Reduce carbon impact with the implementation of LPG water heating at resorts</li> <li>- Paper reductions – reduced printing</li> <li>- Online/hybrid meetings (reduced carbon footprint)</li> </ul>			
Investment in natural capital to reduce climate risks and increase socio-economic resilience.				
<b>Climate change response</b>	<b>Action</b>	<b>Implementation timeframe</b>	<b>Strategic alignment</b>	<b>Responsible department</b>
Ecosystem restoration	<ul style="list-style-type: none"> <li>- Invasive species management on ODM properties.</li> <li>- Wetland conservation</li> <li>- Conservation Agriculture for soil restoration</li> </ul>	Annually	<ul style="list-style-type: none"> <li>- NEMBA</li> <li>- ODM Alien Invasive Species Monitoring, Control, and Eradication Plan</li> <li>- ODM Wetland Strategy and Action Plan</li> <li>- WCG SmartAgri Plan</li> </ul>	Environmental Management Services.
Water quality monitoring	Early detection for water-born diseases. (Sample & analysis for quality water)	Ongoing	<ul style="list-style-type: none"> <li>- Municipal Health Bylaw</li> <li>- Health Act</li> <li>- ODM MHS Plan</li> <li>- SANS 241</li> </ul>	Municipal Health Services
Food production monitoring	Food production and storage management. Food sampling monitor and awareness.	Ongoing	<ul style="list-style-type: none"> <li>- Municipal Health Bylaw</li> <li>- Health Act</li> <li>- ODM MHS Plan</li> <li>- FCD Act</li> </ul>	Municipal Health Services
Vector control	Monitoring change in vector incidents and distribution. Conduct awareness at community and businesses level.	Ongoing	<ul style="list-style-type: none"> <li>- Municipal Health Bylaw</li> <li>- Health Act</li> <li>- ODM MHS Plan</li> <li>- FCD Act</li> </ul>	Municipal Health Services
Promote ecosystem-based adaptation activities	Commenting on development applications	Ongoing	<ul style="list-style-type: none"> <li>- ODM SDF</li> </ul>	Environmental Management Services.

	to promote nature base solutions are incorporated into planning of any development.		- Environmental Management Policy	
Exemplary governance to lead a just transition.				
<b>Climate change response</b>	<b>Action</b>	<b>Implementation timeframe</b>	<b>Strategic alignment</b>	<b>Responsible department</b>
Overberg Climate Change and Biodiversity Forum	Convene a platform to support and inform local municipalities	Quarterly		Environmental Management Services
Overberg Climate Change Strategy	Review of the current Climate Change Response Framework to align with the Western Cape Climate Change Response Strategy and other policy documents	2024/25	Climate Change Bill National and Provincial policy document for climate change	Environmental Management Services
Support sustainable public procurement to support low carbon and more responsible goods and services	Develop a Sustainable Public Procurement Policy	2024	- WCG Sustainable Public Procurement programme	Supply Chain Management
Promoting community resilience to climate change impacts	<ul style="list-style-type: none"> <li>- Impact of climate change on rural women – Awareness session.</li> <li>- Promote household food gardens in partnership with the Department of Agriculture</li> </ul>	Ongoing		Social development





IDP & Communications Department

Overberg District Municipality

26 Long Street

Bredasdorp

028 425 1157

[www.odm.org.za](http://www.odm.org.za) • [www.facebook.com/OverbergDM](https://www.facebook.com/OverbergDM) • [info@odm.org.za](mailto:info@odm.org.za)

MAY 2024